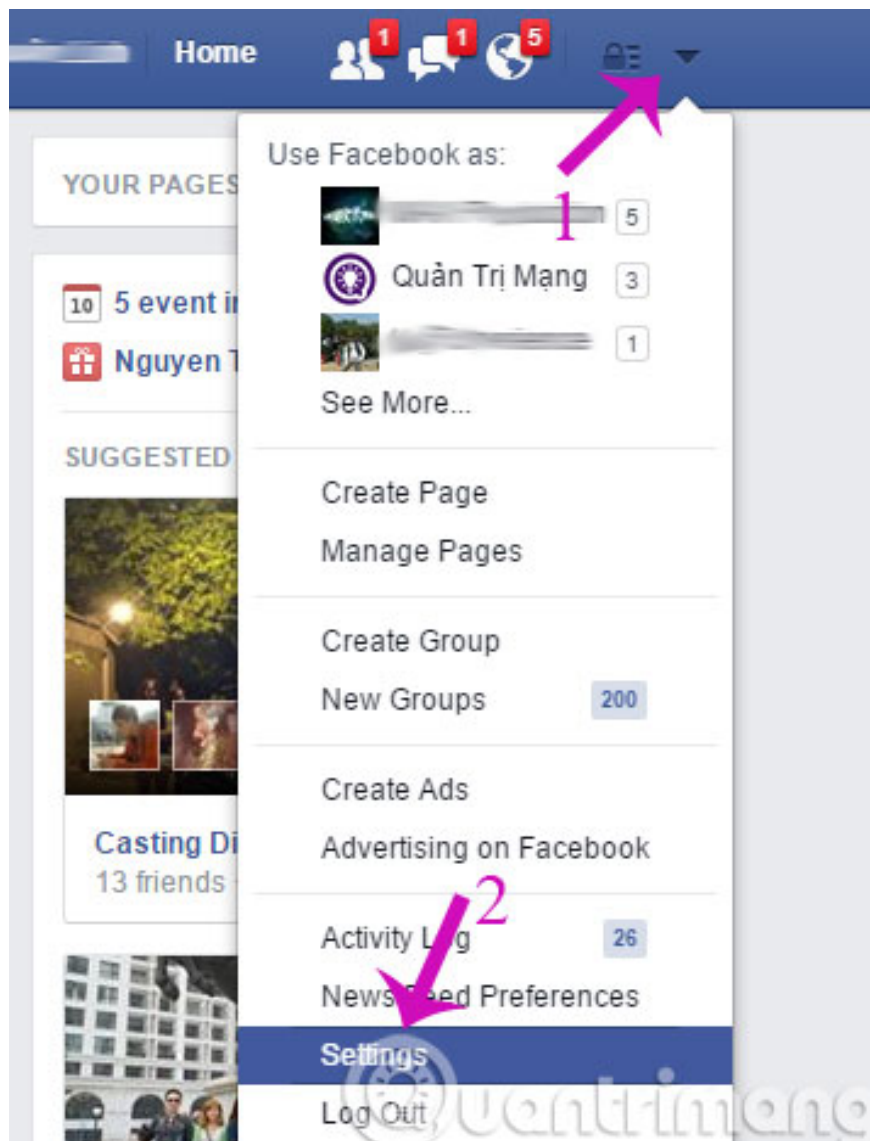


Tips that make it hard for others to find you on Facebook

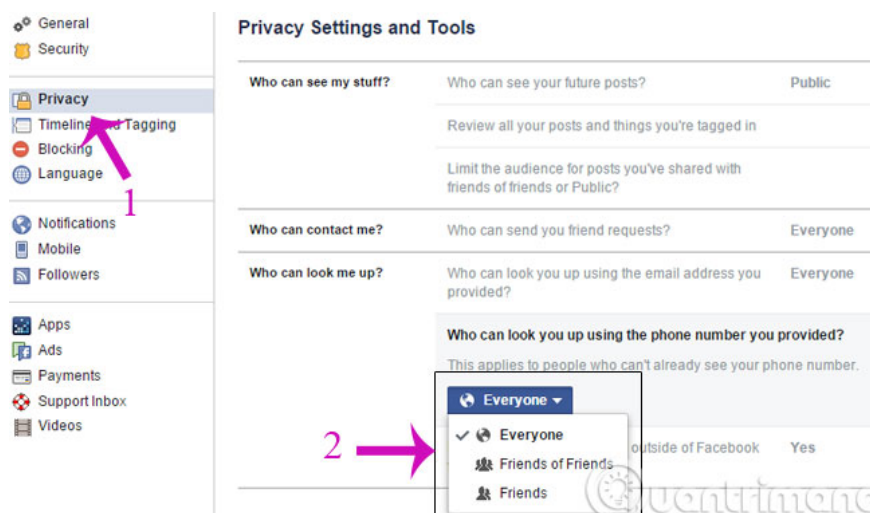
It is undeniable that thanks to Facebook, we can share and connect with many different people. However, not every connection has a positive benefit, but it also comes with certain problems such as advertising spam and virus spreads. If you are looking for a way to limit this feature of the largest social network on the planet, please refer to our article below.

It is undeniable that thanks to **Facebook** , we can share and connect with many different people. However, not every connection has a positive benefit, but it also comes with certain problems such as advertising spam and virus spreads. If you are looking for a way to limit this feature of the largest social network on the planet, please refer to our article below.

Step 1 : From the Facebook home page interface, click on **the black arrow in** the upper right corner, select **Settings**



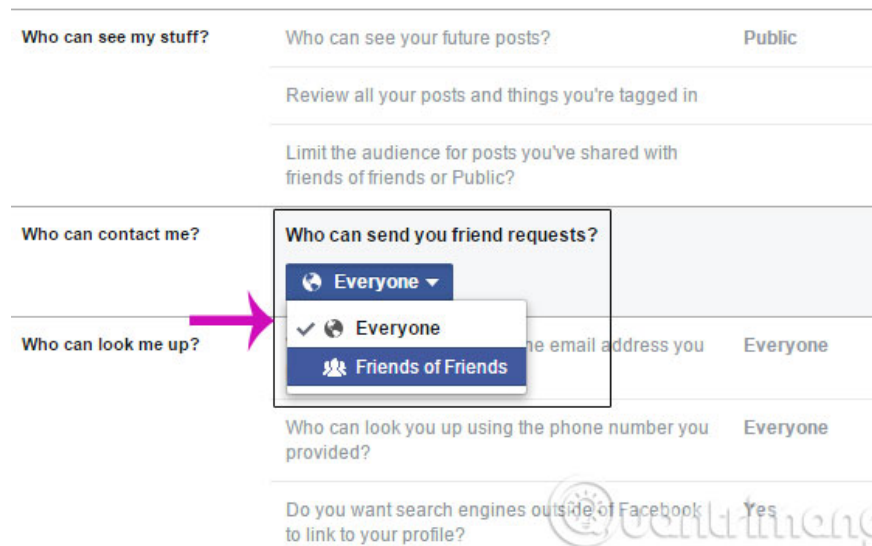
Step 2 : At the **Settings** interface, select the **Privacy** menu in the left column and scroll down to the section **Who can look me up?** with 2 customizations



1. **Who có th? xem b?n t?o ???c ??a ch? email ???c ???c cung c?p?** (*who can find you by the email address you provided*)
2. **Who can look you up using the phone number b?n ???c cung c?p?** (*who can find you by the phone number you provided*)

Click on these 2 options and then change **Everyone** to **Friends** or **Friends of friends**

Step 3 : In addition, can you adjust further in **Who can contact me?** (*who can contact me*) from **Everyone** into **Friends of Friends**



So, from now on, only friends (or friends of friends) will find you and send you a friend invitation.

1. How to prevent others from finding old posts on Facebook?
2. Instructions to remove search traces on Facebook
3. What to do when losing your Facebook password?

Hope the article will be useful to you!

You finished reading the article "**Tips that make it hard for others to find you on Facebook**" edited by the [TipsMake](#) team. We hope this article has provided you with many useful tech tips and tricks. You can search for similar articles on tips and guides. Thank you for reading and for following us regularly.