

# Tips for playing Black Myth Wukong for newbies

Black Myth Wukong is a challenging action role-playing game that combines combat and exploration. To help you overcome the difficulties in this game, here are some useful Black Myth Wukong tips and tricks for beginners to help you overcome all the challenges.

With rich gameplay and impressive graphics, Black Myth Wukong has attracted the attention of the global gaming community. To make things simpler, after installing Black Myth Wukong on the computer, players need to grasp all this information, including many useful tips for beginners.

## *Black Myth Wukong Tips for Beginners*

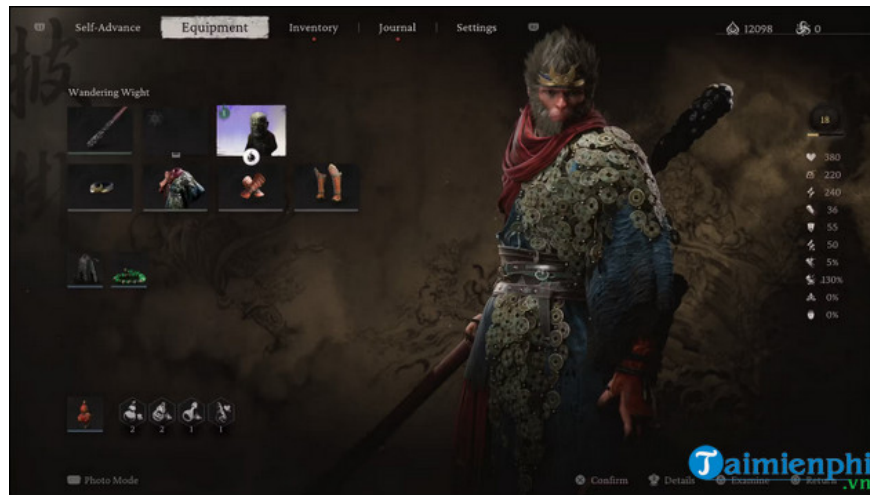
### *1. Follow the light when lost*

One of the biggest challenges when playing Black Myth: Wukong is navigating the game world. There is no map in the game, making it easy for players to get lost while exploring new areas. Luckily, the developers have included a useful feature to help players navigate, the light trails that emanate from the Keeper's Shrine. When you get lost, look around and look for these light trails. They will guide you to the nearest Keeper's Shrine, where you can rest, save your game, and continue your journey.



### *2. Feel free to experiment*

Black Myth: Wukong offers players a lot of freedom in combat. You can choose from a variety of stances, spells, and transformations. These skills can be upgraded by allocating collected skill points (Sparks). To upgrade, open the Self-Advance tab from the Keeper's Shrine or the pause menu. If you feel that your current skills are not effective, you can reset all skill points by selecting the "Reclaim All Sparks at Once" option.



### 3. Master the art of avoidance

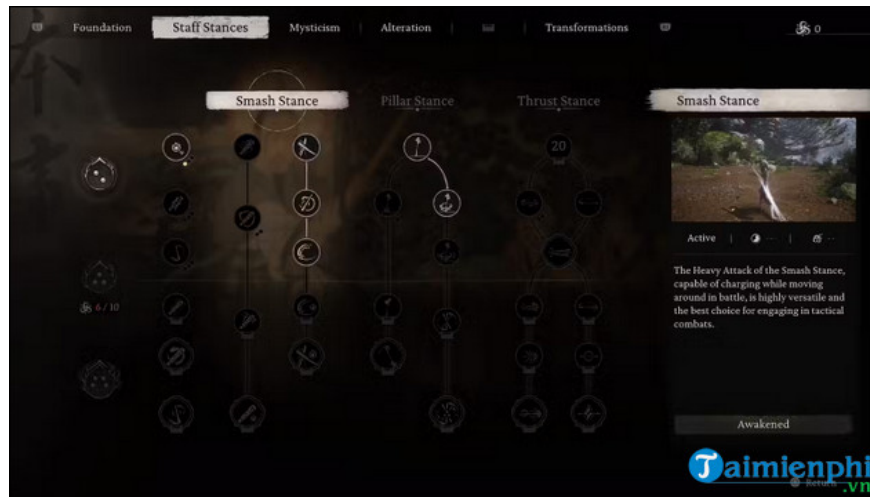
Dodging is one of the most important skills to master in Black Myth: Wukong. With so many powerful enemies, dodging attacks becomes essential. Focus on observing and predicting when enemies will attack, then dodge accurately and counterattack. Once you master dodging, you will have a huge advantage in battles.



### 4. Use different stances in combat

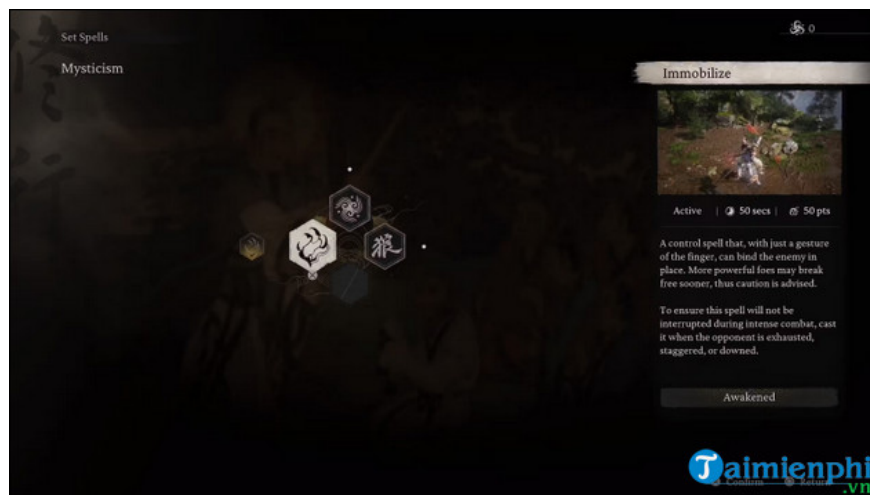
The game has 3 main stances: **Pillar** , **Thrust** and **Smash** . Each stance has its own advantages, choose the stance that suits the situation to have an advantage in combat. Experiment with different stances to find the way to play that suits your style.

- **Pillar** is better for dodging ground attacks
- **Thrust** is good for fast and continuous attacks
- **Smash** is more powerful but slower



### 5. Use full range of spells

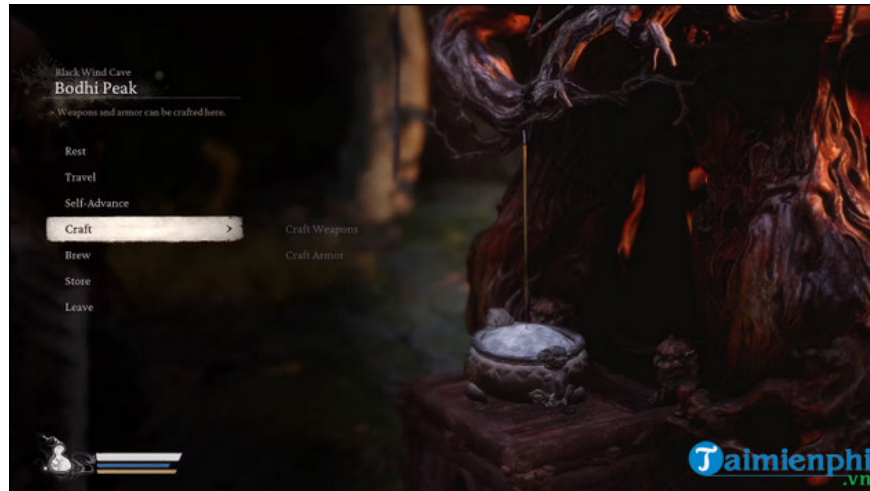
At the beginning of the game, you can only use one type of magic. However, as you progress in the game, you will unlock more and more magic. Using magic at the right time will not only help you deal damage but can also help you avoid dangerous attacks. Use magic often and don't hesitate to upgrade it.



### 6. Keep an eye out for the Keeper's Shrine

Keeper's Shrine is not only a place to save your game and restore health and mana, but also a place to craft and sell items. Visit the Shrine often to check for new options. At each Shrine, you can:

- **Save the game** and restore health and mana
- **Fast travel** to discovered Shrines
- **Craft** new weapons and armor from collected materials
- **Buy useful items** from the shop and sell treasures



### 7. Go everywhere, around every corner

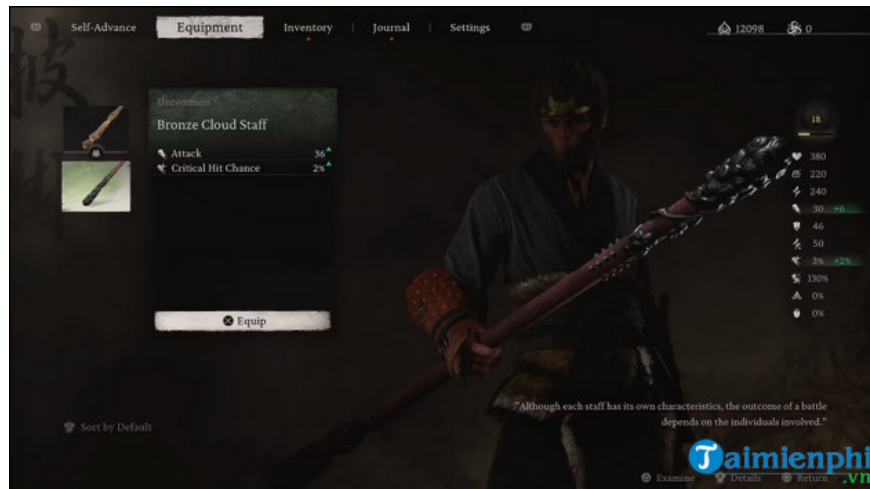
Black Myth: Wukong has over 60 bosses to defeat. Some of them are hidden and only appear when you thoroughly explore each area. Although it can take a long time, exploring them will yield valuable rewards:

- Find hidden bosses and collect valuable treasures
- Find many useful items and chests
- Explore meditation spots to gain more skill points, unlock many new skills



### 8. Use a different approach if you're struggling

If you're having trouble with a particular boss, try changing your loadout and abilities. For example, the Serpentscale armor is useful underwater but less effective elsewhere. Some transformations are also only good in certain situations. Don't be afraid to change to find a more effective approach.



Here are 8 useful tips for beginners when starting their journey with Black Myth Wukong. Make the most of the game features, experiment and explore regularly, and remember that every failure is an opportunity to learn and grow. If the experience is a bit laggy, set up the appropriate **Black Myth Wukong configuration** to have great moments with this attractive game.

You finished reading the article "**Tips for playing Black Myth Wukong for newbies**" edited by the [TipsMake](#) team. We hope this article has provided you with many useful tech tips and tricks. You can search for similar articles on tips and guides. Thank you for reading and for following us regularly.