

Tips for blocking ads while playing games on Android and iPhone.

Many smartphone users are no longer unfamiliar with the appearance of ads while playing games. These in-game ads are annoying for players, and this article from TipsMake will guide you on the simplest way to block ads while playing games on Android and iPhone phones.

With the ad-blocking tips below, hopefully you will be able to block or turn off annoying ads whenever you play games on your iPhone or Android phone.



A guide to blocking ads while playing games on your phone in the simplest and most effective way.

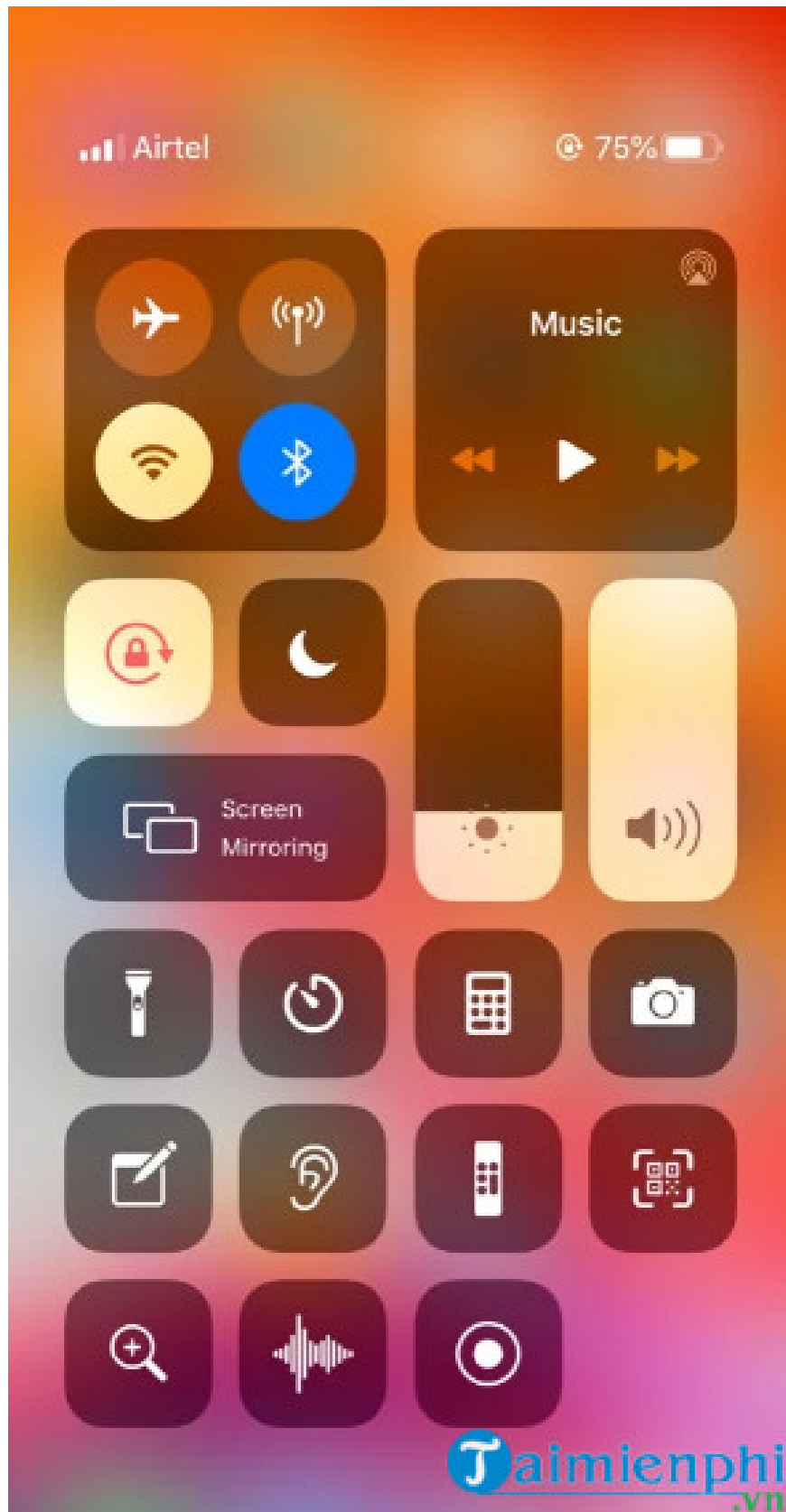
Apple doesn't offer default solutions to block ads on specific apps and games on its iOS devices. While the company frequently changes its policies and restricts third-party apps from containing ads, this solution isn't truly effective.

Here are some ways and tips to block annoying ads while playing games on your iPhone.

Method 1: Turn off Wi-Fi and mobile data.

Ads in apps and games are only delivered when connected to a Wi-Fi network. By turning off Wi-Fi and mobile data, the code in the app or game will no longer be able to fetch and display ads.

Step 1: On your iPhone, you can turn off Wi-Fi or cellular data by accessing the Control Center, or alternatively, by opening the **Settings** app => find and turn off **Wi-Fi**. Follow the same steps to turn off cellular data.



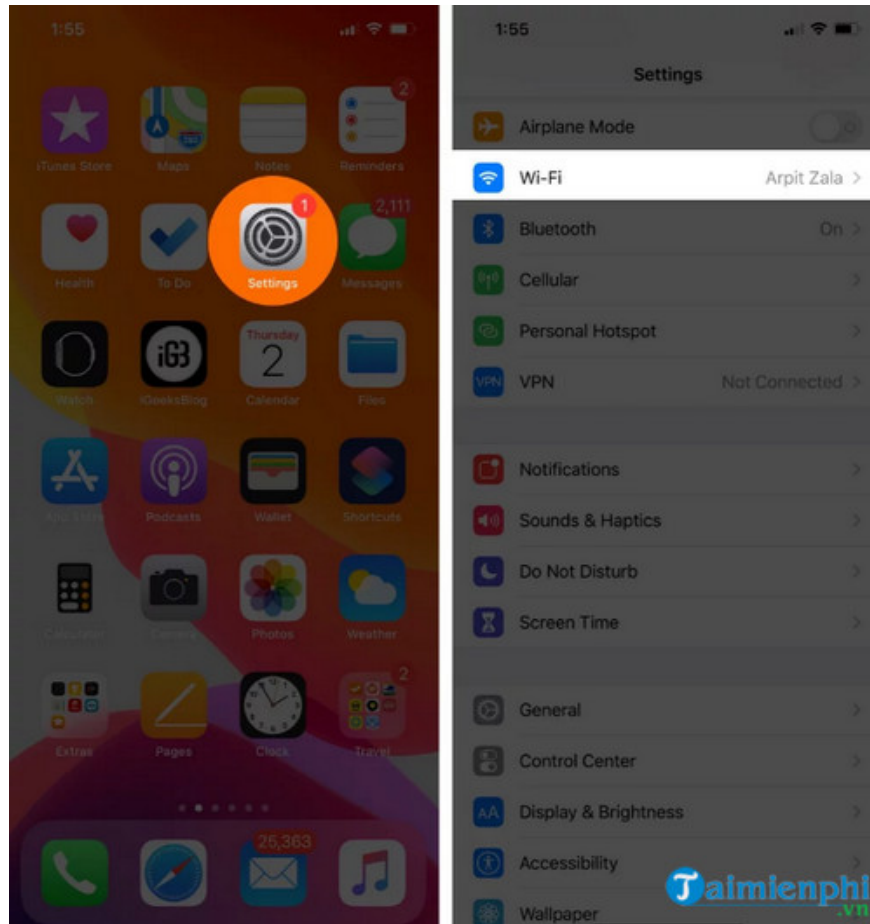
Step 2: Next, force quit the game (app) by double-tapping **the Home button** or swiping down from the top (on iPhones with Face ID), then swipe up the open app tabs to close the app.

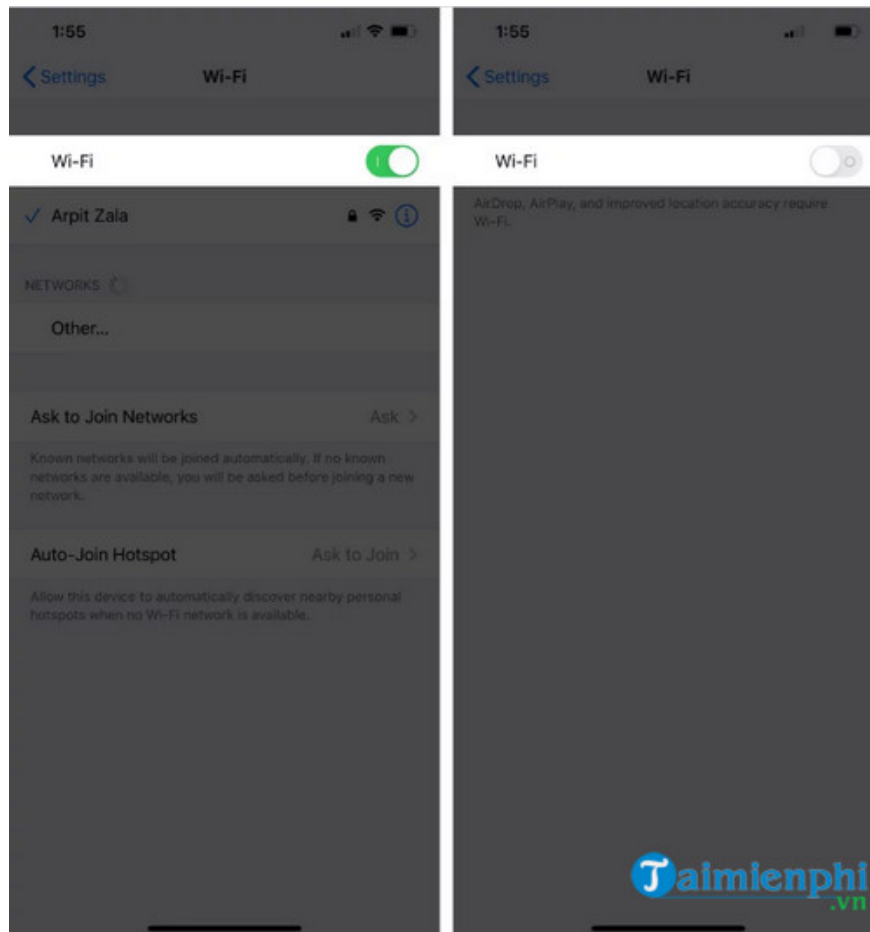
Step 3: Wait a few seconds, then reopen the game. The ads will no longer be displayed.

Method 2: Turn off Wi-Fi and mobile data for specific games and applications.


Another way to block ads while playing games on an iPhone is to turn off Wi-Fi and cellular data for specific apps and games.

*Step 1: Open the **Settings** app or Control Center, find and turn off Wi-Fi.*

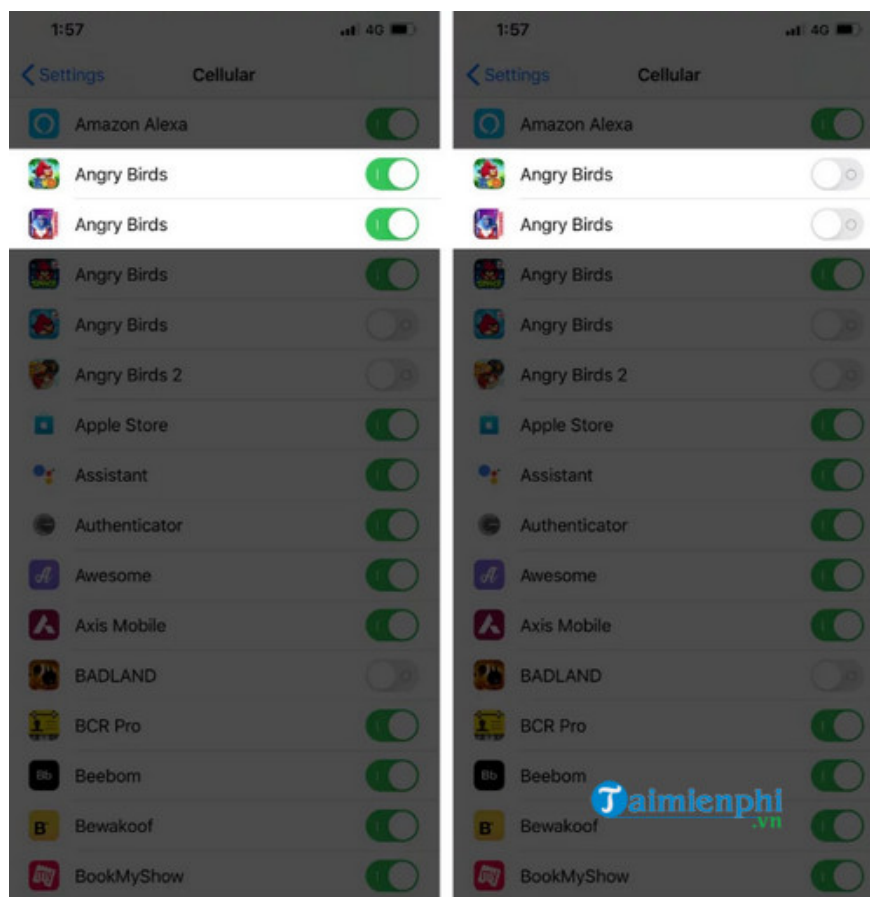




Step 2 : Next, in the **Settings** app , find and enable **Cellular** (mobile data).



Step 3: Scroll down to find specific apps or games, and use the slider to close them.



Step 4 : Next, force close the games, wait a few seconds, then reopen them.

Step 5: Now you can comfortably play games without any annoying ads appearing anymore.

Method 3: Use AdGuard to block ads while playing games.

AdGuard ad blocker supports multiple platforms, including iOS.

The final way to block ads while playing games on Android is to use the AdGuard ad blocker. The free version limits ads and only tracks ads in the Safari browser . The Pro version (priced at \$1.99) adds more advanced features, supporting ad blocking for apps and games across the entire system.

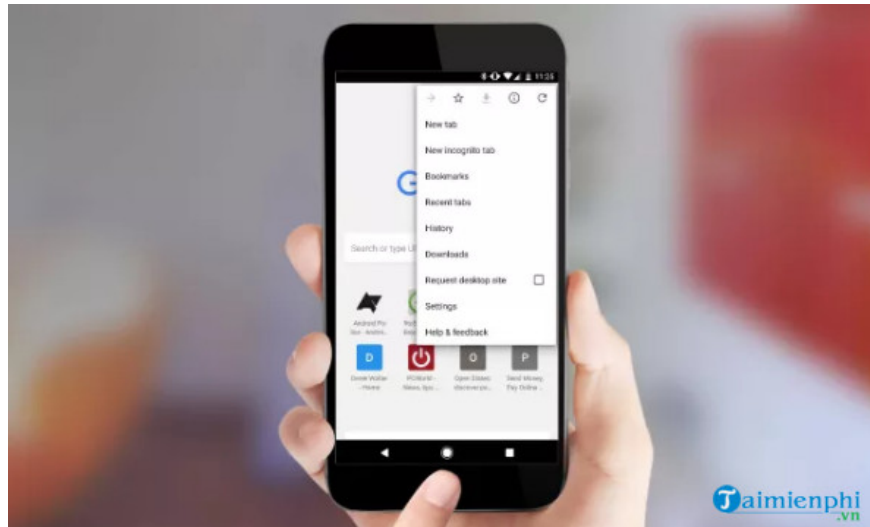
To download and install AdGuard, [click here](#).

Method 1: Block or disable ads on the Chrome browser.

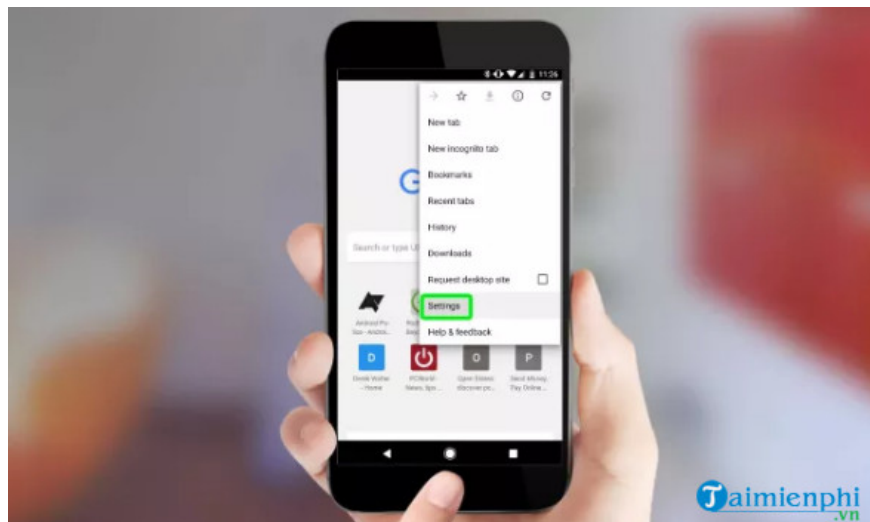
Step 1 : Open Chrome, the default browser on Android.



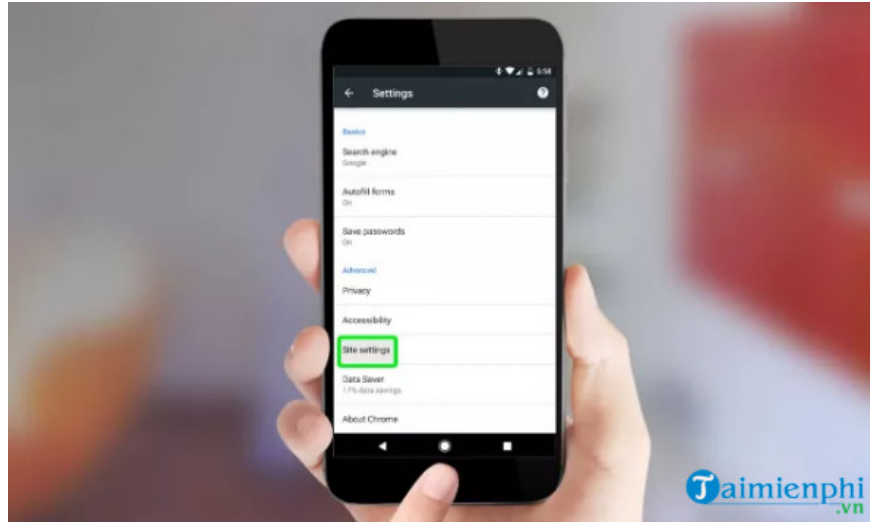
Step 2: Find and tap the icon with three aligned dots in the upper right corner of the screen.



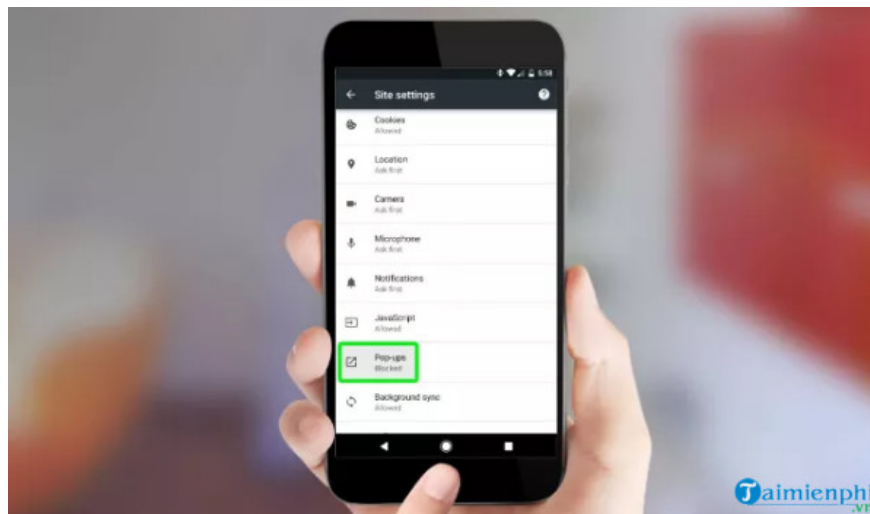
Step 3 : Tap on **Settings** .



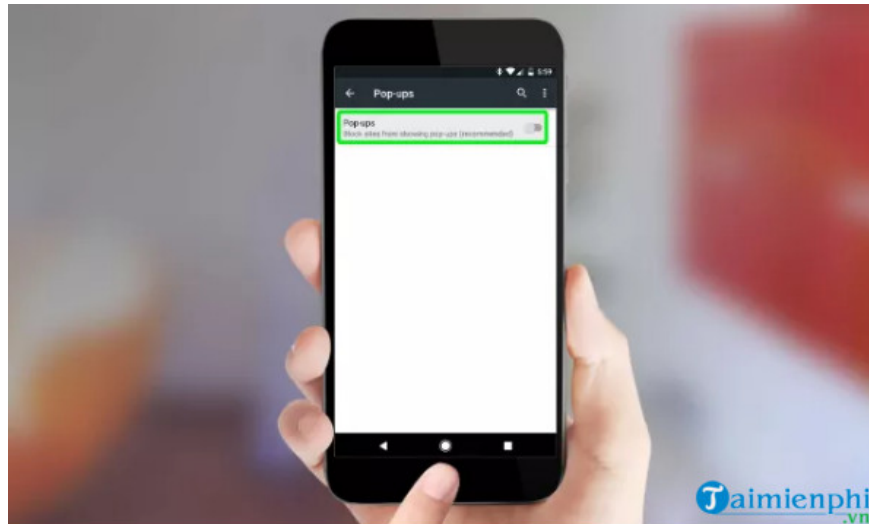
Step 4: Scroll down and select **Site settings** .



Step 5: Find and turn off the slider next to **the Pop-Ups** section to disable pop-up windows from appearing on the screen.



Step 6 : Turn the slider off again to completely disable the feature.



Method 2: Use Lite Mode

If you're using Chrome , the default browser on Android, you can use Lite Mode, formerly known as Data Saver, to save data, reduce ad usage, and more.

In the Chrome browser, find and tap the three vertical dots icon in the upper right corner => **Settings** => find and activate **Lite Mode**.

Method 3: Using Ad-blocking

Ad-blockers are designed to block annoying ads from appearing on users' mobile device screens. These ad blockers are equipped with advanced features, including the ability to block ads on YouTube, and more.

To download and install Ad-block, click [here](#).

Besides blocking ads while playing games on your phone, you can also easily block ads within apps on your phone through this article from TipsMake.

Above, TipsMake has introduced some tips for blocking ads when playing games on Android and iPhone. Additionally, if you have any further questions or need clarification, please leave your comments in the section below the article.

You finished reading the article "**Tips for blocking ads while playing games on Android and iPhone.**" edited by the [TipsMake](#) team. We hope this article has provided you with many useful tech tips and tricks. You can search for similar articles on tips and guides. Thank you for reading and for following us regularly.