

# This is why people don't have to switch between apps on Samsung devices so often anymore!

Samsung's Multi Window feature lets you multitask using a split screen, open apps in floating windows, and save frequently used apps as pairs for quick access - eliminating the need to switch between apps frequently.

Samsung's Multi Window feature lets you multitask using a split screen, open apps in floating windows, and save frequently used apps as pairs for quick access - eliminating the need to switch between apps frequently.

## How to split screen on Samsung phone

Imagine being able to take quick notes while browsing the internet or text a friend while watching a YouTube video – all without having to constantly switch between apps. Samsung's Multi Window is a great Android feature for seamless multitasking, allowing you to have two or more apps on screen at the same time.

On Samsung phones running One UI, you can use the **Recent apps** menu to enable split-screen view and start multitasking more easily.

First, tap the **Recents** button to see your thumbnails of apps. Then, tap the first app's icon and select **Open in split screen view** . Now, select the second app you want to open in split screen view. You can choose from an already open app or an app from the app drawer.

To swap the positions of the apps, tap the three-dot menu on the dividing line between them, then tap the swap icon (two arrows). You can also adjust the split-screen area of each app by dragging the dividing line up/down as needed.

1 active in background >



App info

Open in split screen view

Open in pop-up view

Keep open

# core-teamchat

+ Add channel

Channels

# community-watercooler

# core-announcements

# core-celebrate

# core-technical

edit-tashreef-shareef

team-mentors



Home



DMs




Activity



More

Close all



🔍 Search Valnet

Tasks

Projects

People

Teams

Tags

Quick filters

Tasks assigned to...

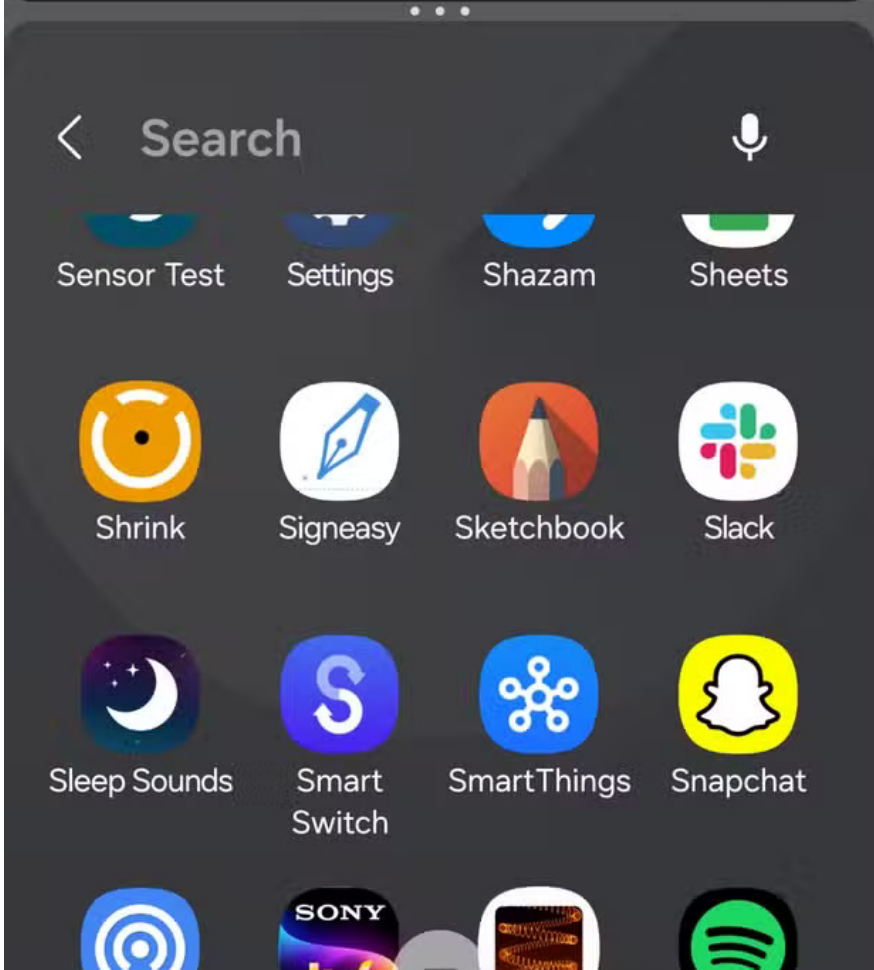
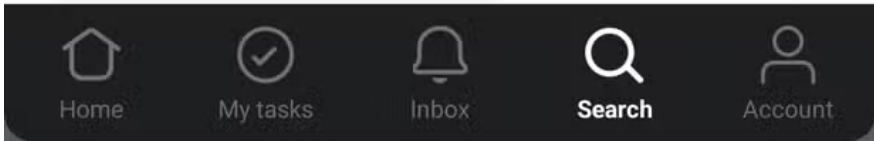
Tasks with collaborators...

Tasks in project...

Shortcuts

Tasks I've created

Tasks I've assigned to others





Jump to or search...



Catch up  
1 new



Threads  
Caught up



Later  
1 overdue

### Channels



# core-teamchat

+ Add channel

### Channels



Home



DMs



Activity



More

## My tasks



Install the latest version of the app...

Thursday

Android



Test the new version of the app...

Thursday

Windows



we need to change the Home  
productivity

+ New task

Search Valnet

Tasks

Projects

People

Teams

Tags

### Quick filters

Tasks assigned to...

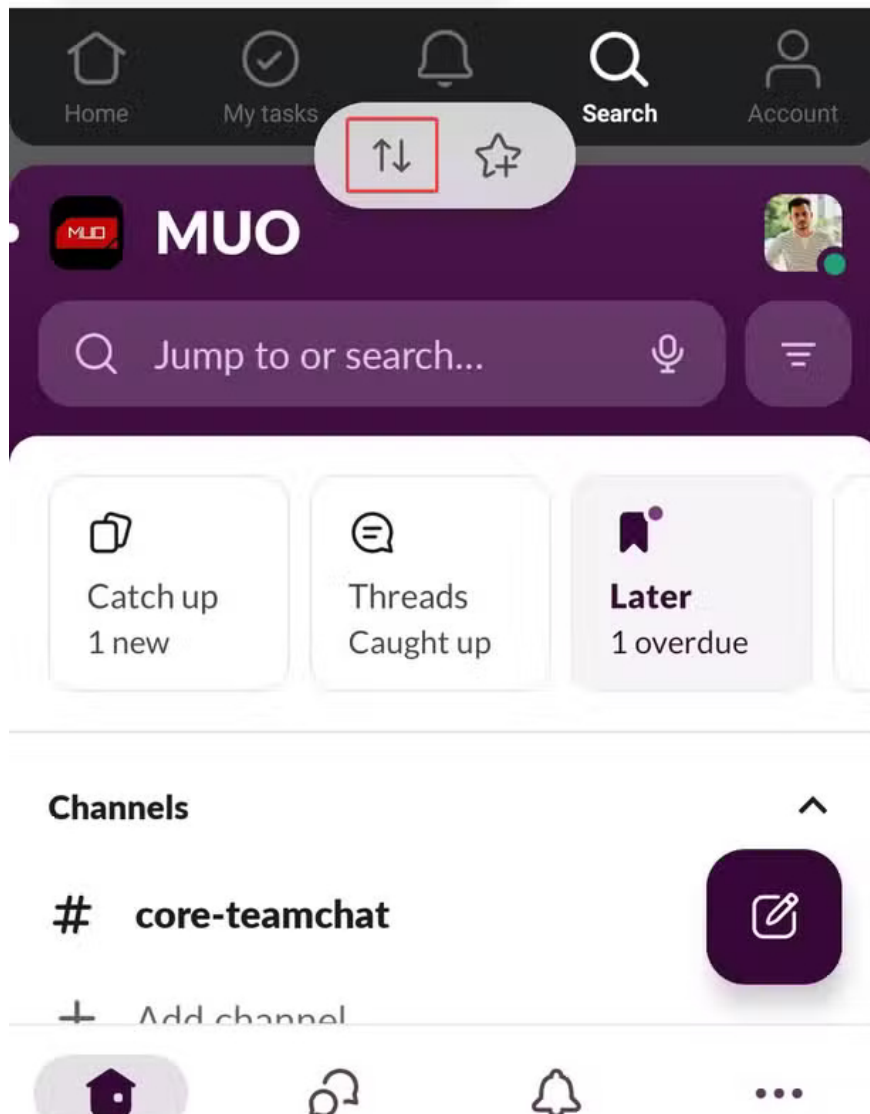
Tasks with collaborators...

Tasks in project...

### Shortcuts

Tasks I've created

Tasks I've assigned to others



## Open the app in Pop-up view

If you want more flexibility, Pop-up mode lets you open more than two apps at once. Unlike split-screen mode, which takes up your entire screen, Pop-up mode lets you open an app in a resizable floating window. It's similar to Android's built-in Picture-in-Picture mode, but it works with all apps. It's especially useful when you want to keep an app accessible no matter what other apps you're using.

To open an app in Pop-Up view , tap the **Recent** button, then tap the app icon and select **Open in Pop-Up** . Hold and drag the blue bar at the top of the app to move the window around, or tap once to see more options, like adjusting the app's transparency or switching to full screen mode.

For even quicker access, you can turn the app into a floating bubble that sits above other apps. To do this, first open the app in Pop-Up mode. Then, tap the blue bar at the top and select the diagonal arrow icon to shrink the app into a floating bubble.

5:46

15%

1 active in background >

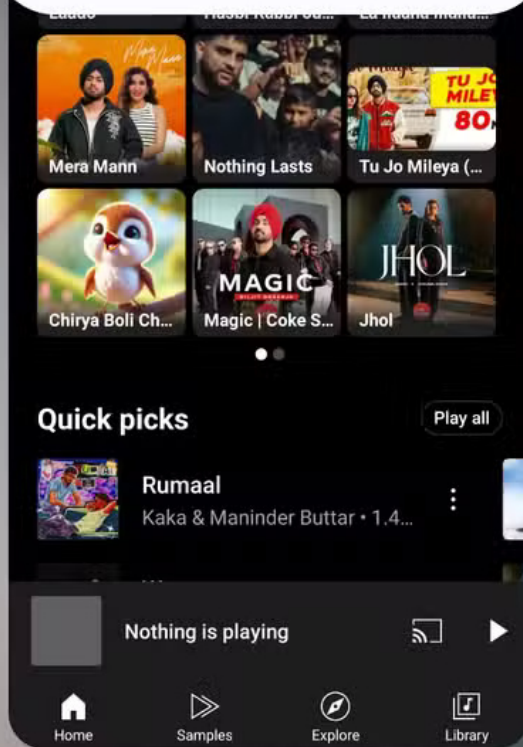
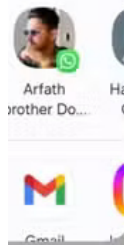
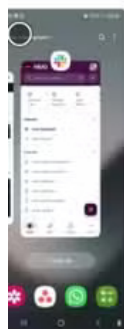


App info

Open in split screen view

Open in pop-up view

Keep open



Close all





**Music**

Podcasts Romance Feel good

UnnikL  
Gaut

Home Samples Explore Library

# core-teamchat

+ Add channel

Channels

# community-watercooler

# core-announcements

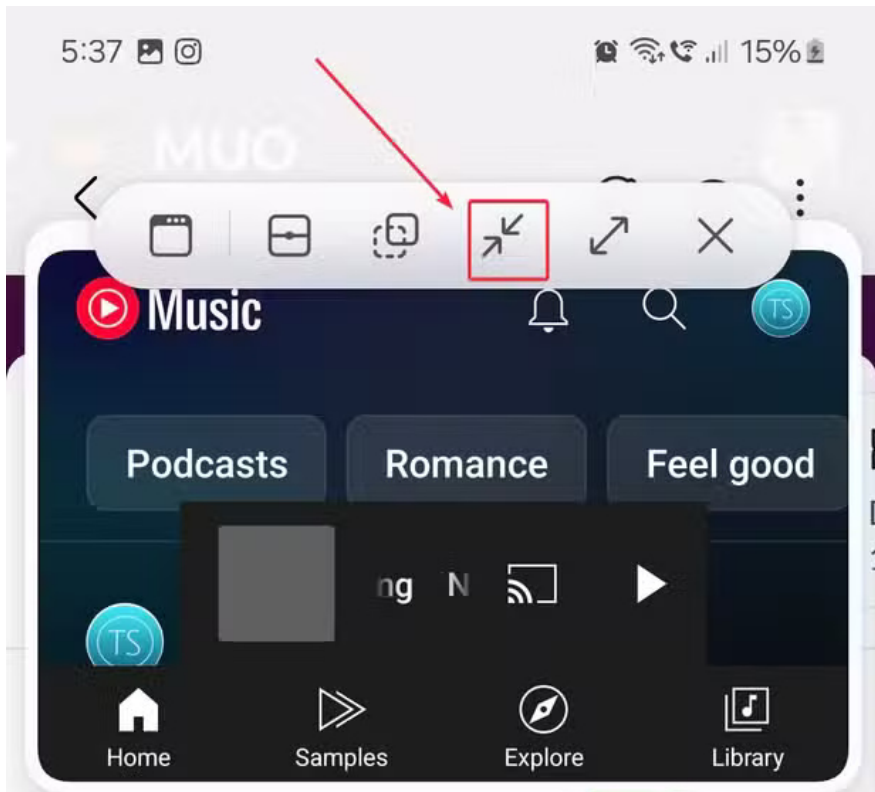
# core-celebrate

# core-technical

edit-tashreef-shareef

team-mentors





# core-teamchat

+ Add channel

Channels

# community-watercooler

# core-announcements

# core-celebrate

# core-technical

edit-tashreef-shareef

team-mentors





Jump to or search...



Catch up  
1 new



Threads  
Caught up



Later  
1 overdue

Channels



# core-teamchat

+ Add channel

Channels



# community-watercooler

# core-announcements

# core-celebrate

# core-technical

edit-tashreef-shareef

team-mentors



## Save app pairs for easy access


You can take it a step further by using App Pairs, which lets you save frequently used split-screen combinations for quick access. For example, if you often take notes while on a call, you can create an app pair using **Contacts** + **Notes** and save it to **your Edge Panel** or home screen to quickly launch both apps in multi-window mode.

To create an app pair, first open two apps in split screen mode. Then, tap the three-dot menu in the middle and select the App pair icon (the star with a plus sign). In the **Add app pair** menu, select **Apps edge panel** to add it to the Edge Panel. Or, select **Home screen** to save the app pair to your home screen.

1 active in background >



- App info
- Open in split screen view
- Open in pop-up view
- Keep open



# core-teamchat


+ Add channel

Channels ^

- # community-watercooler
- # core-announcements
- # core-celebrate
- # core-technical
- edit-tashreef-shareef
- team-mentors

Home DMs Activity More

Close all



Search Valnet

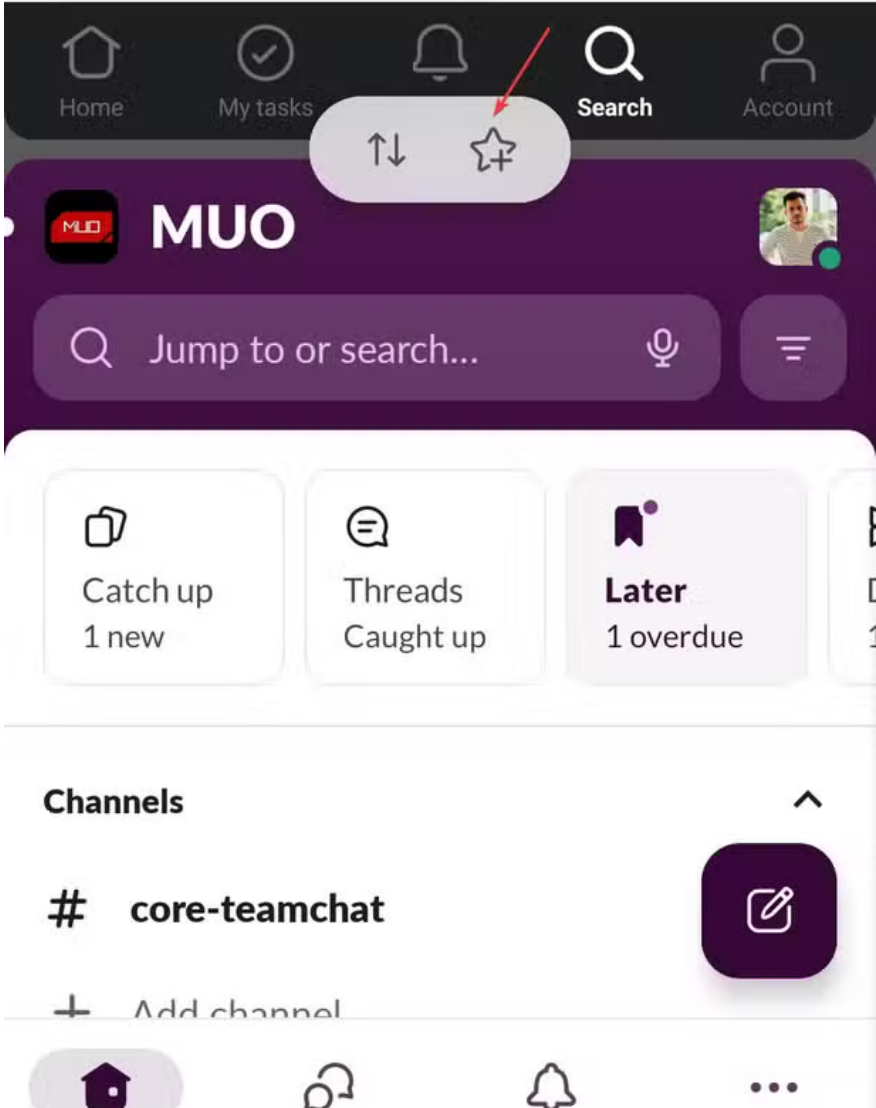
- Tasks
- Projects
- People
- Teams
- Tags

Quick filters

- Tasks assigned to...
- Tasks with collaborators...
- Tasks in project...

Shortcuts

- Tasks I've created
- Tasks I've assigned to others



Search Valnet

Tasks

Projects

People

Teams

Tags

### Quick filters

Tasks assigned to...

Tasks with collaborators...

Tasks in project...

### Shortcuts

Tasks I've created

Tasks I've assigned to others



Home



My tasks



Inbox



Search



Account



MUO



Jump to or search...



Catch up  
1 new



Threads  
Caught up



Later  
1 overdue

### Add app pair to

Home screen

Apps edge panel

Not sure which apps to pair? Here are some combinations people like to use:

1. YouTube/Spotify + Stopwatch – For workouts and gym sessions.
2. Slack + Asana – For Productivity.
3. Contacts + Notes – To take notes while on a call.
4. Spotify/YT Music + Maps – Keep music controls and navigation accessible while driving.

Whether you're looking for Android features to boost your productivity or want to keep essential apps easily accessible while watching your favorite show, Samsung's multi-window mode makes multitasking a breeze. While these features work well on all Samsung devices, you'll definitely enjoy them more if you use the Galaxy Z Fold series as your daily phone, making the most of the available screen space.

You finished reading the article "**This is why people don't have to switch between apps on Samsung devices so often anymore!**" edited by the [TipsMake](#) team. We hope this article has provided you with many useful tech tips and tricks. You can search for similar articles on tips and guides. Thank you for reading and for following us regularly.