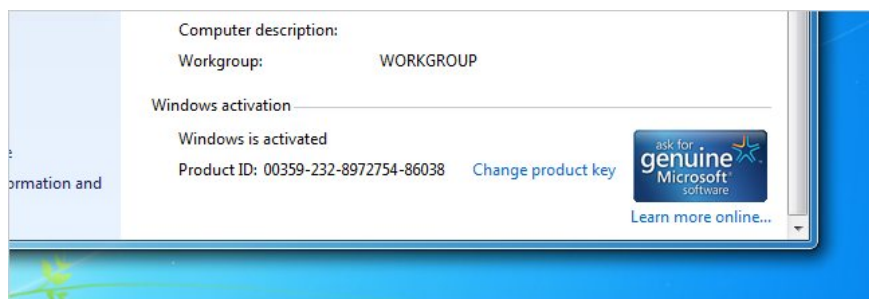


This is how to backup, restore Windows 7/8 / 8.1 and Windows Vista licenses

With each release of Windows, Microsoft offers some changes to licensing and activation techniques to prevent copyright infringement. So how to back up your Windows license. Please refer to the following article of Network Administrator.

Since Microsoft introduced a copyrighted product on Windows XP, users will have to back up the license to restore it in case they have to reformat the hard drive or reinstall Windows operating system again. on the same hardware.

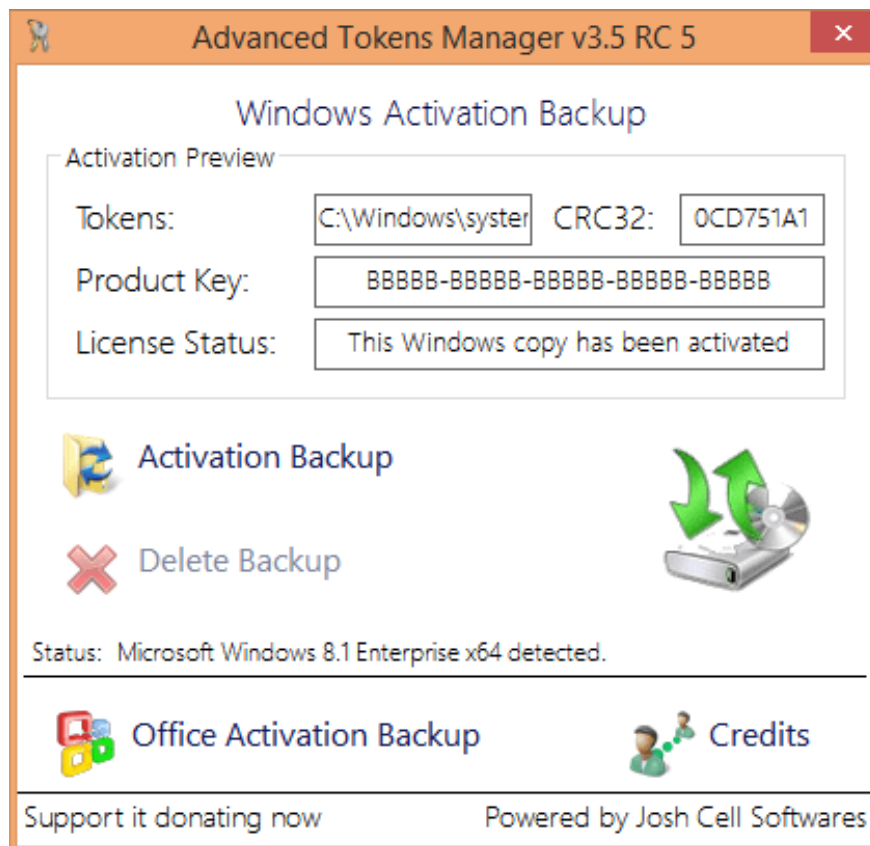
However, backing up is not as easy as you think, and manual backup is 'impossible'. In addition, with each release of Windows, Microsoft offers some changes to licensing and activation techniques to prevent piracy. So how to back up your Windows license. Please refer to the following article of Network Administrator.



Microsoft only allows Windows license activation for a certain period of time. If you try to reactivate again on the site, you will have to activate via phone using the automated system.

And this is quite disadvantageous when you have to make a call to send the installation ID code to Microsoft and have to enter the activation number again on the device.

However, you should not worry too much, because in this case you can rely on the support of the third application, Advanced Tokens Manager. Advanced Tokens Manager is Josh Cell Softwares application, which allows you to easily backup and restore Windows copyright.



Some features of Advanced Tokens Manager:

1. When you install a new version of Windows or Office with the same Product key, it can restore copyright from the same backup, the success rate is 100% on the same hardware.
1. When activating the restored phone, Hardware ID Master Generation Key will be protected.
1. Activate backup on 32-bit version and can restore it on 64-bit version of the same product or vice versa.
1. Support different license channels such as Retail (retail), OEM, MAK / Volume.
1. Check if the Product key matches the installation license.
1. Check the integrity of the backup and the validity of the installed product version before recovering.

Note:

Advanced Tokens Manager supports Windows 8.1, Windows 8, Windows 7, Windows Vista, Office 2013 and Office 2010.

The program requires .NET Framework 4.0.

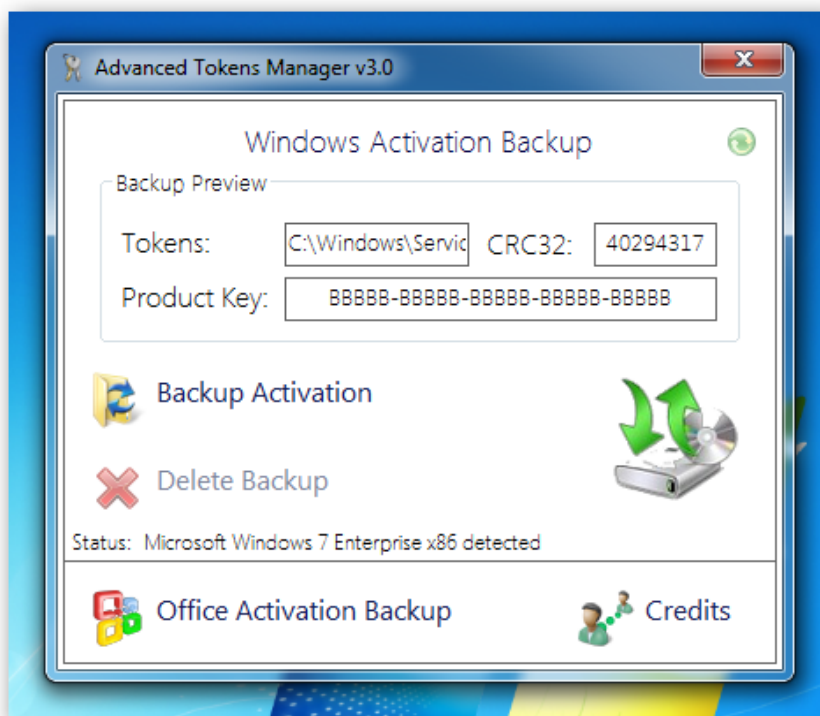
Install and use Advanced Token Manager:

Advanced Token Manager has the function of checking and validating the version of Windows being used. This information is collectively referred to as Token, and they can be stored on many different devices. After Windows reinstallation is complete, we will enter the system activation information from this Token data.

Download Advanced Token Manager to your computer and install it here.

When the Advanced Token Manager tool launches, on the screen you will see the BIG Backup Activation button. Click on it to start backing up your Token.

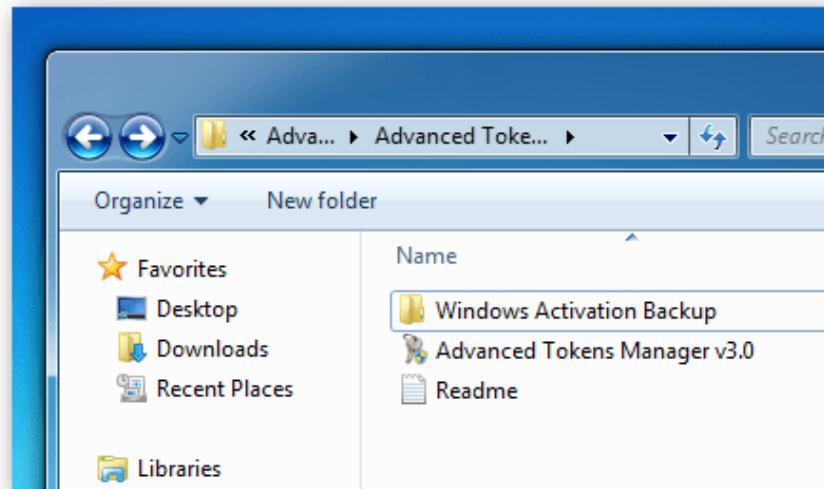
The BBBB characters shown here are just a 'disguise' layer for the actual activation key of the system:



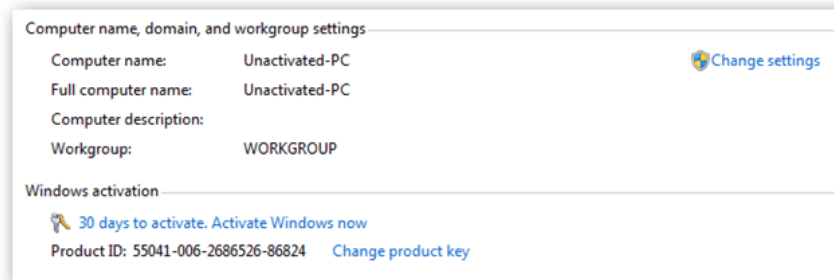
After clicking the **Backup Activation** button, on the screen you will receive the message as shown below. Click **Yes** to continue.



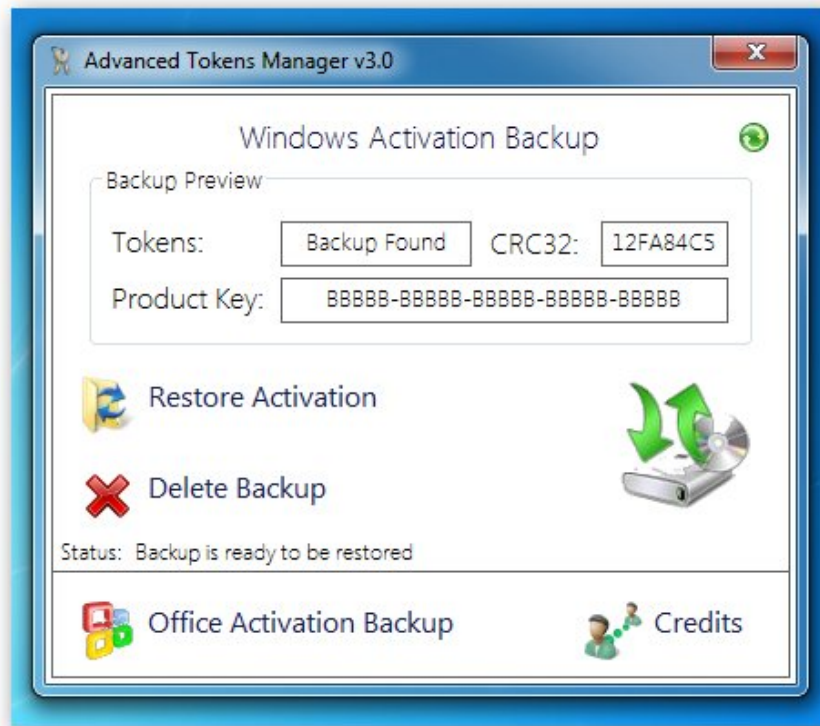
When the process is complete, you will see the 'Windows Activation Backup' folder appear on the same folder of Advanced Token Manager, this folder contains backups.



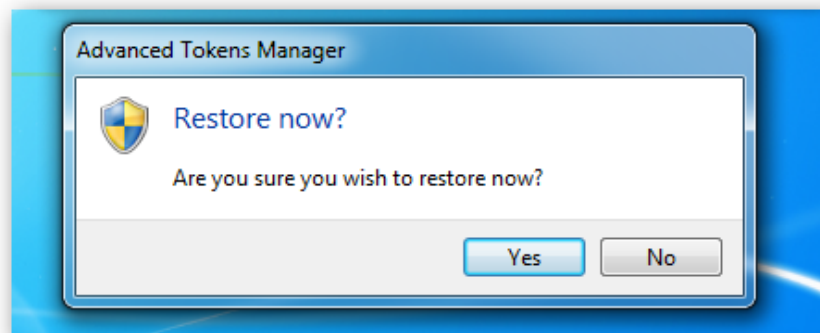
When you reinstall Windows on the same computer, you will see that Windows is not activated.



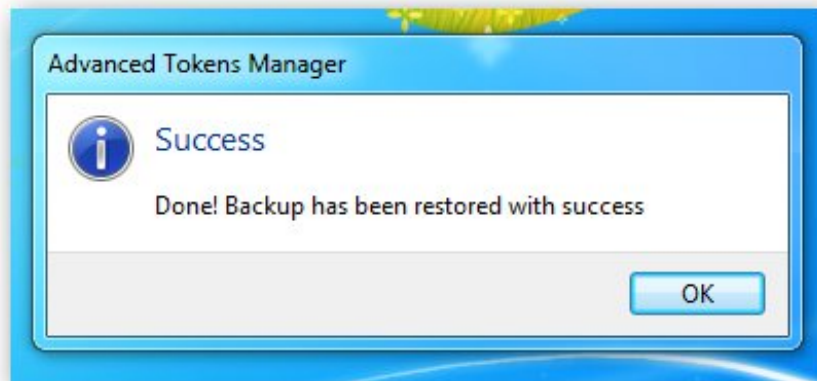
Now you can run Advanced Token Manager, and the function button will switch to **Restore** instead of **Backup**.



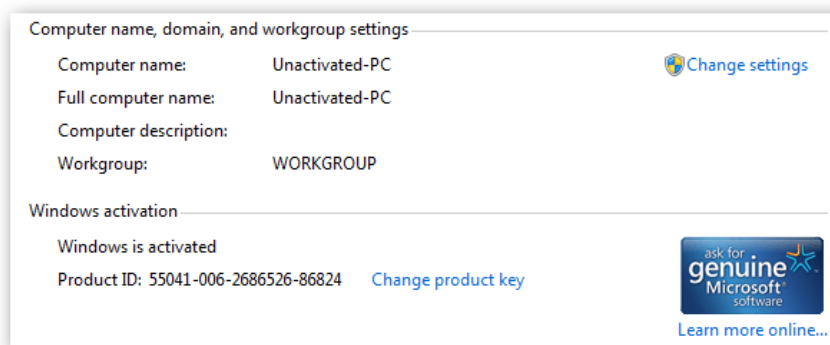
After clicking the **Restore** button, you will get a message whether you want to perform the process, click **Yes** to start the recovery.



When the process is finished, a success message will be displayed on the screen.



Checking the status of the operating system, Windows will report that it has been activated:



Refer to some of the following articles:

1. Instructions for displaying battery percentage on Taskbar bar Windows 10
1. Using USB to lock or unlock Windows computer, have you tried it or not?
1. How to activate Ctrl + C / Ctrl + V to execute paste command in Command Prompt window?

Good luck!

You finished reading the article "**This is how to backup, restore Windows 7/8 / 8.1 and Windows Vista licenses**" edited by the [TipsMake](#) team. We hope this article has provided you with many useful tech tips and tricks. You can search for similar articles on tips and guides. Thank you for reading and for following us regularly.