

# This is a way to transfer images from Android to a computer without a USB cable

Usually, when copying or moving files and images from an Android phone to a computer, we often use a USB cable. But with AirMore you can still transfer images from Android to your computer without a USB cable.

Usually, when copying or moving files and images from an Android phone to a computer, we often use a USB cable. But with AirMore you can still transfer images from Android to your computer without a USB cable.

## Transfer photos from Android to computer without USB cable

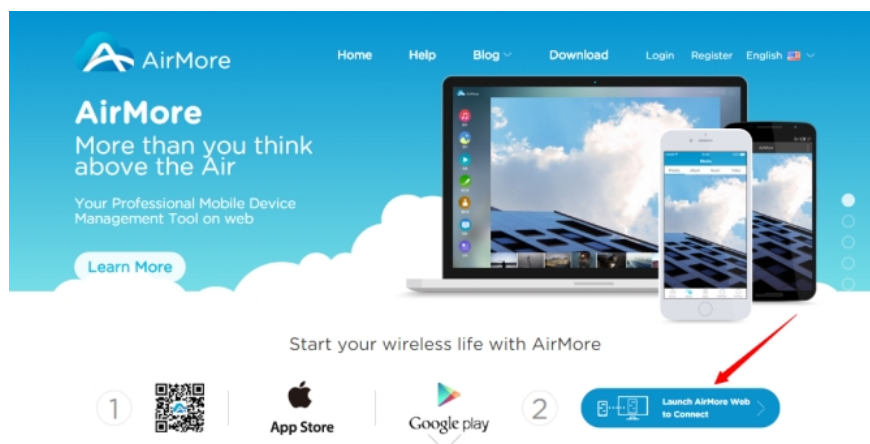
To transfer images from an Android device to a computer without a USB cable, use the AirMore application.

Download AirMore to your Android device and install it here.

### Visit the AirMore page:

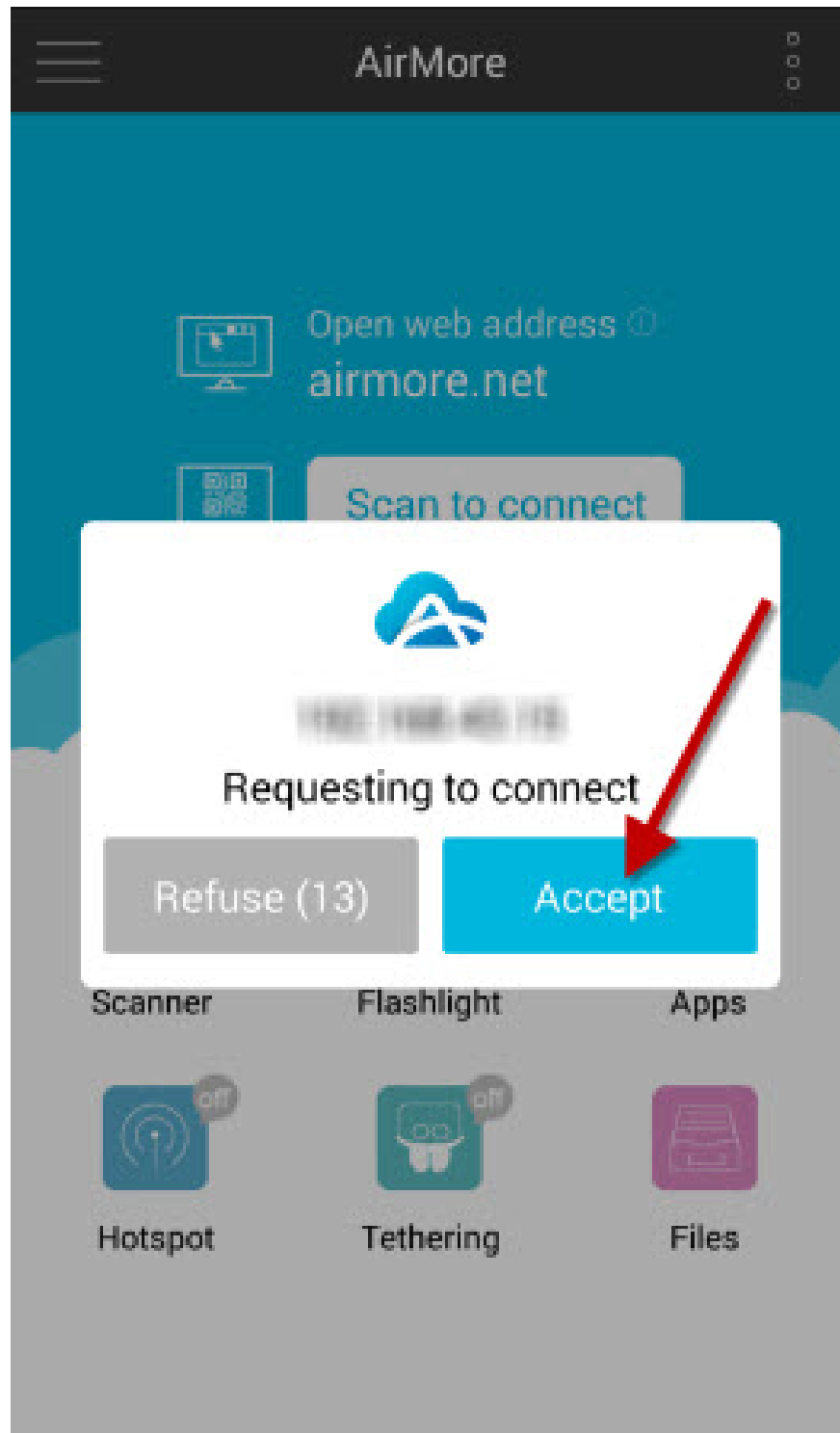
There are 2 ways to access the AirMore website:

- First open any browser on your computer, then visit: [airmore.com/web.html](http://airmore.com/web.html).
- Access the AirMore product page, click the '**Launch AirMore Web to Connect**' button.



### Connect your Android device to your computer:

- Open the AirMore application that you downloaded and installed on your Android device, then click **Scan to connect**.
- Scan the QRR code displayed on the website.
- At this time on the screen, Android device appears a popup window, requires a connection. Your task is to click **Accept**.



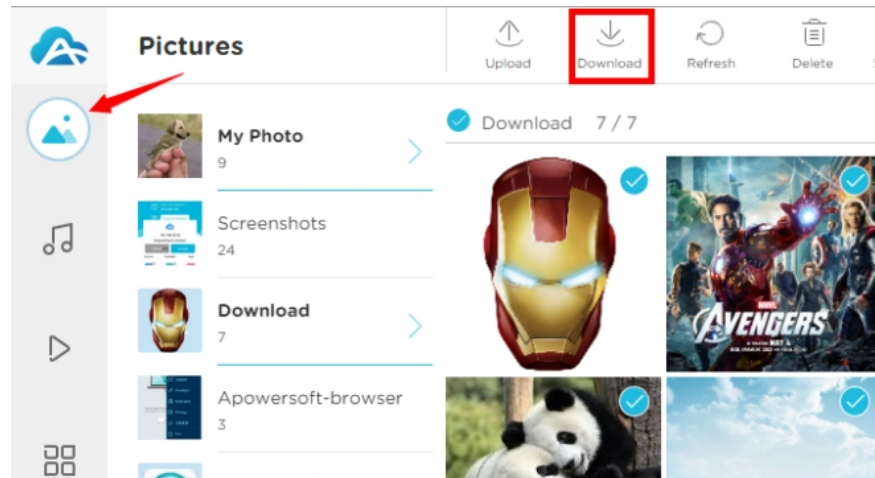
## Note:

Make sure your Android device and computer are connected to a Wifi network.

Transfer photos

- After connecting successfully, select the **Pictures** icon.

- Select the image you want to transfer to the computer, then click **Download**.



## Note:

If you select fewer than 3 images, the images will be downloaded one by one. If you select more than 3 images, these images will be compressed into a Zip file.

Only a few seconds later, your image will be transferred to the computer.

In addition, you can refer to the details of the steps in the video below:

## Refer to some of the following articles:

1. This is a way to transfer files from your computer to your Android phone without a USB cable
1. How to hide important data files and applications in Android devices
1. To run Android applications on Windows computers, read this article

## Good luck!

You finished reading the article "**This is a way to transfer images from Android to a computer without a USB cable**" edited by the [TipsMake](#) team. We hope this article has provided you with many useful tech tips and tricks. You can search for similar articles on tips and guides. Thank you for reading and for following us regularly.