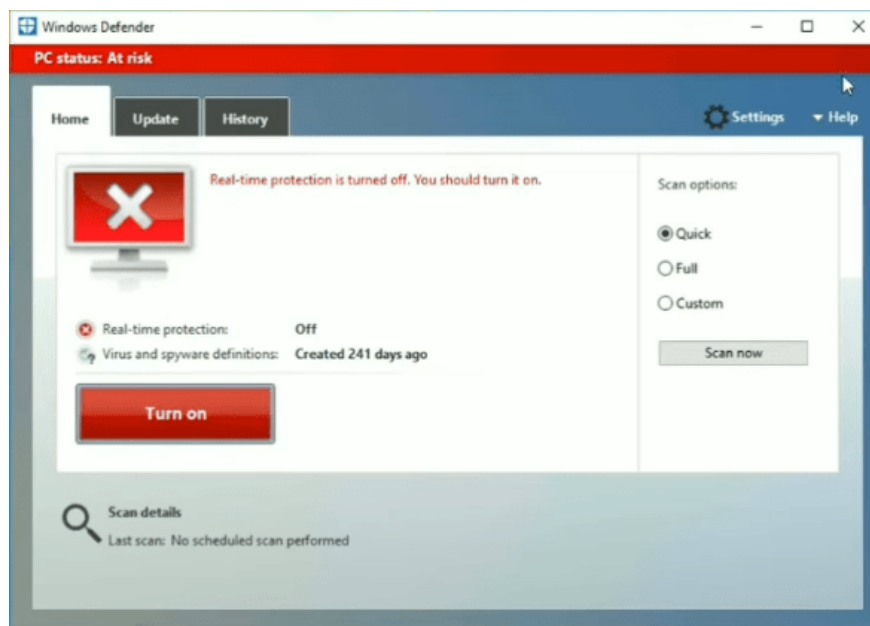


# This guy installed 100 viruses in Windows 10 to understand the consequences of a virus infected computer

This guy has completely turned off Windows Defender, the antivirus tool built into Windows 10, antivirus applications as well as turned off the UAC mode to gain access on Windows 10 and can install the virus without getting Operating system prevents and deletes.

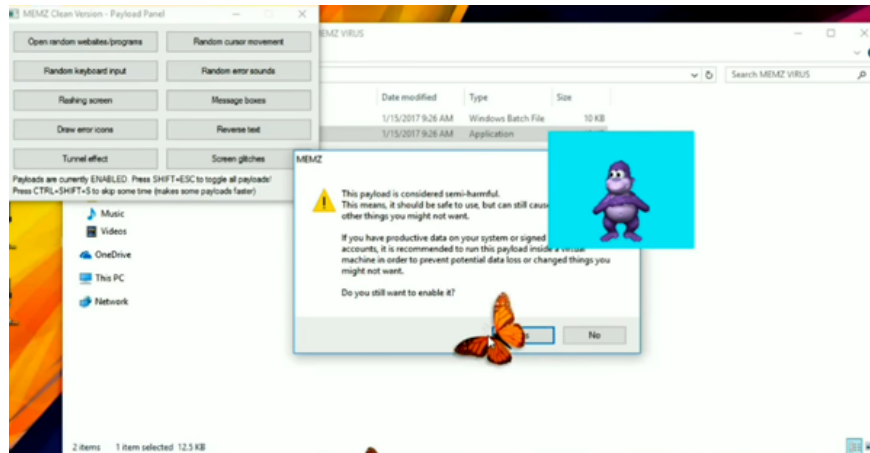
The first computer virus appeared 20 years ago and so far there have been many new viruses born with increasing levels of danger. They not only slow down the computer, erase the information on the hard disk . but also replicate the malicious code and send it to other computers. Therefore, no one wants their computer to be infected with the virus.

But a usertuber named TechnoMeter installed the virus on his Windows 10 device to understand the consequences of a virus infected computer. This guy has completely turned off Windows Defender, the antivirus tool built into Windows 10, antivirus applications as well as turned off the UAC mode to gain access on Windows 10 and can install the virus without getting Operating system prevents and deletes.

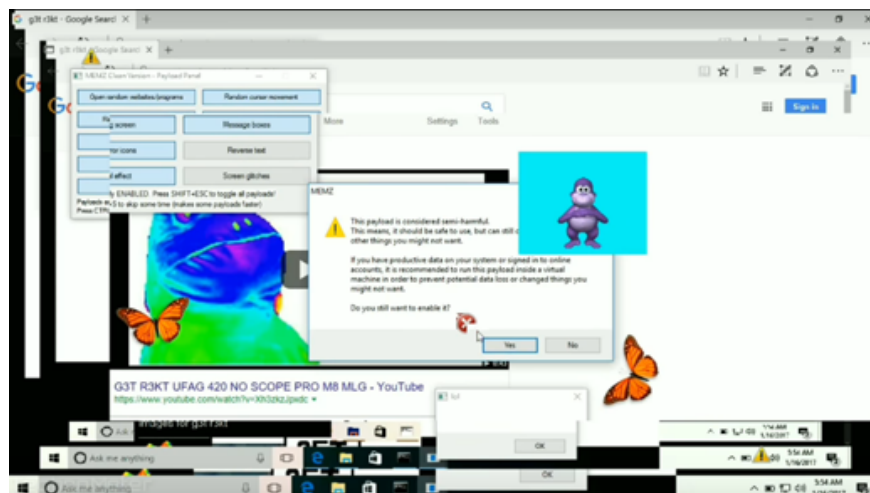


This guy has gathered nearly 100 different viruses from some software and folders containing viruses available online through links to download virtual and install them on Windows 10.

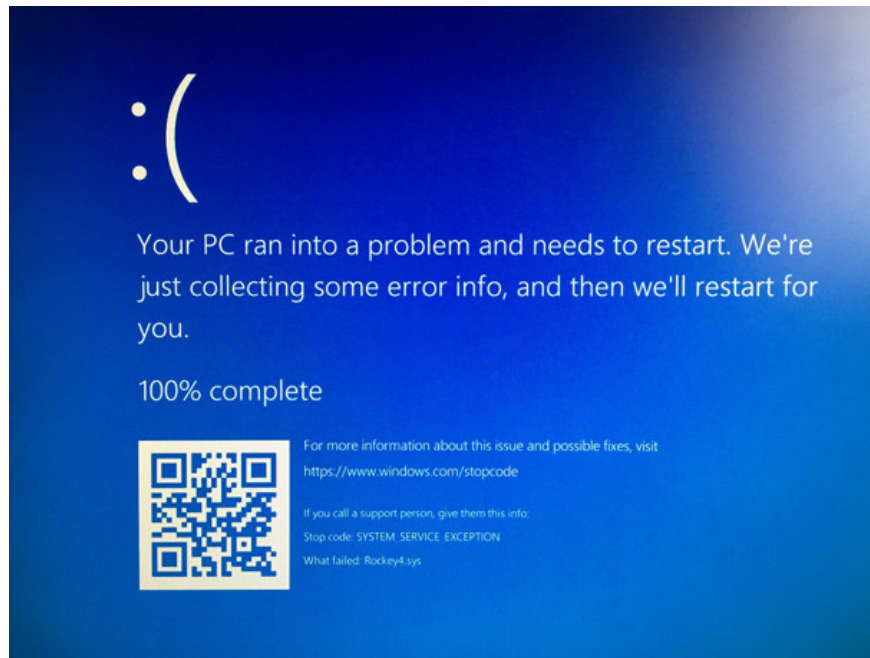
When viruses corrupt important files, Windows begins to have "disconnected" symptoms.



Among these YouTuber viruses installed on your computer, there is a virus that specifically deletes and destroys the system called "MEMZ Clean". Immediately after being installed, the virus quickly spread to the entire system and took control of the computer, causing errors to appear in series and displaying confusion on the screen.



The end result of the computer after being installed with 100 different viruses is probably the most predictable is the "dead blue screen" error that nobody uses Windows to encounter. Eventually he had to reset the win and lose all data.



Follow the process of 'destroying' computers of 100 different viruses in the video below:

We now understand the importance of Windows Defender and antivirus applications. You should periodically scan your computer for viruses and should be careful before downloading strange files or hidden email online.

See more:

1. 10 virus scanning software does not need to be installed
2. 10 free firewall software is most worthwhile
3. Top free anti-virus software, no bloatware and requires an upgrade of the annoying version
4. Top 10 best USB protection software today

You finished reading the article "**This guy installed 100 viruses in Windows 10 to understand the consequences of a virus infected computer**" edited by the [TipsMake](#) team. We hope this article has provided you with many useful tech tips and tricks. You can search for similar articles on tips and guides. Thank you for reading and for following us regularly.