

This great application will help iOS and Android users take beautiful photos like professional workers

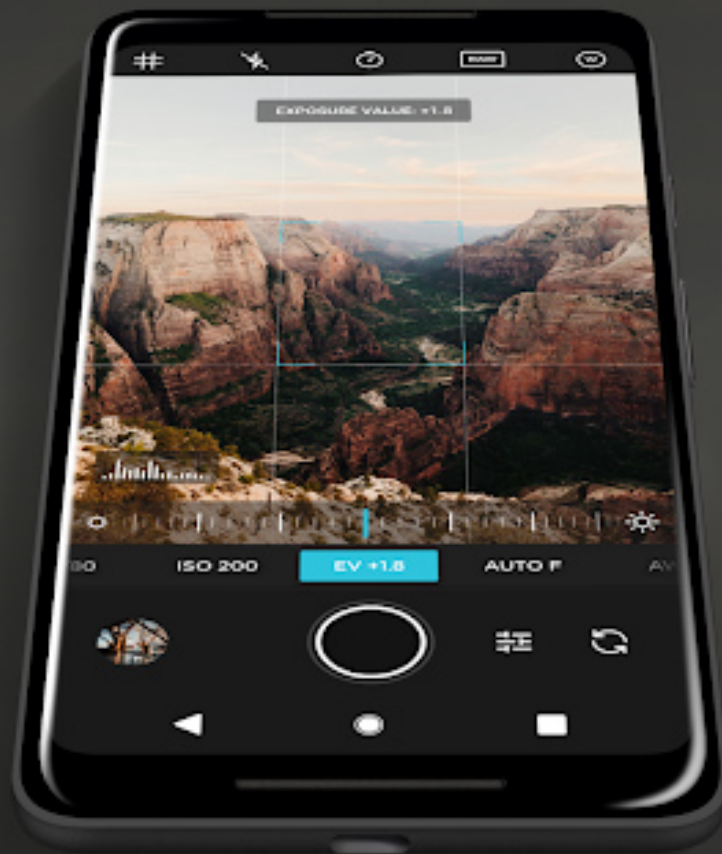
Moment will give users more options when taking photos such as exposure, ISO, shutter speed, white balance and focus.

On most smartphones today are equipped with professional photography mode to help users get the images as they are. But if you want to get good photos like a professional photographer, then you can try some photography applications released by camera accessories for famous smartphones. And the professional photography application released by Moment for iOS and Android is one of them.

Moment will give users more options when taking photos such as exposure, ISO, shutter speed, white balance and focus. In addition, this photography application also allows you to take photos in RAW mode, which supports accurate viewing of exposure with real-time charts.

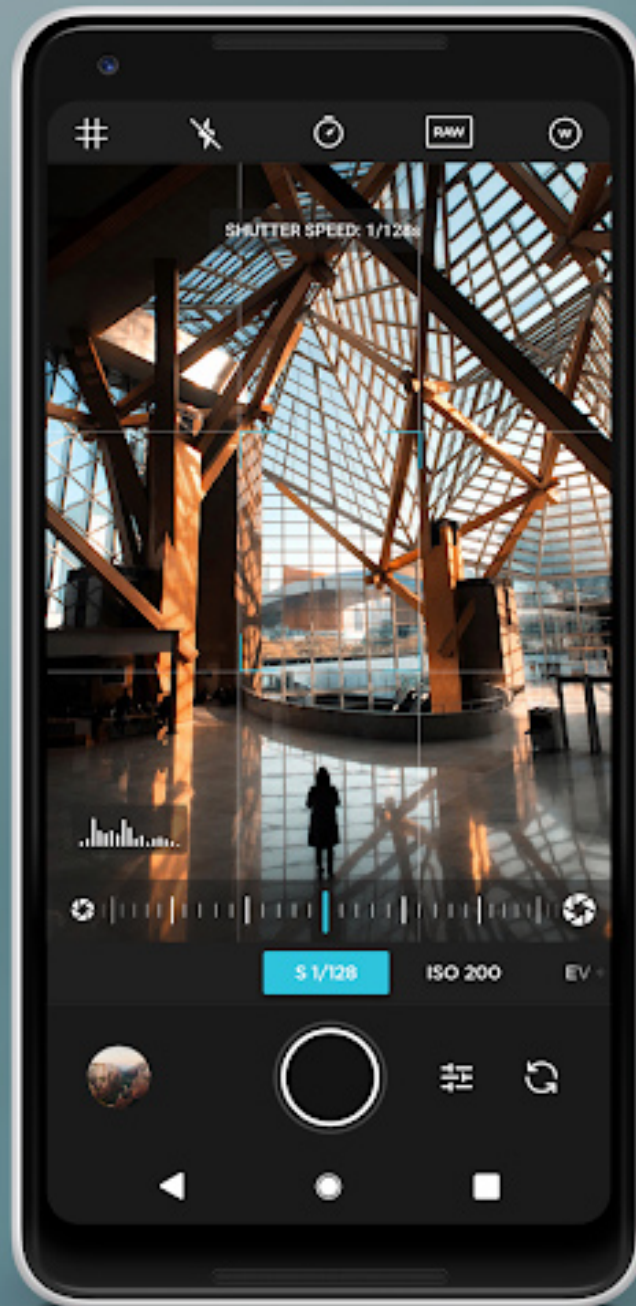
3.0

Big camera controls on your phone



FULL MANUAL

Exposure, ISO, shutter speed, focus, and white balance



RAW FILES

Shoot RAW format for
amazing editing

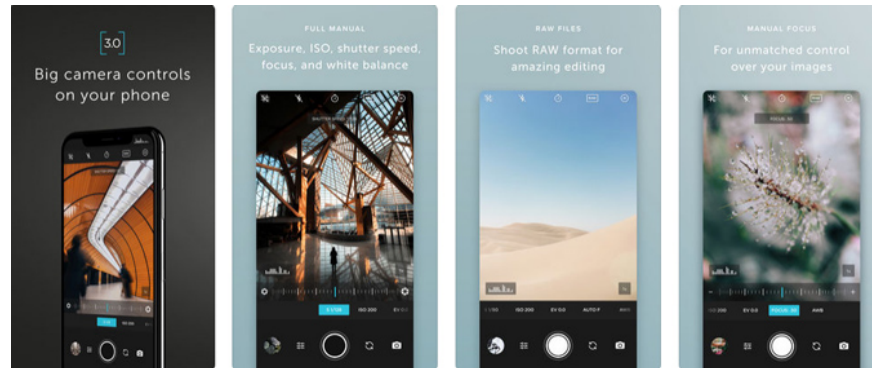


MANUAL FOCUS

For unmatched control
over your images



iOS version is equipped with more features such as video recording with multiple resolutions and frame rate, digital shake, 3D Touch photography button (lightly press for focus and more emphasis for shooting), and many settings set other parameters.



Although equipped with many professional features, Moment has a very simple, compact interface that makes it easy to use.

Currently, Moment iOS version allows for free download but users can only use the basic photography features, to open the full version for sale will cost 2.99 USD. The Android version has a fee of 2.99 USD.

Download link:

1. Moment - Pro Camera on the App Store
2. Moment - Pro Camera on the Play Store (android 7.0+)

See more:

1. PicPick, a multi-screen screen capture tool, supports pixel measurement, color dots, color coding .
2. How to take photos to remove fonts on old phones
3. How to take a Portrait mode on Android
4. The cause of iPhone shooting error is vibration, blur and remedy

You finished reading the article "**This great application will help iOS and Android users take beautiful photos like professional workers**" edited by the [TipsMake](#) team. We hope this article has provided you with many useful tech tips and tricks. You can search for similar articles on tips and guides. Thank you for reading and for following us regularly.