

Things to know when using Sarahah


Sarahah is basically an anonymous messaging application, but because of this it can cause some problems.

1. Have you sent an anonymous message on Sarahah that caused "Facebook" storm?

Sarahah is an anonymous messaging application on social networks, attracting a lot of young people interested. This application allows you to say something straight to a specific audience, but they will not know who you are.

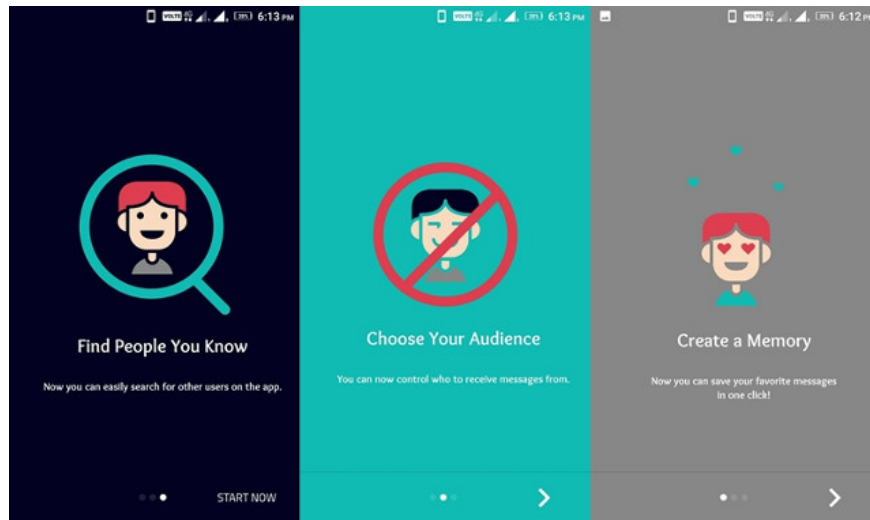
Sarahah is currently a song movement with young people, and the number of people using this application is up to 300 million people. However, before downloading this application, here are some issues you should know.

1. You do not necessarily have to download the Sarahah app to send a message



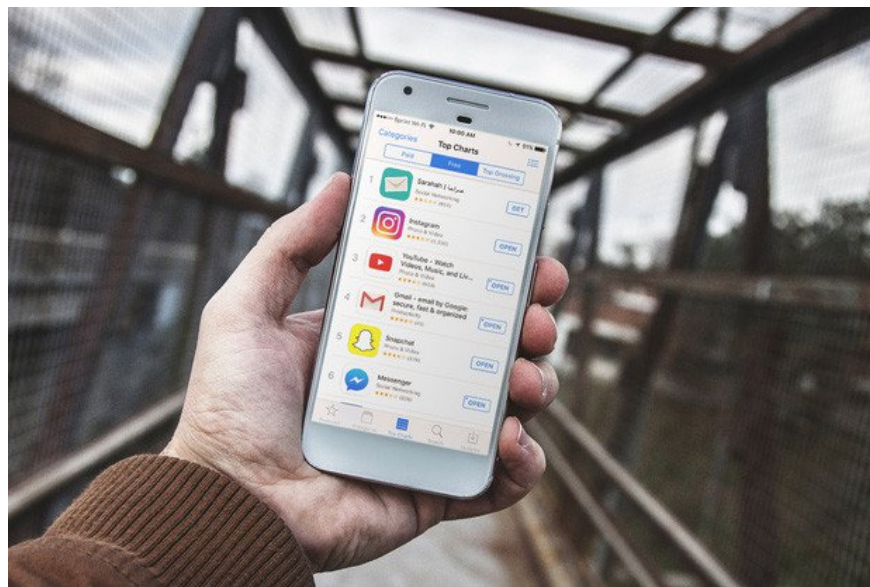
With this application you don't need an account at all, but you can message directly at Sarahah's link that your friends share. When you click on it, it will take you to the app's website, where you will see a voicemail, you just need to send a message to the opponent.

2. There is no way to find out who sent you a message on Sarahah



This is an anonymous messaging application, so you cannot know who will be the owner of the letter to you. In the opposite direction, you can also send messages to others without fear of being exposed.

3. You cannot reply to messages sent via Sarahah

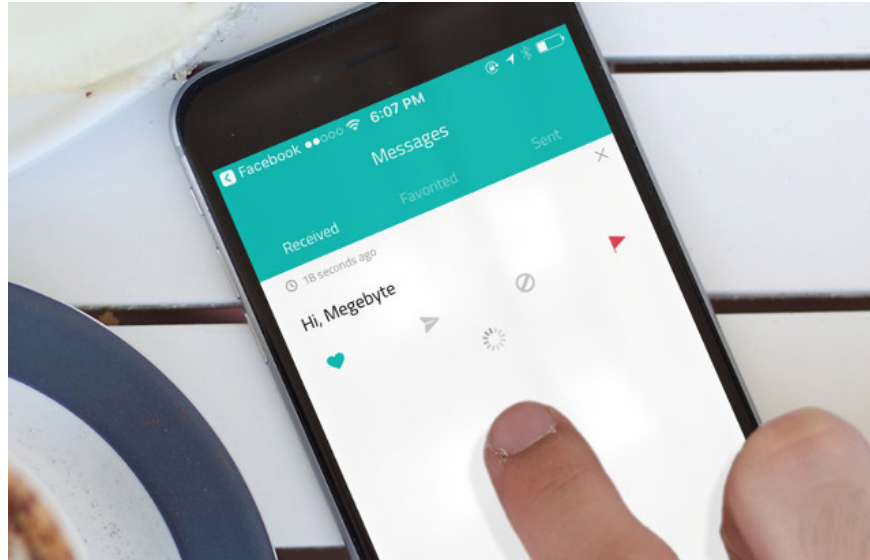


When using Sarahah, you cannot reply to messages sent from this application. When there is a message sent to you, you only have 2 options to choose from: sharing on another social network, or deleting the message or marking it in the "Favorites" section.

4. You can block users on Sarahah

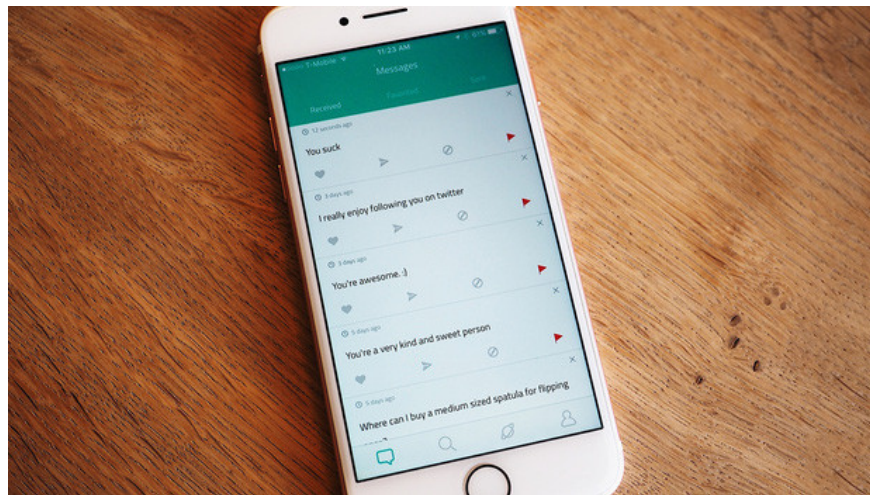
For those who do not like to receive messages from a certain account, this application allows you to block them from your friends list. Once you've activated blocking someone, the message will permanently disappear from your account. Sarahah will not notify anyone who is blocked but you note that this is an "irrevocable" action.

5. Sarahah application does not allow account removal



Sarahah does not allow users to remove accounts on smartphones, so before you download the application you should note this. Accordingly, if you enter the settings, you only see one option is Log out. To delete an account, you need to go to the application on the web version of the application and look to select Remove Account in the Settings section.

6. Sarahah is a great place for the "online bullying" problem.



Since Sarahah appeared, many people are concerned that this technology application will be a great tool for many people to take advantage of bullying others online because of their anonymity. You can report bad or block someone's messages when using them, but this is only a temporary measure. Negative effects can still happen to "victims". Sarahah therefore reminds many of the "anonymous" applications similar to Secret, Whisper or Yik Yak.

Although she considers herself to bring "constructive contributions" and is an interesting application, Sarahah can go beyond her limits and you should consider using it. Even police in some US cities like Kansas, Michigan

and New Zealand police have made recommendations to parents about the application of Sarahah to limit the adverse effects that may happen to their children.

You finished reading the article "**Things to know when using Sarahah**" edited by the [TipsMake](#) team. We hope this article has provided you with many useful tech tips and tricks. You can search for similar articles on tips and guides. Thank you for reading and for following us regularly.
