

Things to know about YouTube TV

YouTube TV is an online streaming service, allowing subscribers to watch live TV on computers, phones and other compatible devices.

YouTube TV is an online streaming service, allowing subscribers to watch live TV on computers, phones and other compatible devices. YouTube TV requires a high-speed Internet connection and is basically a convenient alternative to cable TV.

The biggest difference between YouTube TV and cable TV is that YouTube TV subscription packages are not too complicated. The only option to subscribe to YouTube TV comes with a lot of basic cable channels and users can pay extra to watch other favorite channels.

Although YouTube TV is a direct replacement for cable and satellite TV, it also has a number of competitors, offering live TV services. Sling TV, Vue from PlayStation and DirecTV Now all offer similar services. CBS All Access is another competitor, but only offers live TV service from CBS.

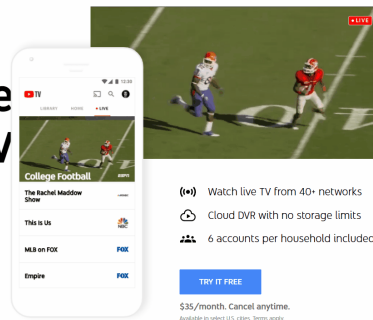
For anyone who doesn't want to watch live TV, online streaming services like Hulu, Netflix and Amazon Prime Video both offer live streaming of on-demand television programs aired earlier, in addition to movies and original content.

What do you know about YouTube TV?

1. How to register for YouTube TV
2. Packages and availability of YouTube TV
 1. How many programs can I watch with Youtube TV?
 2. How do I need Internet speed to watch Youtube TV?
3. Add-on and special features of YouTube TV
4. Watch live TV on YouTube TV
5. Does YouTube TV offer on-demand programs or DVR features?
6. Can movies be rented from YouTube TV?

How to register for YouTube TV

Cable-free live TV



Signing up for YouTube TV is a very easy process and there is even a free trial version.

Before you sign up, it is important to note that you will encounter a problem if you already have a Google or YouTube account. If a YouTube account is connected to Google+, that account is called a 'brand account' (a brand account is a separate account, using a company or brand name, but is accessed through a personal YouTube account) and cannot register YouTube TV.

Although people with this account can still register for YouTube TV, it must be one more step.

If you have a completely new account, you will have to log out and log back in. The system will allow you to continue.

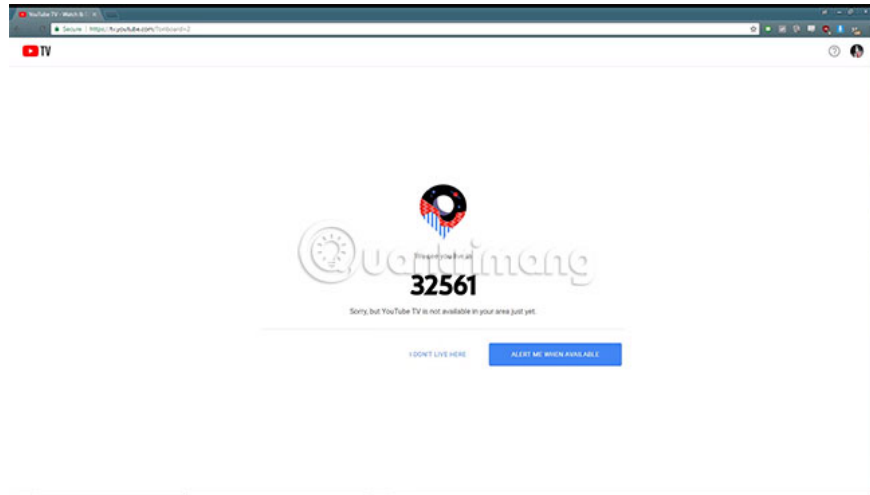
To register YouTube TV:

1. Navigate to **tv.youtube.com**.
2. Click **TRY IT FREE** .
3. If prompted to select a Google account, select the account you want to use for YouTube TV (this will not happen if you have only one account).
4. Click on **LET'S GO** .
5. Click **NEXT**.
6. Select any add-on network you want to register and click **NEXT**.
7. Enter the credit card number and payment information, then click **BUY**.

YouTube TV determines the location based on the IP address in this step. If you find that you live in an area without service, click **I DON'T LIVE HERE** . This option will allow you to check the service where you live, but you will not be able to register until you are at home.

If you do not cancel the service after the trial period, the credit card will be charged.

Packages and availability of YouTube TV



Unlike cable TV and many other live TV services, YouTube TV is simple and easy to understand. There is only one subscription, including more than 40 channels, so there aren't any complicated options to solve.

When registering, you will receive a list of all channels included in that subscription. If you do not see a channel, it means that the channel is not available in your area or it is not included in the basic package.

How many programs can I watch with Youtube TV?

Live streaming services such as YouTube TV limit the number of programs or streams that you can watch at the same time. Some services are limited to one program unless you pay for a more expensive subscription.

YouTube Special TV limits the number of devices you can stream at once. However, since there is only one subscription option, you can stream to multiple devices without paying extra.

How do I need Internet speed to watch Youtube TV?

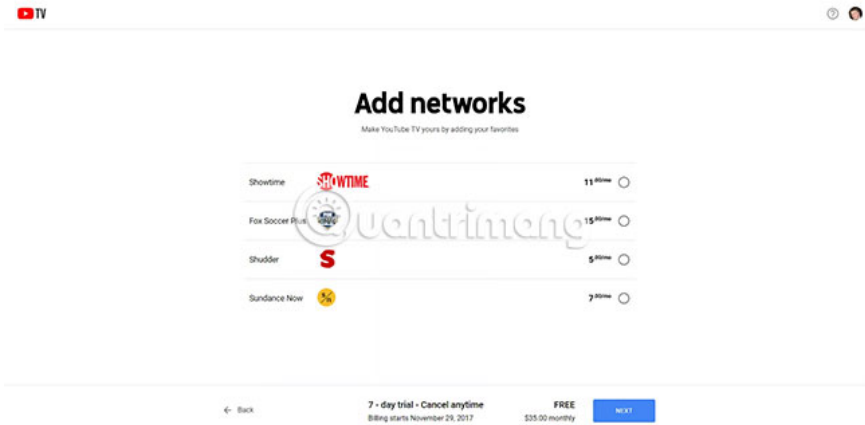
YouTube TV requires a high-speed Internet connection, but the details are a bit more complicated. For example, slow speed will result in lower image quality and you may experience continuous video loading.

According to YouTube, you need:

1. 3+ Mbps for standard definition video.
2. 7+ Mbps to transmit a single high definition program, if no other device is using the network.
3. 13+ Mbps for streaming is displayed in high resolution, if other devices are using the same network.

If you are unsure of your connection speed, please see the Tips of TipsMake.com to check Internet speed.

Add-on and special features of YouTube TV



Like most other live TV services, YouTube TV offers several add-ons. However, the add-ons for YouTube TV aren't too complicated, because these add-ons are in the form of single channels instead of large ones.

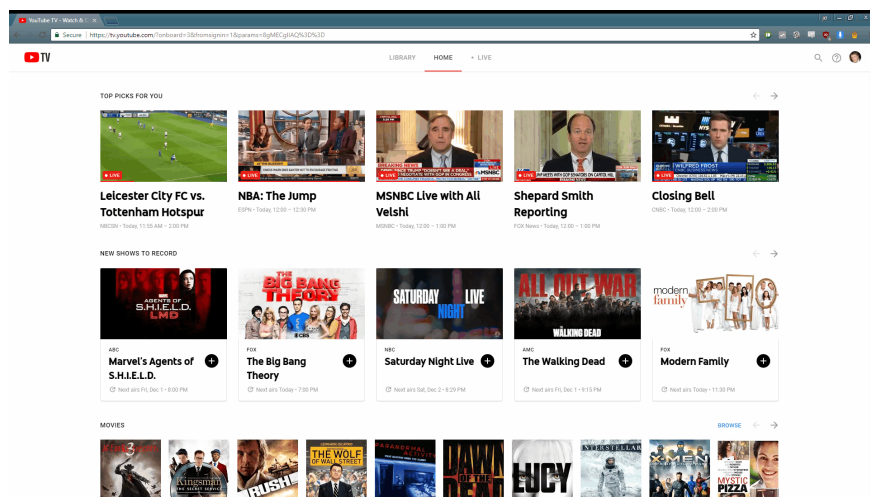
They allow you to choose the specific channels you want, like Fox Sports Soccer to watch live football or Shudder to watch horror movies, and not pay for channels that you don't watch.

The other difference between YouTube TV and other streaming services is that YouTube actually creates its own original content. These programs are usually available through YouTube Premium, which is another subscription service that allows you to delete ads from regular YouTube videos.

Although all YouTube Premium original programs and movies are available on request from YouTube TV, signing up for YouTube TV remains separate from YouTube Premium subscriptions.

YouTube TV subscribers still see ads on normal YouTube videos, YouTube Music videos, YouTube Gaming videos and do not have access to Google Play Music All Access, all the privileges that YouTube Premium subscribers receive.

Watch live TV on YouTube TV



YouTube TV allows watching live TV without registering a cable or antenna, even on computers, TVs, phones or other compatible devices.

If you have a compatible smart TV, you can watch YouTube TV directly on the TV and transfer it to the TV from a mobile device, if you own the right device.

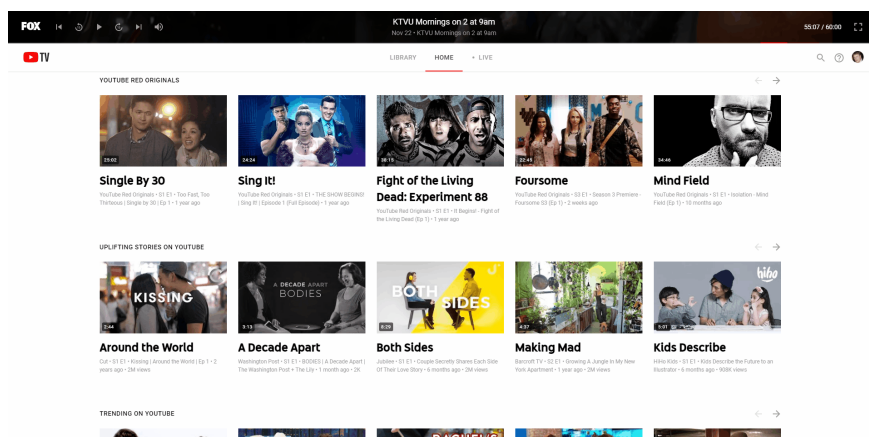
It can be said that watching live TV on YouTube TV is extremely easy:

1. From the main screen of YouTube TV, click **LIVE**.
2. Hover over or click on the channel you want to watch. This will provide more information about the currently broadcast program and the next broadcast.
3. Click the program you want to view.

Because YouTube TV allows watching live TV, you may see ads like TV channels or cable TV.

However, it is possible to pause live TV shows on YouTube TV and also have a digital video recorder Digital Video Recorder (DVR), which is suitable for watching live sports, as it allows for temporary Stop and review the action.

Does YouTube TV offer on-demand programs or DVR features?



In addition to live television, YouTube TV also allows watching a variety of on-demand television programs and DVR functions to record the programs you care about.

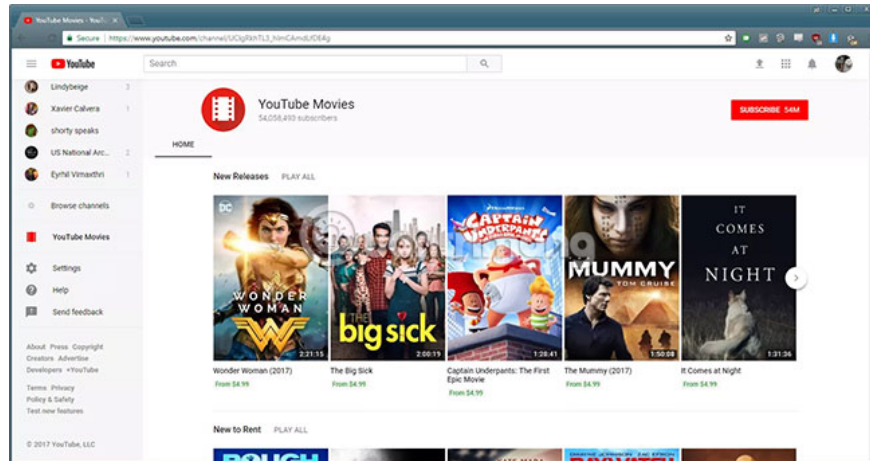
On-demand programs and DVR functions are available for YouTube Originals, such as Mind Field from Vsauce, in addition to programs from favorite cable networks and channels.

Watching an on-demand episode or setting up YouTube TV to record your favorite programs is also easy.

1. Locate the program on the main screen of YouTube TV or search the program by clicking on the magnifying glass icon.
2. Click **Go to (program name)** for more information.
3. Click the file you want to watch or click the + button to add the program to the library.

Click **Add (program name)** to add the program to the library and record future episodes.

Can movies be rented from YouTube TV?



Although it is not possible to rent movies directly from YouTube TV, YouTube has a movie rental service before YouTube TV launches. So, if you have a YouTube TV subscription, you can use the same login information and stored credit card data, to rent movies from YouTube.

To rent movies from YouTube:

1. From the YouTube homepage, scroll down until you see **YouTube Movies** on the left side of the page.
2. Click **YouTube Movies**.
3. Locate the movie you want to rent and click on it.
4. To the right of the preview video, click the **From \$ X.xx** button .
5. Choose the quality of the video you like.

You also have the option to purchase movies at this time.

You finished reading the article "**Things to know about YouTube TV**" edited by the [TipsMake](#) team. We hope this article has provided you with many useful tech tips and tricks. You can search for similar articles on tips and guides. Thank you for reading and for following us regularly.