

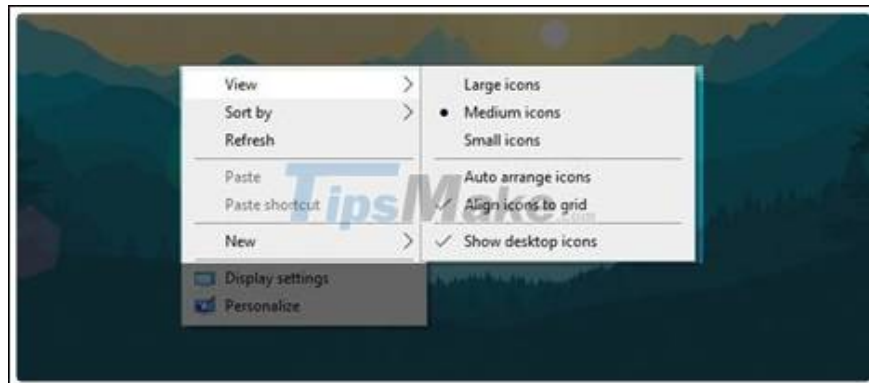
These Windows 10 tips will help you be more productive

You will feel sorry if you do not know these Windows 10 tips early because it will help you work much more efficiently

Laptop is a very useful tool because it helps us to solve jobs quickly and effectively. Most laptops use Windows 10 operating system because of its usability. Here I will show you the tricks of Windows 10 that seem complex but very simple.

1. Hide the icons on the Desktop

The display of icons 'listed' on the screen will make your laptop more confusing, sometimes difficult to find applications, hide them by right-clicking => **view** => **uncheck Show desktop icons**.



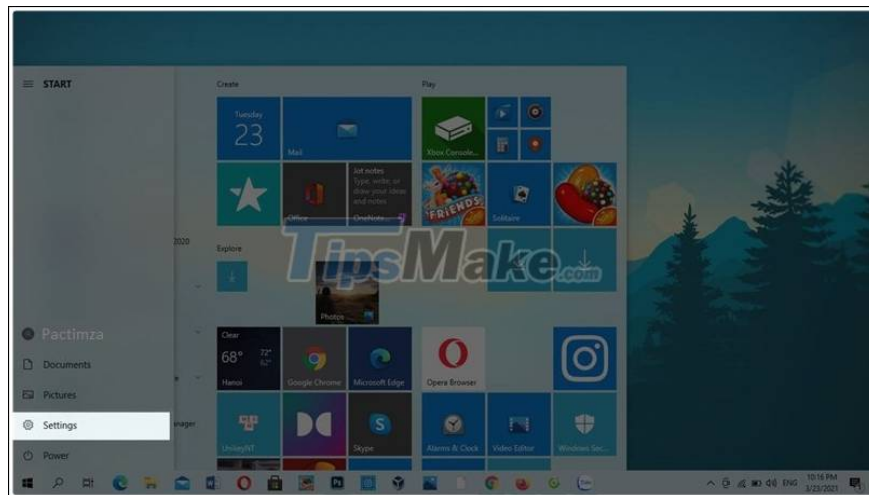
If they appear again just click **Show desktop icons**.



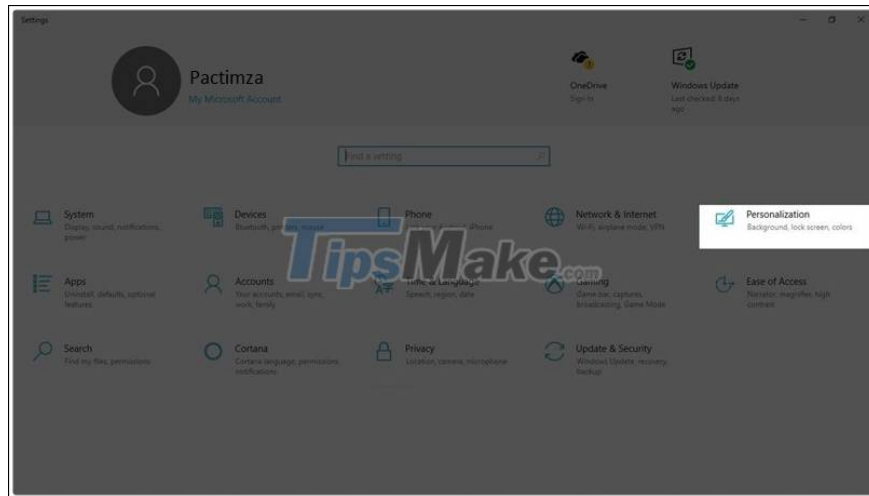
2. Minimize the Task bar

Minimize the Task bar is also a way to make your computer look more scientific, compact by:

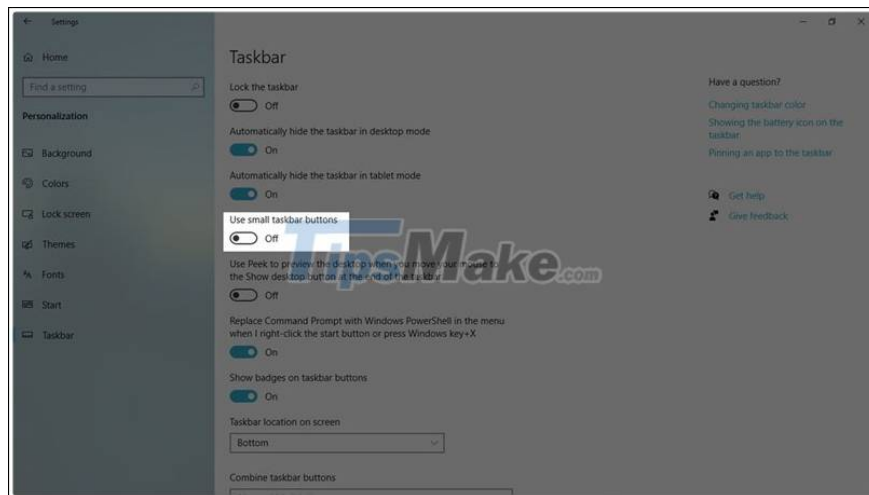
Step 1 : Open **Windows => Settings .**



Step 2: Then click **Personalization.**



Step 3: Click on the **Taskbar** and select **Use small taskbar buttons**.

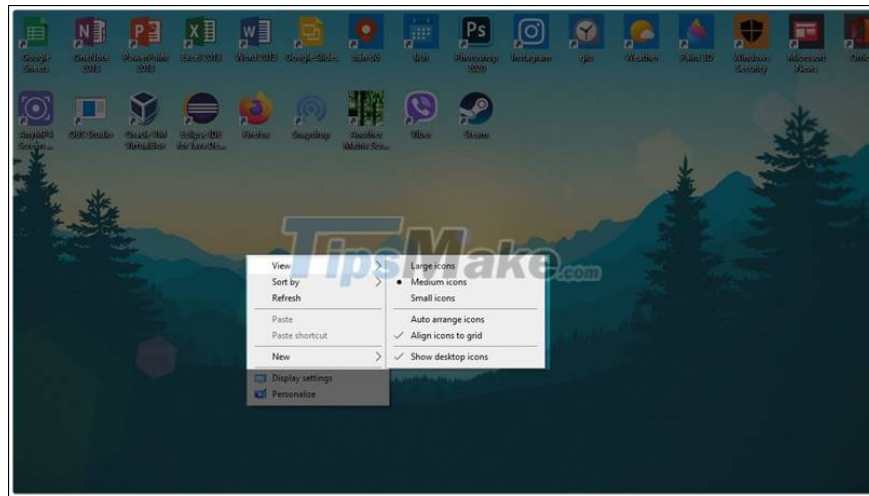


Step 4: Then you exit and see the results.



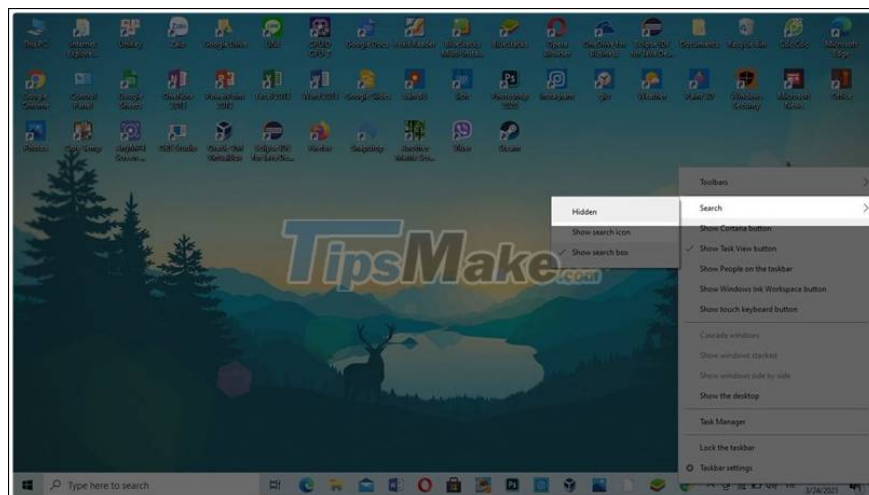
3. Collapse the icons on the Desktop

Like the loss of desktop icons, to minimize these icons you just need to right click and select **view => Small icons (Medium icons)**.



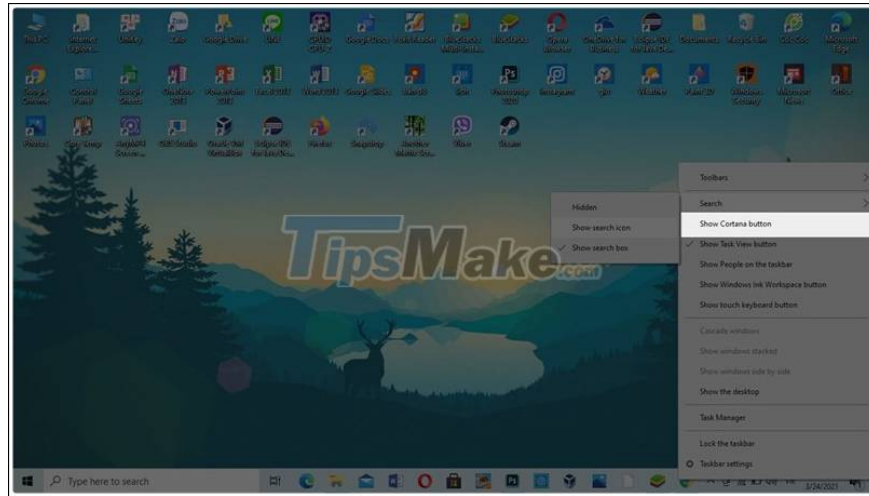
4. Lost the Search button on the Taskbar

Right-click the Taskbar then select **Search => Hidden**.



5. Lose the Cortana icon on the Taskbar

You also right-click on the Taskbar and select **Show Cortana button** to hide.



I wish you success, and if you see a good article, please like and share your support.

You finished reading the article "**These Windows 10 tips will help you be more productive**" edited by the [TipsMake](#) team. We hope this article has provided you with many useful tech tips and tricks. You can search for similar articles on tips and guides. Thank you for reading and for following us regularly.