

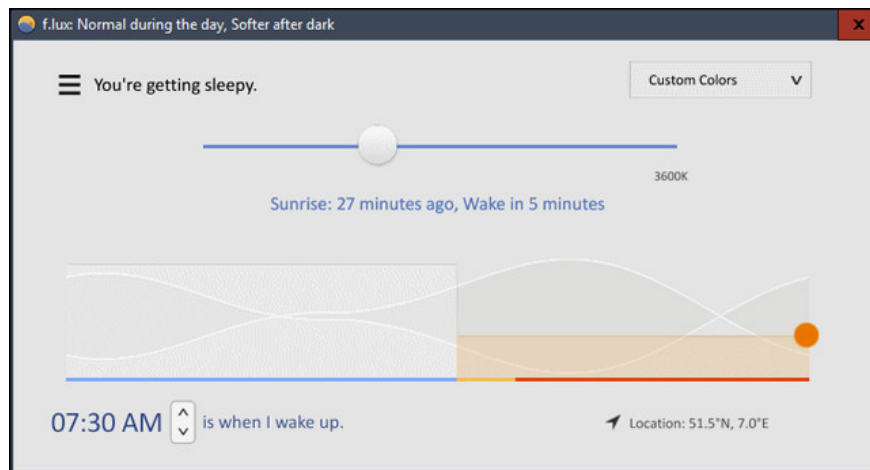
These software change the brightness, contrast the most effective computer screen

Here are the software to change the brightness, screen contrast, allowing users to change colors on their computer screens to match the surrounding lighting conditions to help display the content clearly. More and better eye protection.

Here are the software to change the brightness, screen contrast, allowing users to change colors on their computer screens to match the surrounding lighting conditions to help display the content clearly. More and better eye protection. These software are compact, easy to use, secure with your system and completely free.

1. F.Lux

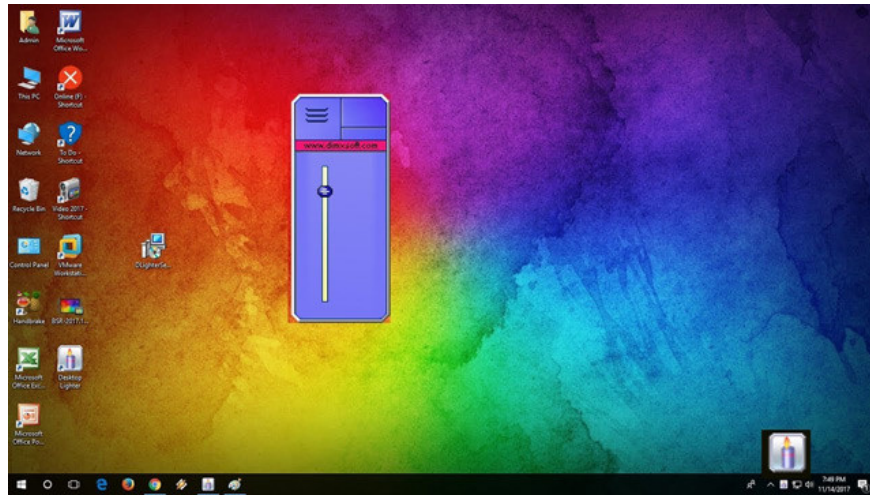
This software has the ability to identify and self-balance screen brightness with ambient lighting to provide better eye protection for computer users. F.Lux also supports color configuration for the hardware tuner to make the display color more comfortable, but still keep the details of shadow, skintone and sky color.



In addition, F.lux also supports hot keys to help users to make brightness adjustment convenient and easy.

2. Desktop Lighter

Desktop Lighter allows users to adjust the brightness, contrast of the computer screen easily with the display slider or shortcut combination of the program Ctrl + and Ctrl +>, which saves energy and protects the eyes when working long before the computer.



Desktop Lighter is compatible with most Windows operating systems.

3. Iris

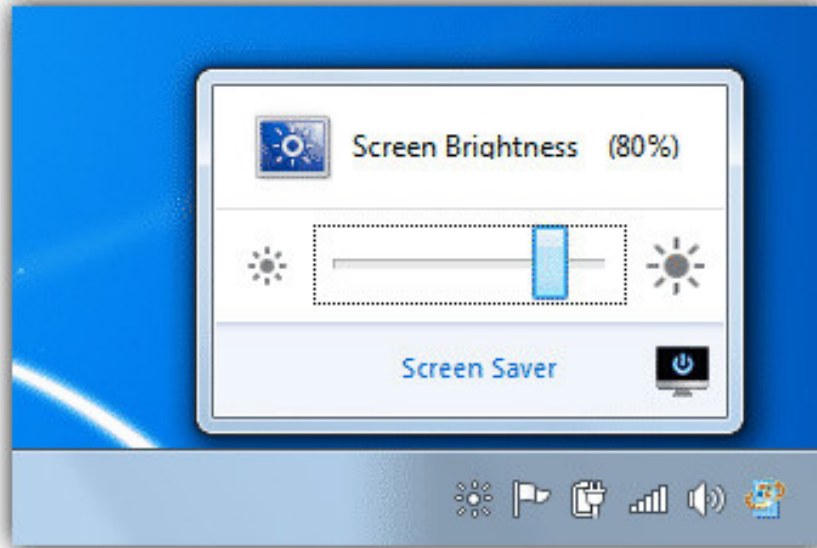
This software has the ability to automatically adjust brightness, contrast screen by day and night to protect the eyes of users. In addition, Iris also has many light modes suitable to the work needs of each person.



Iris is considered to be one of the best light filtering and eyestrain software for computer monitors.

4. Adjust Laptop Brightness

This software allows users to adjust screen brightness easily through the program icon on the system tray. Adjust Laptop Brightness supports setting up the program to adjust the screen brightness immediately upon system startup.



See more:

1. Manual manual and automatic computer screen brightness adjustment
2. Tutorial 4 ways to adjust the screen brightness of Windows 10
3. Instructions to adjust screen brightness of Windows 7 computer
4. How to adjust the screen brightness of Windows 10 on the desktop

You finished reading the article "**These software change the brightness, contrast the most effective computer screen**" edited by the [TipsMake](#) team. We hope this article has provided you with many useful tech tips and tricks. You can search for similar articles on tips and guides. Thank you for reading and for following us regularly.