

The wizard supports installation, removing many software at the same time in Windows

Installing multiple software at the same time in Windows can consume a lot of our time, especially when reinstalling the operating system. Therefore, today, we will share with you applications that support the installation or removal of many software at the same time in Windows. Please consult.

Installing multiple software at the same time in Windows can consume a lot of our time, especially when reinstalling the operating system. Therefore, today, we will share with you applications that support the installation or removal of many software at the same time in Windows. Please consult.

1. Ninite application

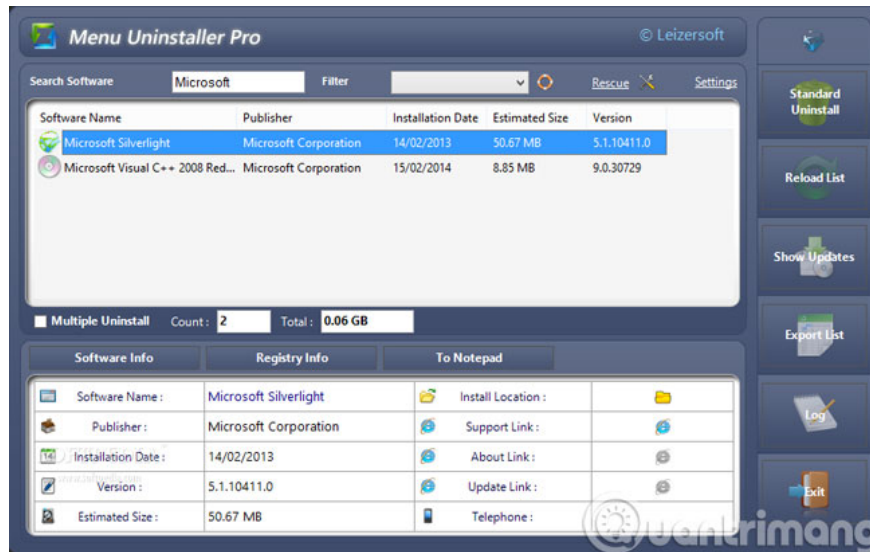
Download the Ninite app



With a simple interface, you just need to tick the software to install in the list. Then **Ninite** will automatically download, install and update the new version. The downside of this application is that the **Ninite** software list is quite small, probably won't have the software you need.

2. Menu Uninstaller Pro application

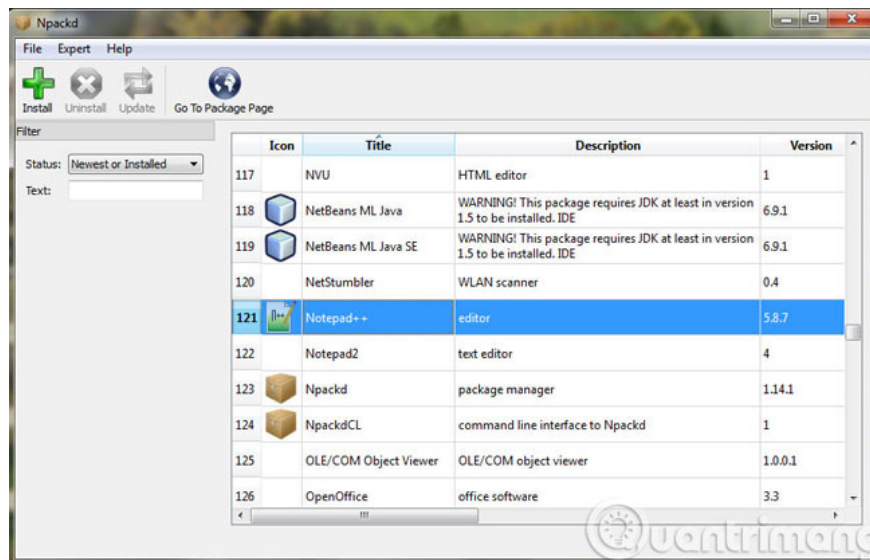
Download Menu Uninstaller Pro



In the application's interface, simply select the software to uninstall and click **Standard Uninstall** . In addition, you can right-click the software you want to uninstall and click **Uninstall** .

3. Npackd application

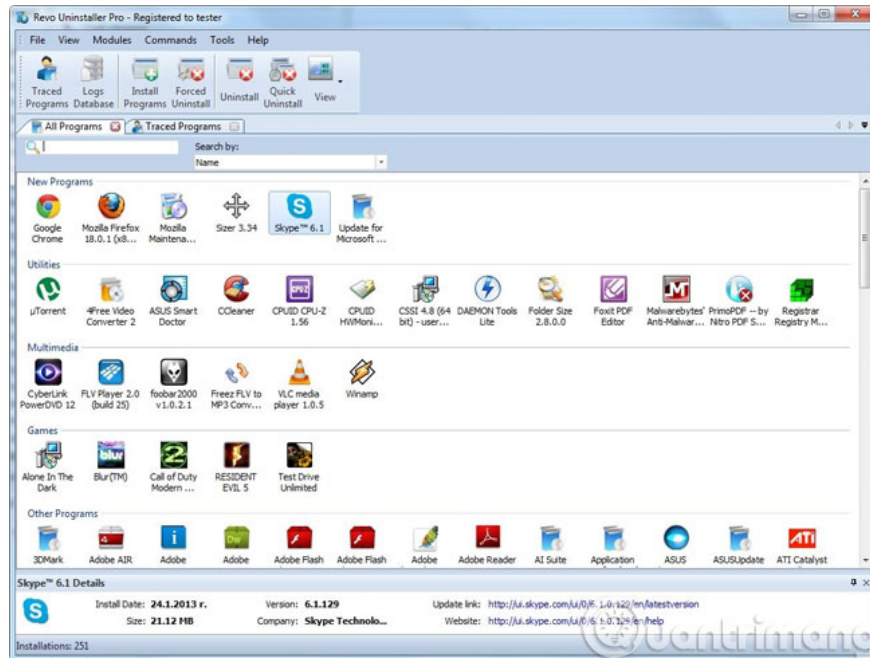
Download the Npackd app



You can download the available applications in **Npackd** or optionally add individual installation packages from any source if you wish. The list of software is organized by functional groups so users can easily choose to install. In addition, **Npackd** also supports users to remove the software that is currently installed on the computer easily, as well as to help review the content of changes in the new version or visit the website of Developers.

4. Application Revo Uninstaller

Download Revo Uninstaller



In addition to the software **uninstaller** , **Revo Uninstaller** also supports scanning, cleaning and fixing registry errors to speed up and free up storage space. However, you only get "free" for the first 30 days. After that, if you want to use it again, you have to pay the fee.

5. Speed ??Install application

Download Speed ??Install

With **Speed ??Install** , you can download and install many software from the Internet to your computer. In particular, it allows you to set up the installation steps, through which you can reduce the cumbersome, unnecessary steps.



Not only that, it also supports offline work, making it easy for users to get a list of software needed to carry anywhere and install on any computer without Internet.

6. dUninstaller application

Download the dUninstaller application



Although there is no "eye-catching" design, in return, **dUninstaller** has the ability to "detect" itself and remove software that could harm your computer. Also monitor and inform you of any problems arising during the uninstallation process.

7. Allmyapps application

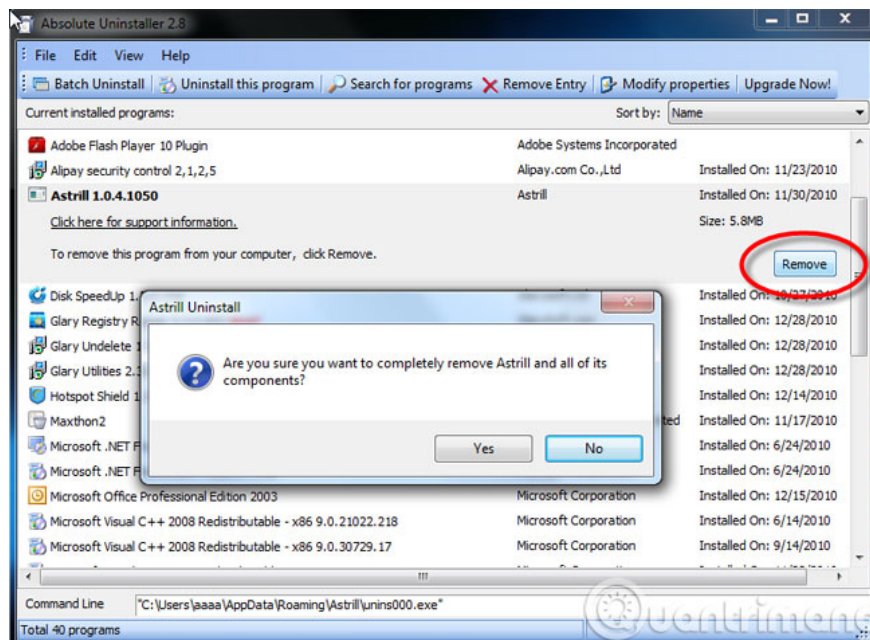
Download the Allmyapps app



This application is suitable for most users, it offers a lot of different software, both free and paid. In particular, after installing the system, it will wipe all downloaded data automatically to save storage space.

8. Application Absolute Uninstaller

Download Absolute Uninstaller



In addition to the easy software removal feature, **Absolute Uninstaller** also supports two other special features, such as fixing errors, backing up, restoring settings and searching, cleaning folders, registry, and other files. Leftover files to speed up the system and save storage space.

9. IOBit Uninstaller application

Download IOBit Uninstaller



The familiar application for removing software installed continuously as well as browser toolbars, screen plugins and safe data deletion. In addition, **IOBit Uninstaller** also supports cleaning the remaining files of the uninstalled software on the hard drive.

1. How to defragment hard drive with Auslogics Disk Defrag
2. Completely uninstall software in Windows with Revo Uninstaller
3. How to remove unused software

Good luck!

You finished reading the article "**The wizard supports installation, removing many software at the same time in Windows**" edited by the [TipsMake](#) team. We hope this article has provided you with many useful tech tips and tricks. You can search for similar articles on tips and guides. Thank you for reading and for following us regularly.