

# The Witness offers - an extremely attractive adventure puzzle game for \$ 13.99, which is free

The Witness is a puzzle game that explores the fascinating open world by owning a super-wide map.

The Witness is a puzzle game that explores the fascinating open world by owning a super-wide map. In the game, the player wakes up on an exotic island and doesn't remember anything. Your task is to solve 500 challenging puzzles to find clues about who you are, explore the mysterious island and find a way to return home.

Whenever solving a puzzle, a door will open allowing you to move to the next place on the island.



In The Witness, the player does not need to solve all the puzzles to complete the game. However, if you want to challenge yourself with 500 puzzles in the game, you may have to spend up to 80 hours. Even the developer has come up with an extreme puzzle of 'brain damage', less than 1% of new players can solve.



The Witness normally costs \$ 13.99, but currently the game is being available for free on Epic Games Store until April 18, 2019. If you love adventure, challenging puzzles, you can download this game and experience it. Hurry up before the free promotion ends.

Requires minimum configuration to smooth battle The Witness game.

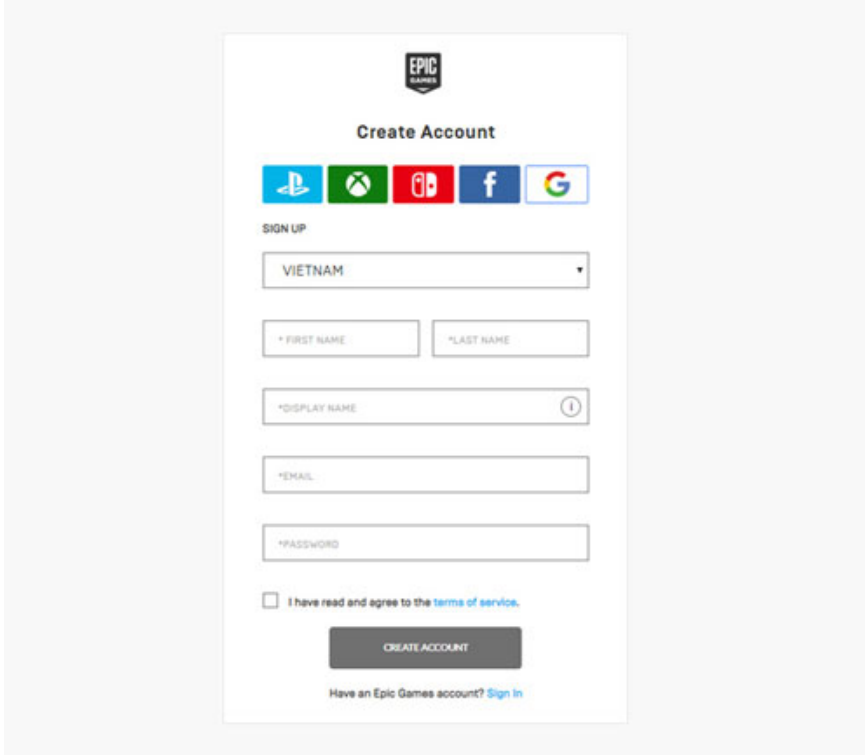
### *Cấu hình tối thiểu*

- **OS:** Windows 7
- **Processor:** 1.8GHz
- **Memory:** 4 GB RAM
- **Graphics:** Intel HD 4000 series
- **DirectX:** Version 10
- **Storage:** 5 GB available space

## Instructions for downloading and installing The Witness for free

Step 1: Register for an account on Epic Games Store, if not yet.

1. <https://accounts.epicgames.com/login>



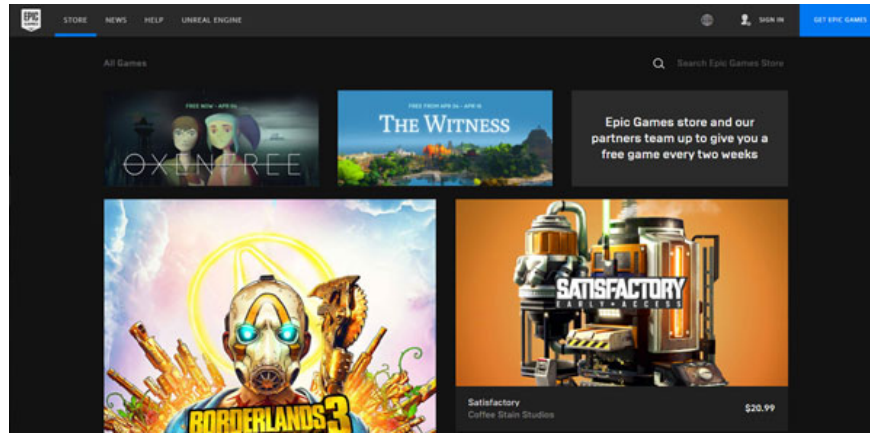
The image shows the Epic Games 'Create Account' form. At the top is the Epic Games logo and the text 'Create Account'. Below this are five social media icons: PlayStation, Xbox, Nintendo Switch, Facebook, and Google. Underneath is a 'SIGN UP' section with a dropdown menu for country (set to 'VIETNAM'). There are input fields for '\*FIRST NAME', '\*LAST NAME', and '\*DISPLAY NAME' (with an information icon). Below these are fields for '\*EMAIL' and '\*PASSWORD'. At the bottom, there is a checkbox for 'I have read and agree to the [terms of service](#).' and a 'CREATE ACCOUNT' button. A link for 'Have an Epic Games account? [Sign In](#)' is located at the very bottom.

Step 2: Log in to Epic Games Store account.


Step 3: Install Epic Games Launcher to play games.

1. <https://download.com.vn/epic-games-launcher/download>

Step 4: Open the Epic Games Launcher application installed on your computer, select Store -> click on The Witness representative image to access The Witness page on Epic Games Store.



Step 5: Click on FREE to download the game to your computer.



You finished reading the article "**The Witness offers - an extremely attractive adventure puzzle game for \$ 13.99, which is free**" edited by the [TipsMake](#) team. We hope this article has provided you with many useful tech tips and tricks. You can search for similar articles on tips and guides. Thank you for reading and for following us regularly.