

The simplest way to take beautiful Instagram photos with filters.

Instagram is a large social network that helps you share photos and connect with people. In addition, Instagram also has a photo-taking function that allows you to capture memorable moments. If you don't know how to do it, don't worry, because taking photos on Instagram is very simple with just a few steps.

Instagram is popular because of its simple in-app photo-taking feature. In addition, the app boasts a wide variety of filters such as: beauty, fun, scary, educational, etc. Thanks to this, you can freely express your creativity with Instagram's photo-taking function and also save your photos to your device.



The simplest way to take photos on Instagram.

Table of Contents:

I. How to take photos on Instagram without filters .

II. How to take photos on Instagram with filters .

***Note:** Update and download the latest version of Instagram here:

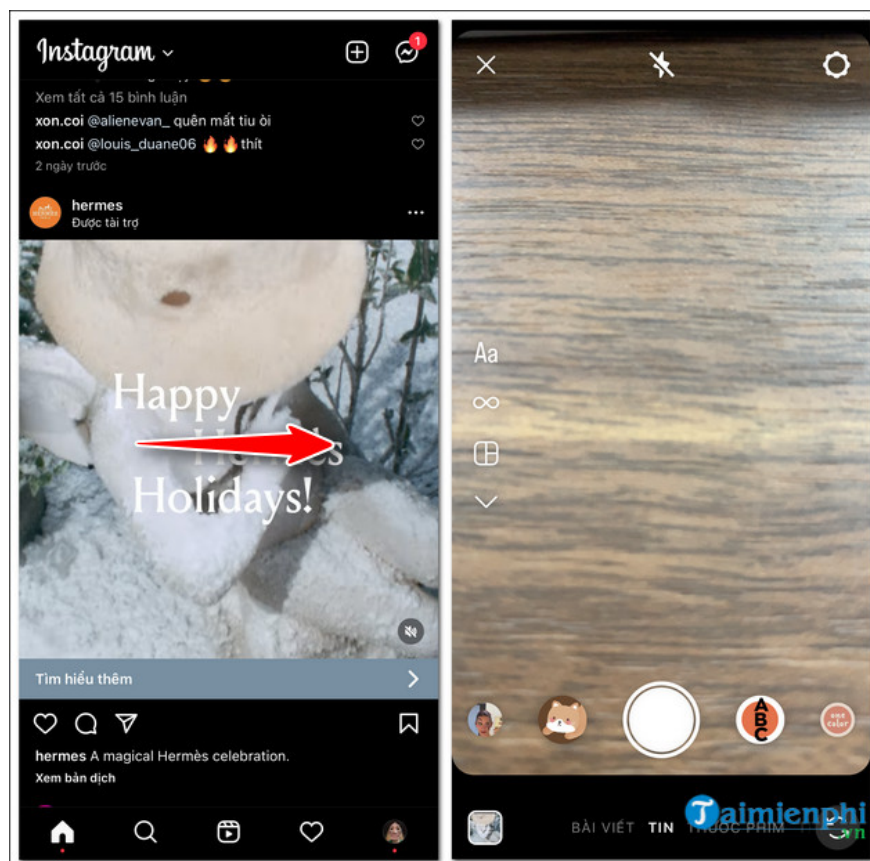
+ Download link for **Instagram for Android**

+ Download link for Instagram for iPhone

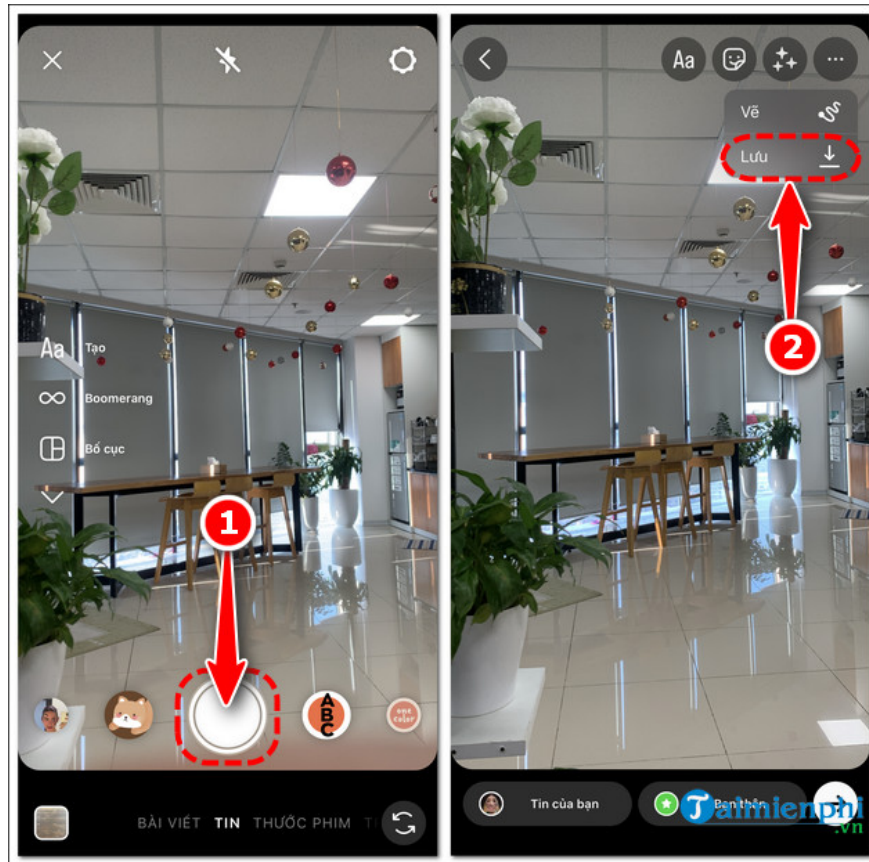
1. Guide to taking Instagram photos without filters

2. Detailed instructions

Step 1: In **Instagram** , use one finger to **drag the screen** from left to right => The camera interface will appear.



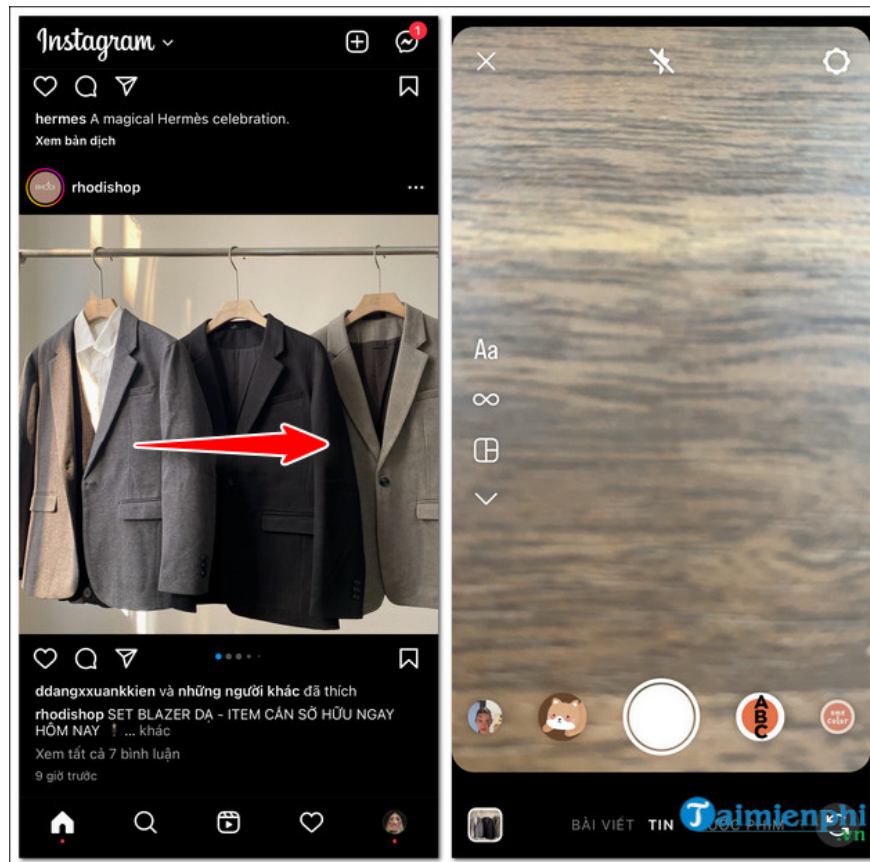
Step 2: Adjust **the** frame and angle of the image, then press the **shutter** button => Choose to save the captured **image to your device**.



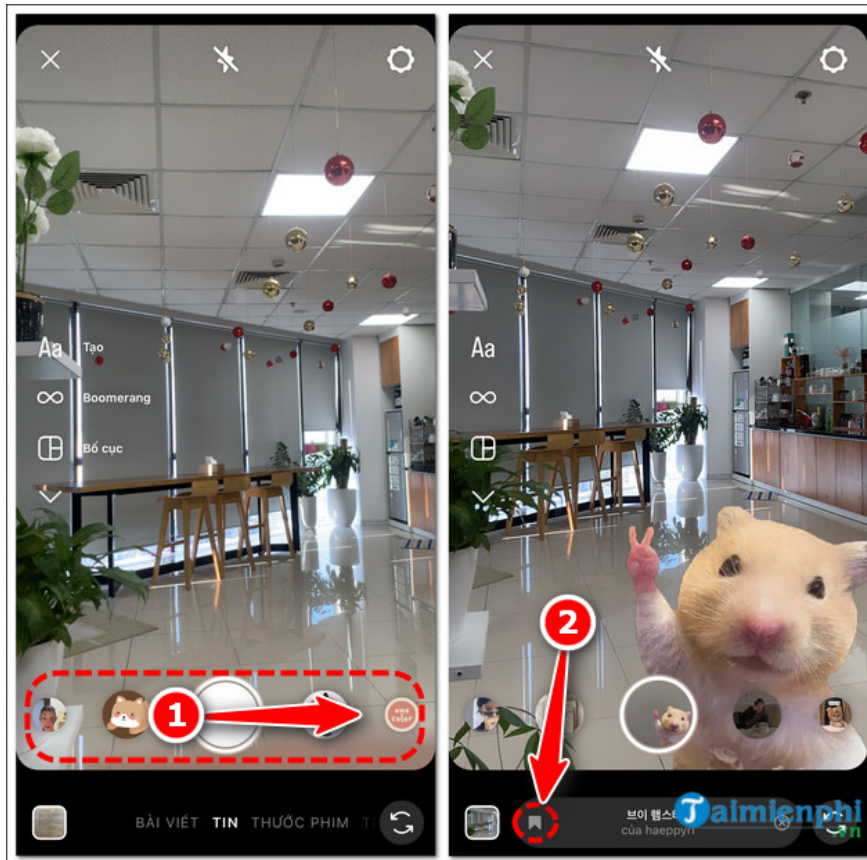
II. Guide to taking photos on Instagram with filters

2. Detailed instructions

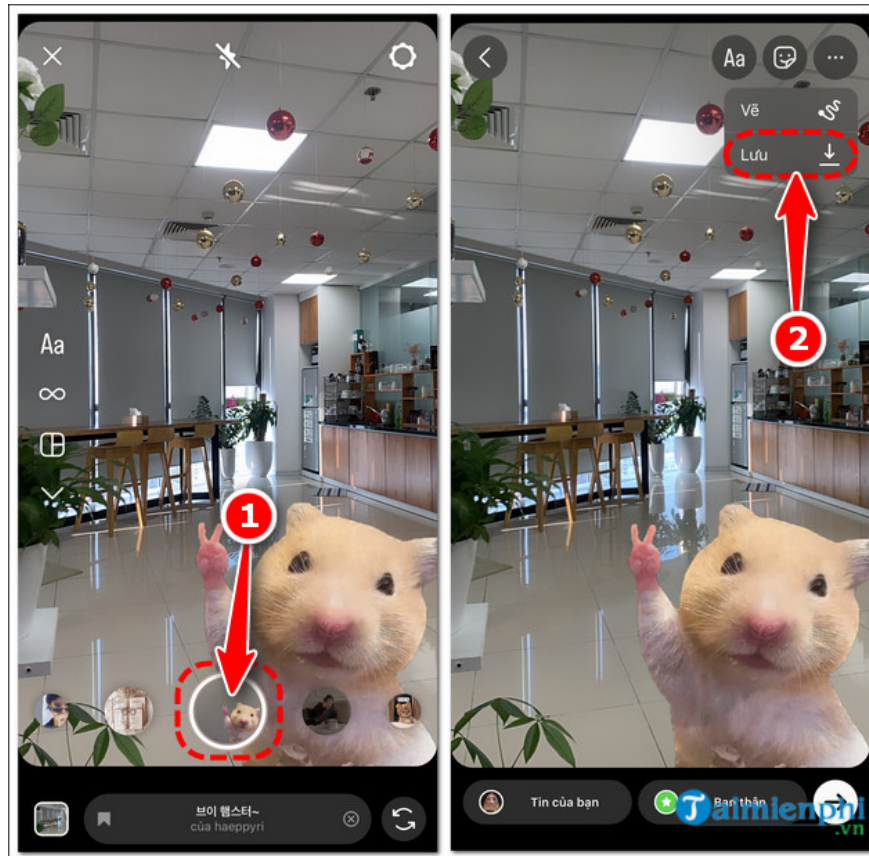
Step 1: In **Instagram** , use one finger to **drag the screen** from left to right => The camera interface will appear.



Step 2: Select a **filter** by **dragging your finger to the left** => You can **save the filter** for later use by pressing the **save button**.



Step 3: Adjust the frame and angle of the photo , then press **the shutter** button => Choose to **save the image** to your device.



Instagram also has many beautiful, trendy filters that are widely used. Readers can refer to the TOP most beautiful and trendy Instagram mask filters currently available for use.

With a few simple steps, you've successfully taken photos for Instagram. You can freely create beautiful photos with various filters or even record Instagram mirror filter videos to upload to your stories.

You finished reading the article "**The simplest way to take beautiful Instagram photos with filters.**" edited by the [TipsMake](#) team. We hope this article has provided you with many useful tech tips and tricks. You can search for similar articles on tips and guides. Thank you for reading and for following us regularly.