

# The quickest and most accurate way to test your internet speed.

Checking your internet speed allows you to clearly see information about upload, download, and ping speeds, etc. This article from TipsMake will guide you on how to check your internet speed quickly and accurately.

There are many ways to check your internet speed, but are you sure that's the fastest **and most accurate way**? Certainly not, because the time you test might not be the optimal time. So, what should we do to **check our internet speed** "most accurately"?



Test your internet speed for the fastest and most accurate results.

## *A guide on how to test your internet speed quickly and accurately.*

To test your internet speed quickly and accurately, you should keep the following points in mind:

- For the fastest and most accurate network speed test, you must ensure your network is operating at its maximum speed. This means that during the test, you are not allowed to browse the web or perform any other actions.

For the fastest and most accurate network speed test to be successful, not only will you be disconnected, but everyone around you on the same network must also meet the above criteria.

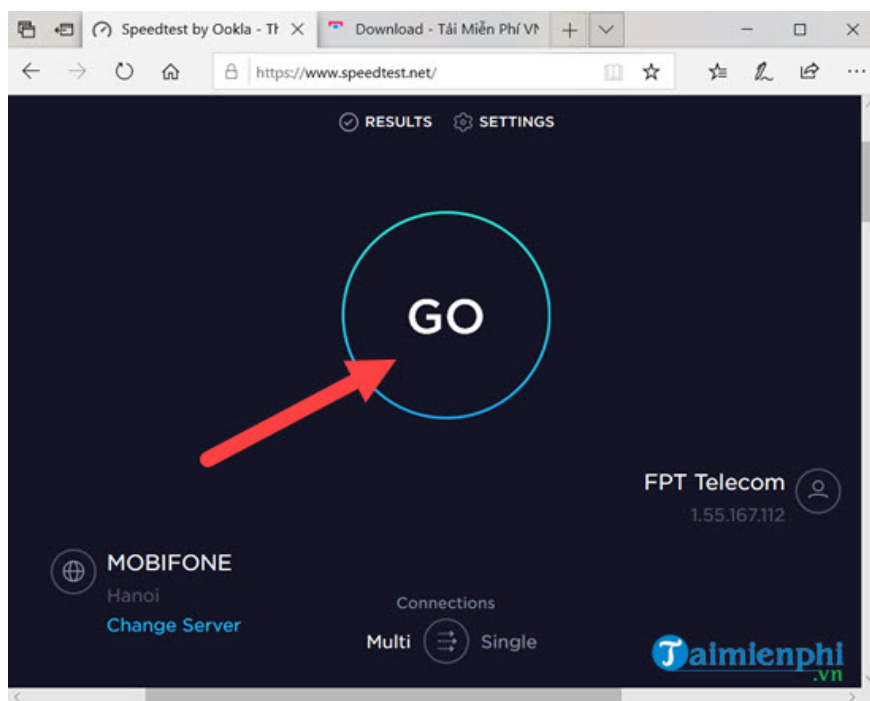
- Note that you should avoid testing your internet speed during peak hours when many people are using the network simultaneously. It's best to test your internet speed in the evening for the fastest and most accurate results.

- The final thing users need to keep in mind before testing network speed for the fastest and most accurate results is that you should use a wired connection, meaning plugging a cable into a device like a laptop, instead of testing with WiFi, as the results will not be consistent.

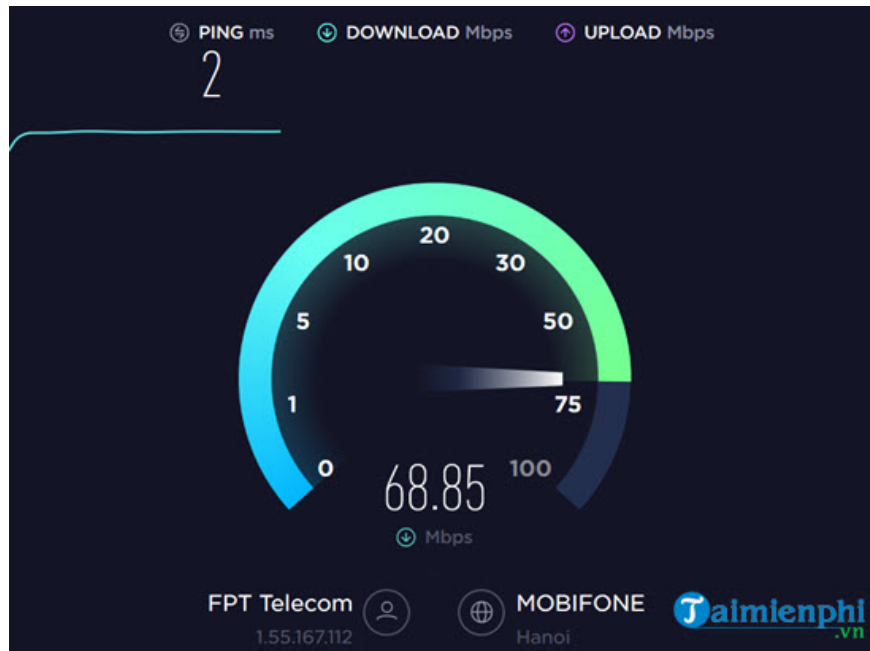


**Step 1:** To test your internet speed quickly and accurately, you can access the speedtest tool [HERE](https://www.speedtest.net/) .

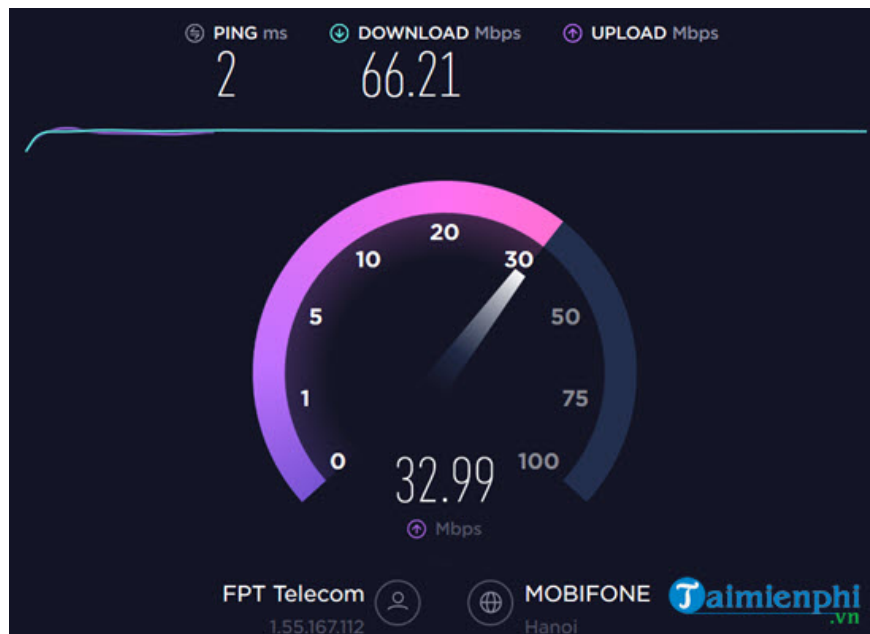
**Step 2:** After accessing the tool, click " **Go**" to proceed with the internet speed test as usual.



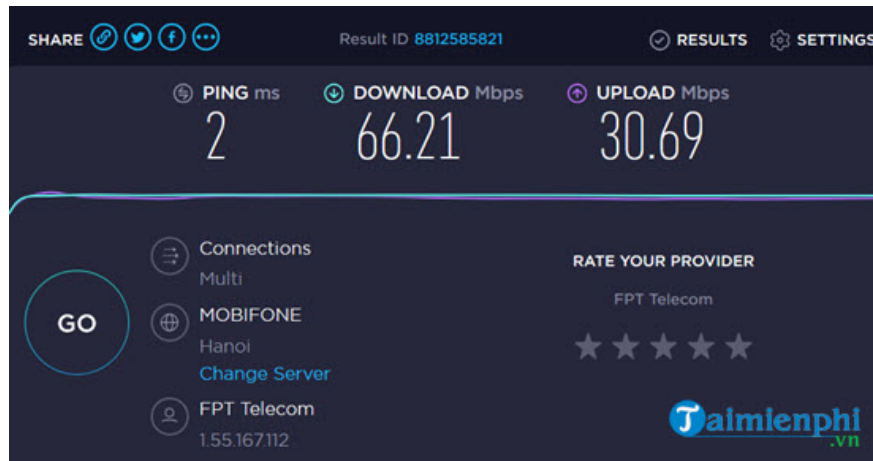
**Step 3:** The system begins the check, first verifying your home network's maximum **download speed** . Please ensure you meet the conditions mentioned above before proceeding with the check.



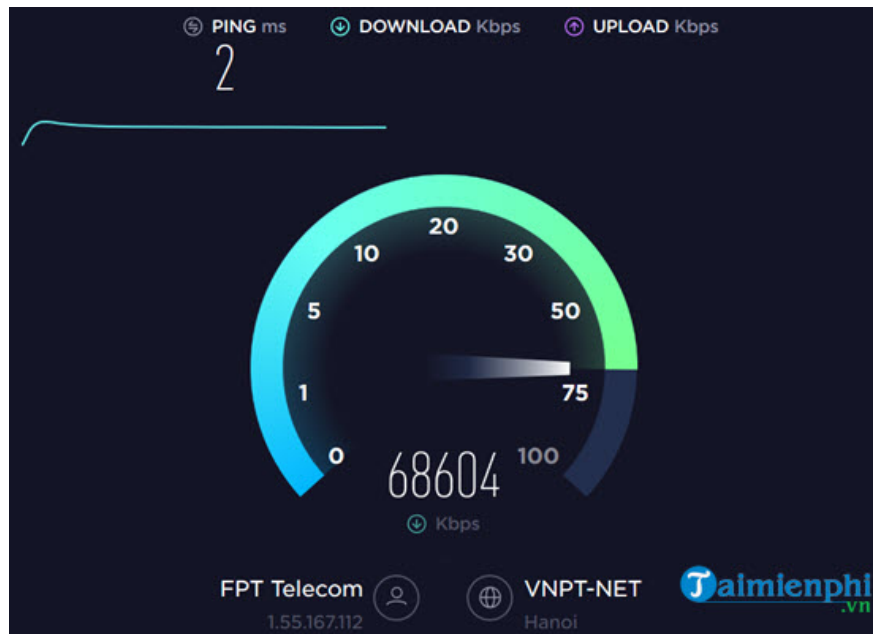
Next is the upload speed . With current fiber optic networks, you must remember that upload and download speeds are always equal.



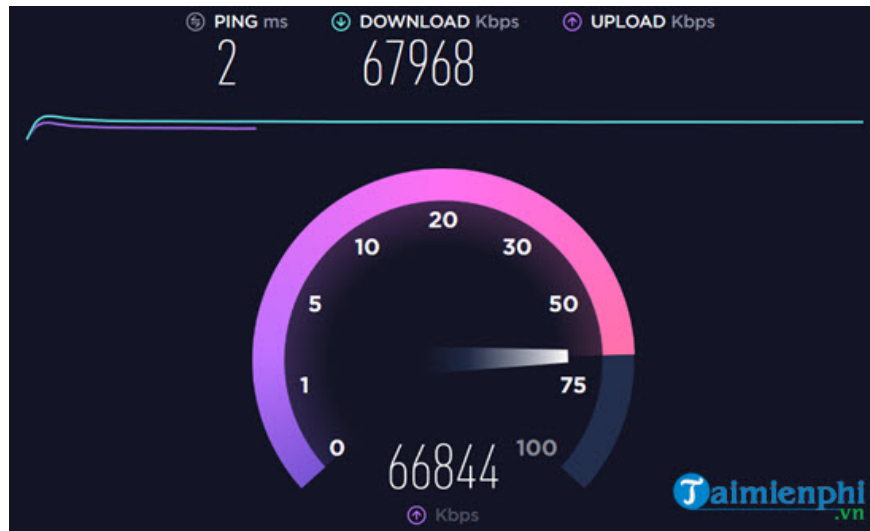
The final result will appear after completing the fastest and most accurate network speed test. Note that you must **divide it by 8** to get the actual network speed you've been using.



**Step 4:** You can also change it to Kbps speed and test the network speed again for the fastest and most accurate results.



Including both upload and download speeds, multiple tests will give you more accurate results than a single test.



**Step 5:** The more times we test the fastest and most accurate network speed, the more data we will have to compare actual network speeds at different times when using our network.

PING ms	DOWNLOAD Kbps	UPLOAD Kbps	DISTANCE mi	LOCATION / SERVER
2	67968	64498	< 50	Hanoi VNPT-NET
2	66208	30692	< 50	Hanoi MOBIFONE

The above is a guide on how to test your internet speed quickly and accurately. Please pay attention to what we mentioned at the beginning of the article to ensure that your internet speed test is always effective.

If testing your internet speed reveals that it's not as fast or optimized as it could be, why not try speeding up your internet and optimizing your network speed on your Windows system? Windows 10 is a good example. There are many methods to increase network speed on **Windows 10** that you can check out on TipsMake.

You finished reading the article "**The quickest and most accurate way to test your internet speed.**" edited by the [TipsMake](#) team. We hope this article has provided you with many useful tech tips and tricks. You can search for similar articles on tips and guides. Thank you for reading and for following us regularly.