

The most effective way to remove viruses on your phone

The most effective way to remove viruses on your phone. Viruses are the leading danger to smart devices such as computers, smartphones, tablets. To protect your devices from virus threats, we must prevent and scan viruses regularly to ensure our device works properly.

Viruses are the leading danger to smart devices such as computers, smartphones, tablets. To protect your devices from virus threats, we must prevent and scan viruses regularly to ensure our device works properly.



1. Kill viruses on Android phones

Ⓜ 45% 09:39

s.toapp.co/l/vn/warn/?s=27814 64



Trình duyệt Chrome 49.0 của bạn bị nhiễm (3) virus!

Chúng tôi đã phát hiện pin của bạn bị **THIỆT HẠI 28,1%** vì (3) Virus Chuyển hướng Trình duyệt. Nếu bạn không diệt virus ngay lập tức, virus sẽ làm hỏng thẻ SIM và làm hư danh bạ điện thoại của bạn trong **4 phút và 56 giây.**

ThuThuatPhanMem.vn



Cập nhật Trình duyệt Của bạn để Diệt Virus:

Bước 1: Nhấn "CẬP NHẬT TRÌNH DUYỆT" để tải xuống trình duyệt UC Browser 2019 MIỄN PHÍ trên Google Play.

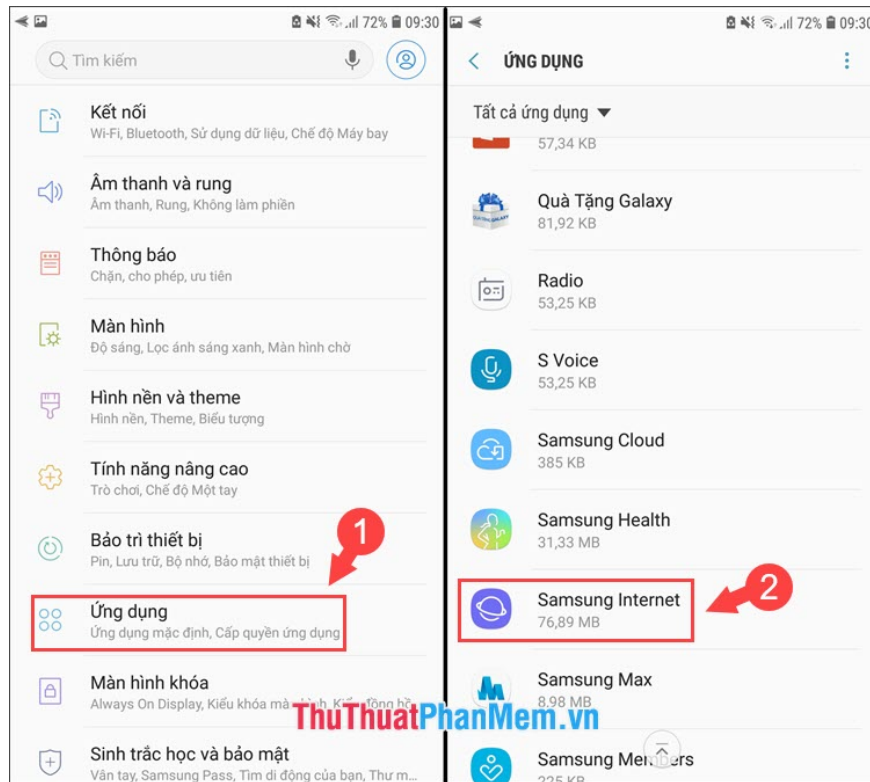
Bước 2: Mở ứng dụng để xóa phiên bản bị nhiễm virus!

CẬP NHẬT TRÌNH DUYỆT

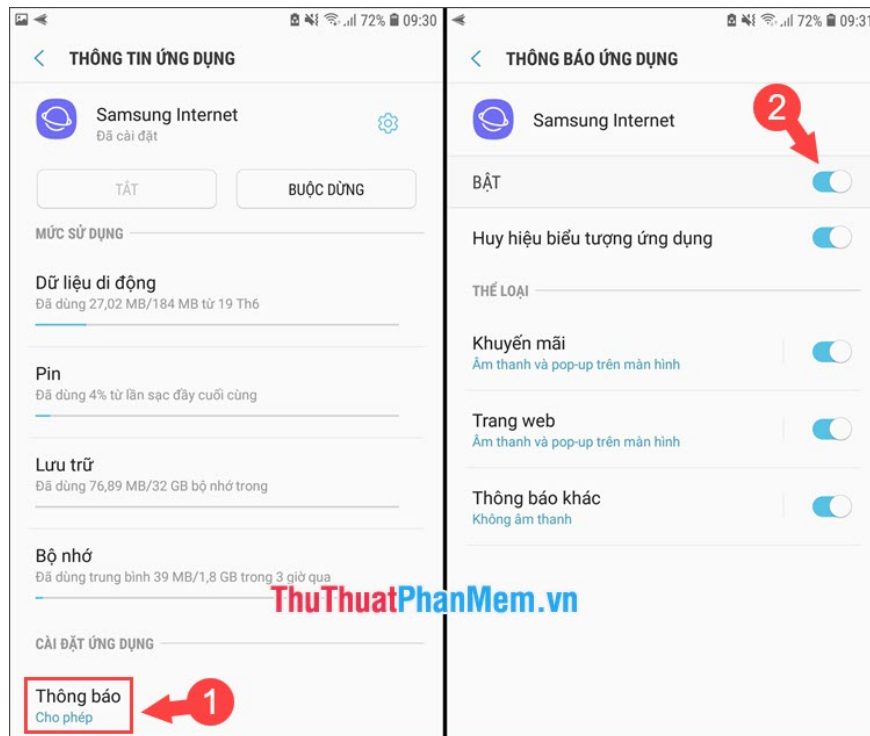
If your Android phone appears the message as shown above, it is actually just a phishing alert on the web. To turn off browser notifications, follow these instructions:

For Samsung phones

Step 1: Go to Settings => Applications => Samsung Internet.

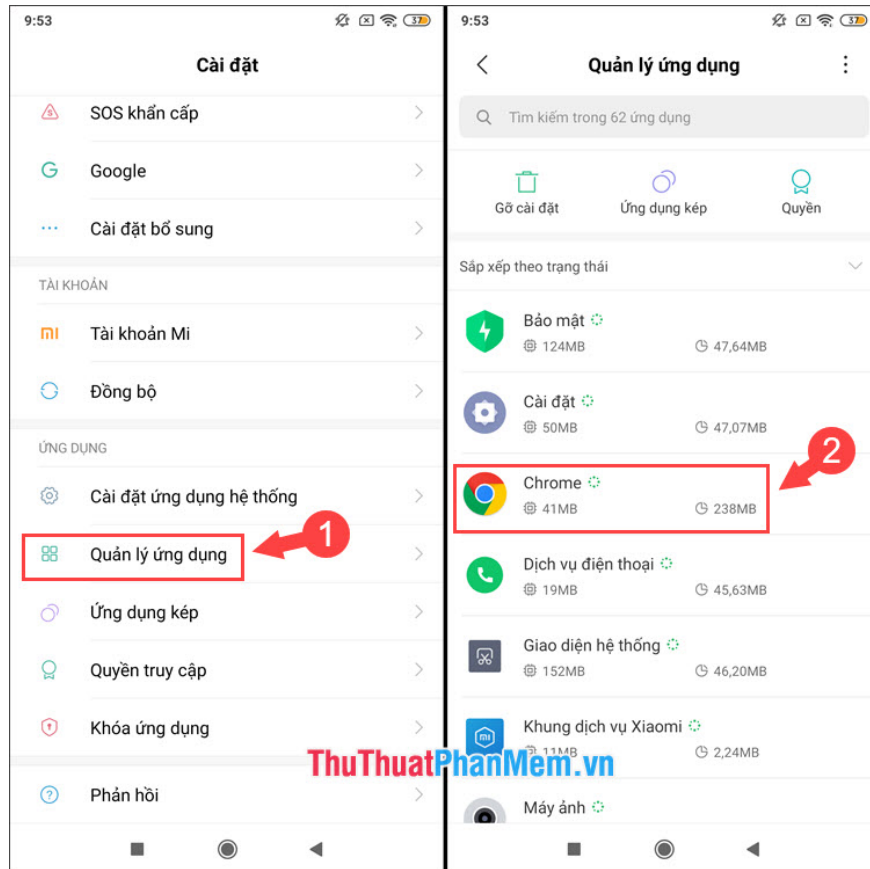


Step 2: Select **Notifications** and turn the switch to off to turn off notifications, browser pop-ups.

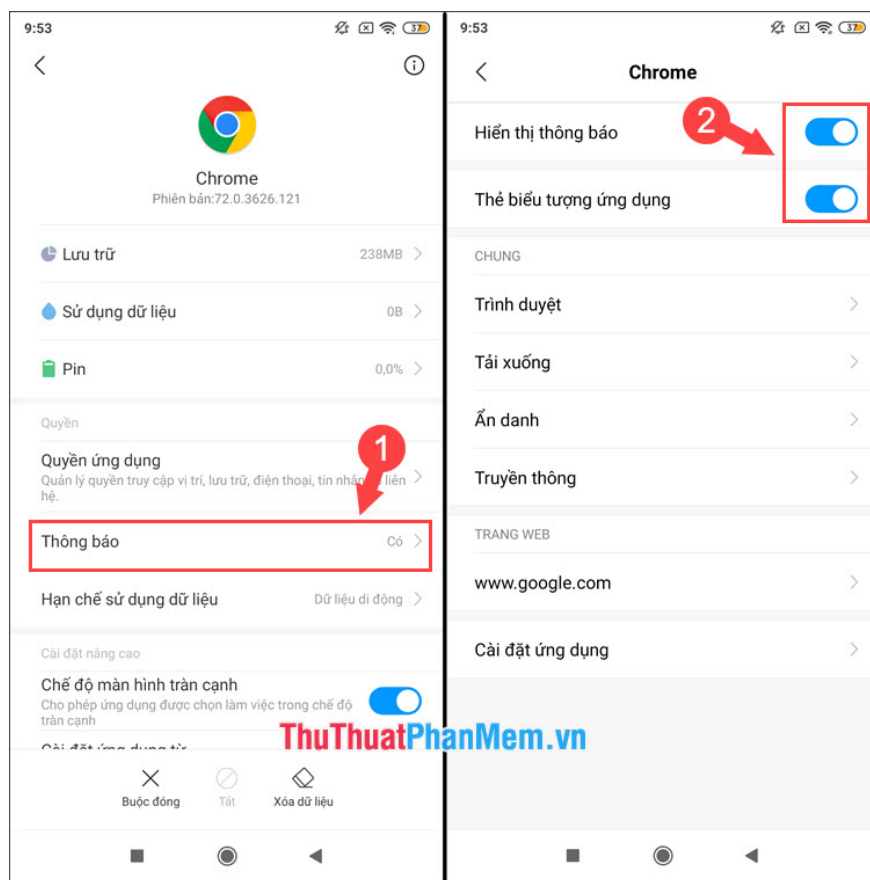


For Xiaomi phones

Step 1: Go to **Settings** => **Manage applications** => **Chrome** .

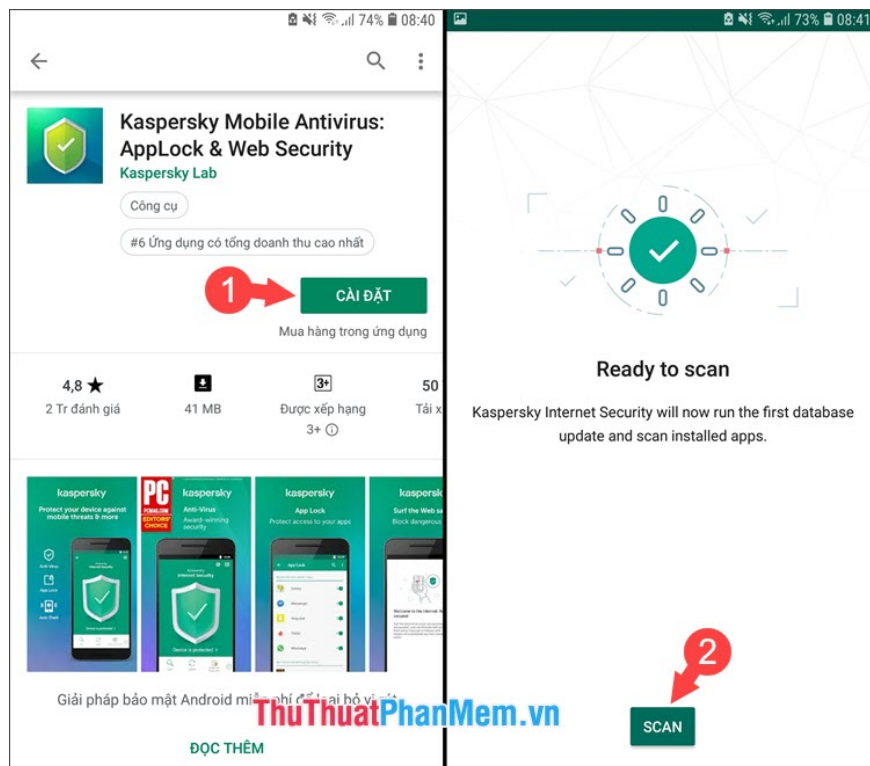


Step 2: Select **Notifications** and switch the **Card icon of the application icon** , **Display the message** to off.

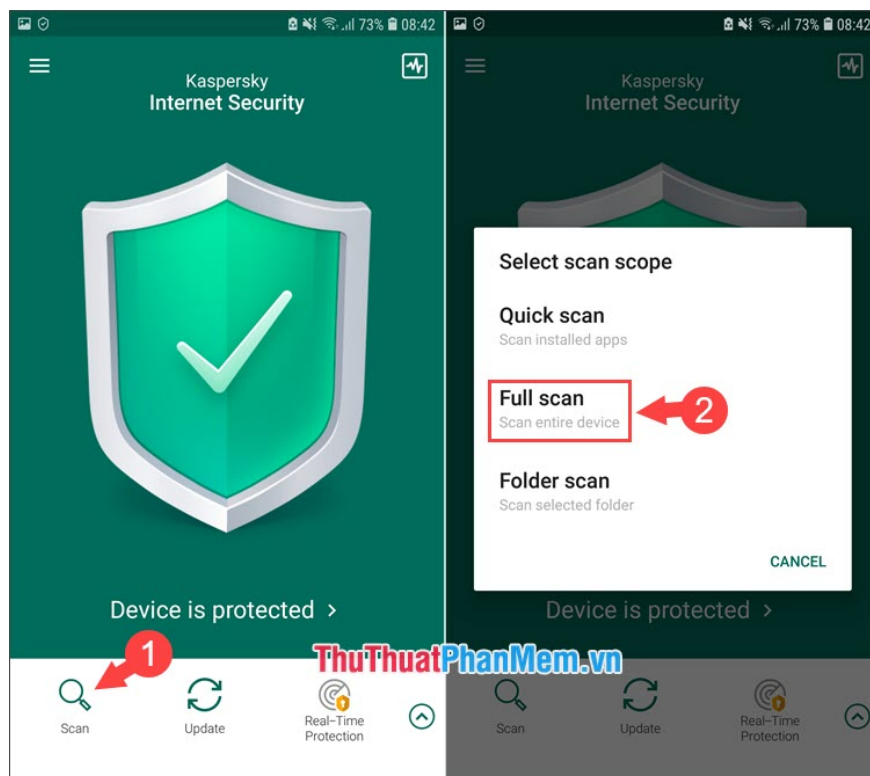


After turning off the notification, if you are still not assured, then we download the antivirus software to your computer. There are many famous antivirus software such as Malwarebyte, AVG, Avast but I use Kaspersky. You can download **Kaspersky** for Android at <https://play.google.com/store/apps/details?id=com.kms.free&hl=en>

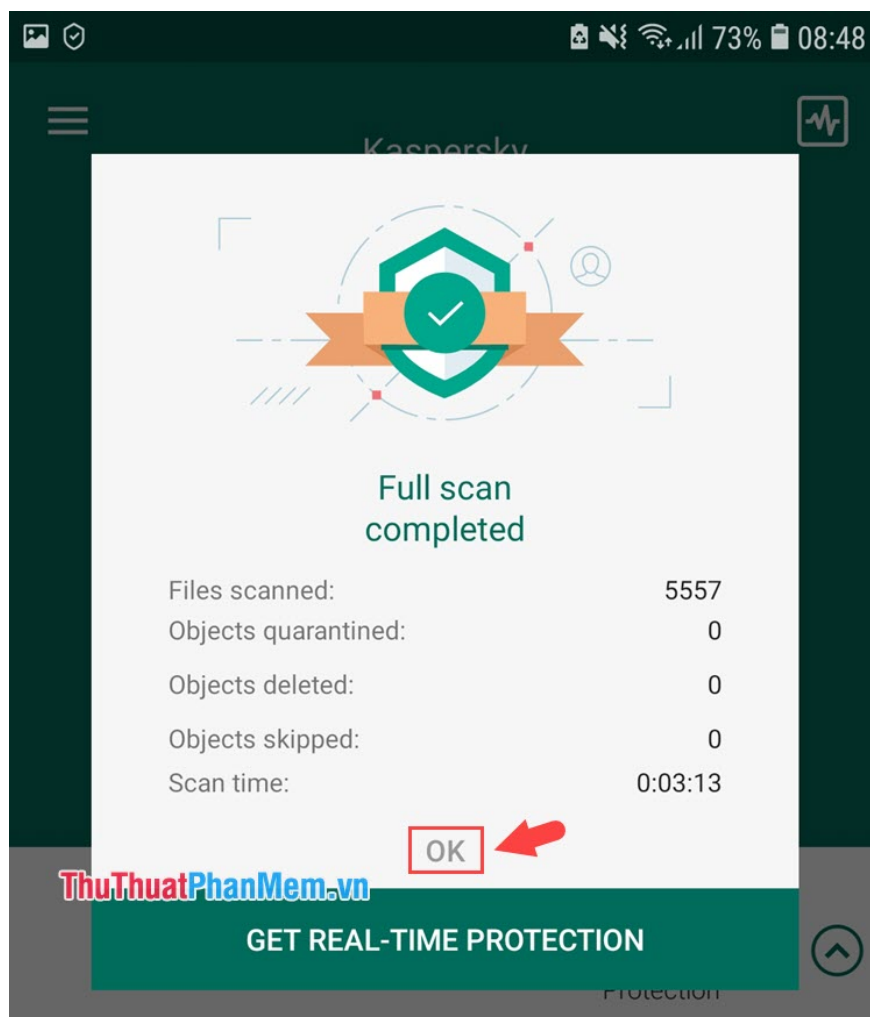
After downloading, open and click **Scan** to analyze software and overall scan for your computer.



At the interface of the software, click **Scan** => **Full Scan** to scan your entire phone.



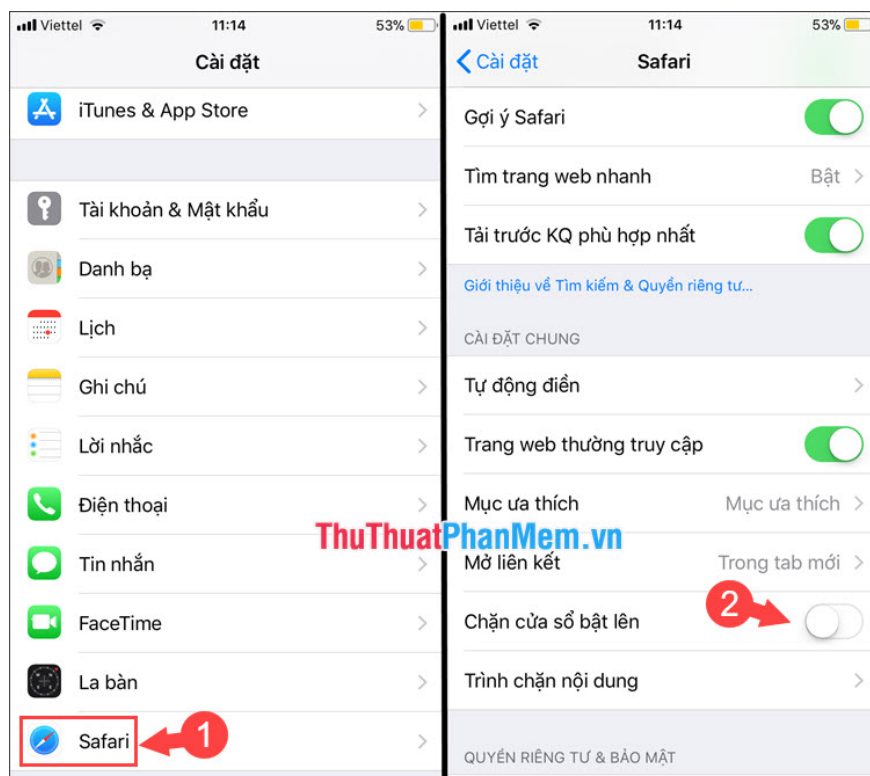
After the scan report is complete, you should pay attention to **Object** . if the value is 0, then your phone is safe and virus-free.



2. Kill viruses on iPhone

Unlike the Android operating system, the iOS operating system is more secure due to Apple's strict censorship mechanism. However, when you surf the web with Safari still shows virus warnings, the reason is that because of pop-up ads, you can turn them off as following instructions.

You go to **Settings** => **Safari** => turn the switch to turn on the **Block pop-ups** .



After reading this article, let's turn on the phone and check the security capabilities on your Smart phone to protect your mobile phone from the risk of virus infection! Good luck!

You finished reading the article "**The most effective way to remove viruses on your phone**" edited by the [TipsMake](#) team. We hope this article has provided you with many useful tech tips and tricks. You can search for similar articles on tips and guides. Thank you for reading and for following us regularly.