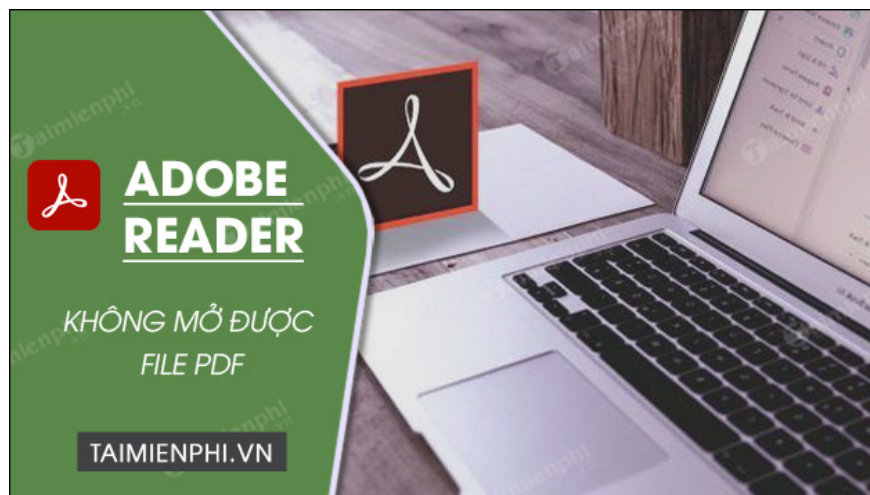


The most effective way to fix the error of not being able to open PDF files with Adobe Reader on your computer.

When you try to open a PDF file with Adobe Reader but it doesn't work and the system doesn't provide any error message, the problem lies in your settings. If you're experiencing this issue, read on to find out the cause and the most effective way to fix the problem of not being able to open PDF files with Adobe Reader.

If you're using an outdated version of Adobe Acrobat Reader, it may not be able to open all your PDF files. Adobe regularly updates its Acrobat Reader software. You should regularly update your Adobe Reader version to fix common problems. Now, let's explore the causes and solutions for the error of not being able to open PDF files with Adobe Reader in this article.



Troubleshooting the issue of not being able to read PDF files using Adobe Reader.

Table of Contents:

- I. Causes of PDF file opening errors with Adobe Reader .**
- II. How to fix PDF file opening errors with Adobe Reader .**
 - 1. Install the latest version of Adobe Reader .**
 - 2. Disable Protected Mode Start-up .**
 - 3. Create and re-export the PDF file .**
 - 4. Convert the PDF file to an older version .**
 - 5. Reset Adobe Reader settings .**

I. Reasons why PDF files cannot be opened with Adobe Reader

There are many reasons why you might not be able to open a PDF file, so make sure you have the latest version of Adobe Reader installed. Possible causes include:

- Due to the Protected Mode At Startup feature. Many users often encounter the problem of not being able to open PDF files because they haven't disabled the Protected Mode At Startup feature. This is a very common cause, so please pay attention.
- The version of Adobe Reader you installed is faulty.
- The PDF file you created is not from Adobe software.
- Your PDF file is corrupted.

II. How to fix the error of not being able to open PDF files with Adobe Reader

1. Install the latest version of Adobe Reader.

Updating to the latest version of Adobe Reader is very important because sometimes your PDF files are incompatible with older versions and you can't open them. You need to download or update to the latest version and install Adobe Reader on your computer using the link below:

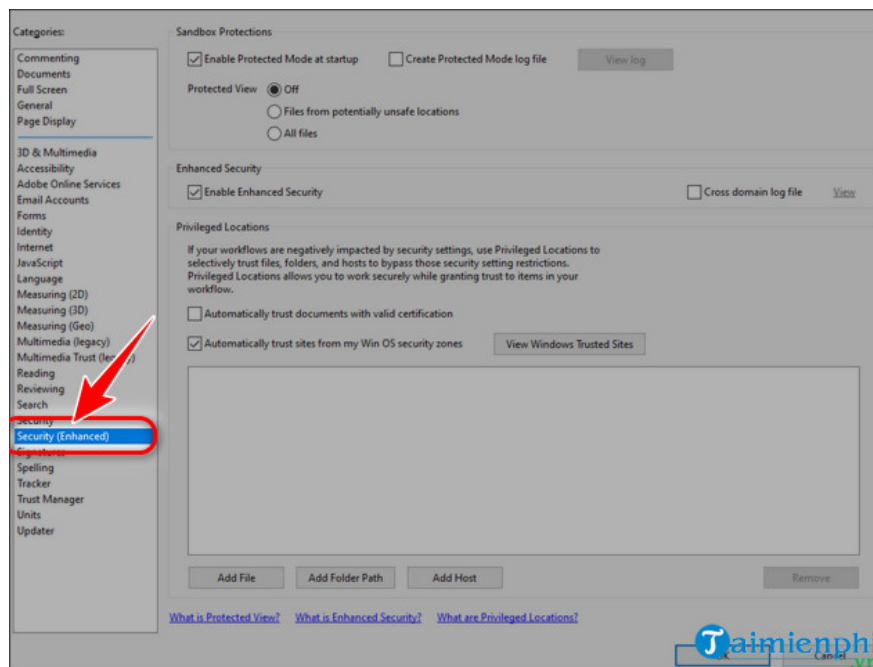
Download the latest version of **Adobe Reader** [here](#).

2. Disable Protected Mode Startup

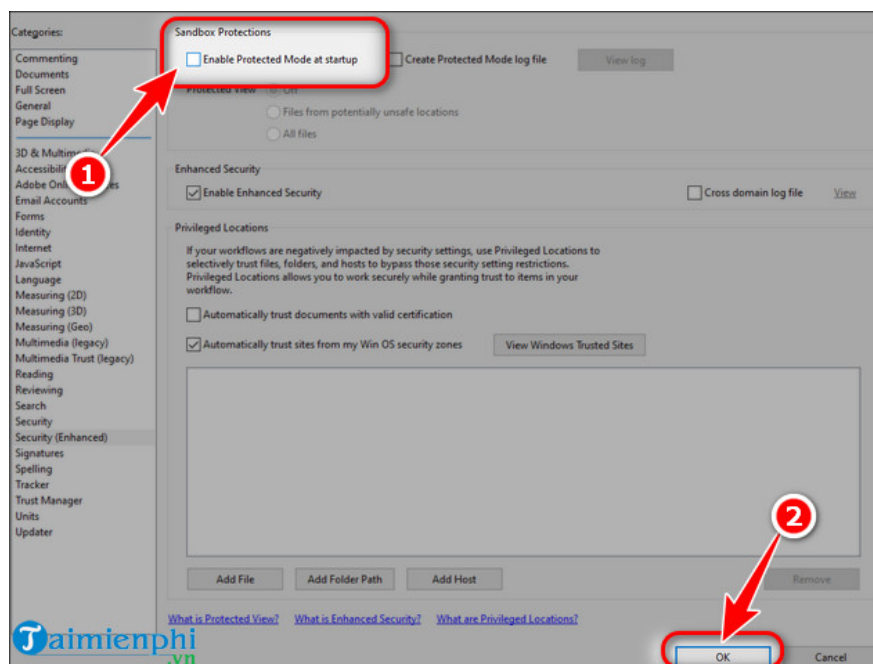
This issue occurs in the settings. If you encounter an error message related to Protected Mode, follow the steps below to fix it; this is the most common method used by users to resolve the issue of not being able to open PDF files.

Step 1: Open **Adobe Reader** , press **Ctrl+K** to access **Preferences**.

Step 2: Find the **Security (Enhanced)** section .



Step 3: In the **Sandbox protections** section , uncheck the box " **Enable Protected Mode at Startup**".



3. Create and Export PDF Files

This isn't a very common error, but it could be due to unstable software creating and exporting the PDF file, causing it to become corrupted. You just need to create and export the PDF file using more reputable software.

4. Convert the PDF file to an older version.

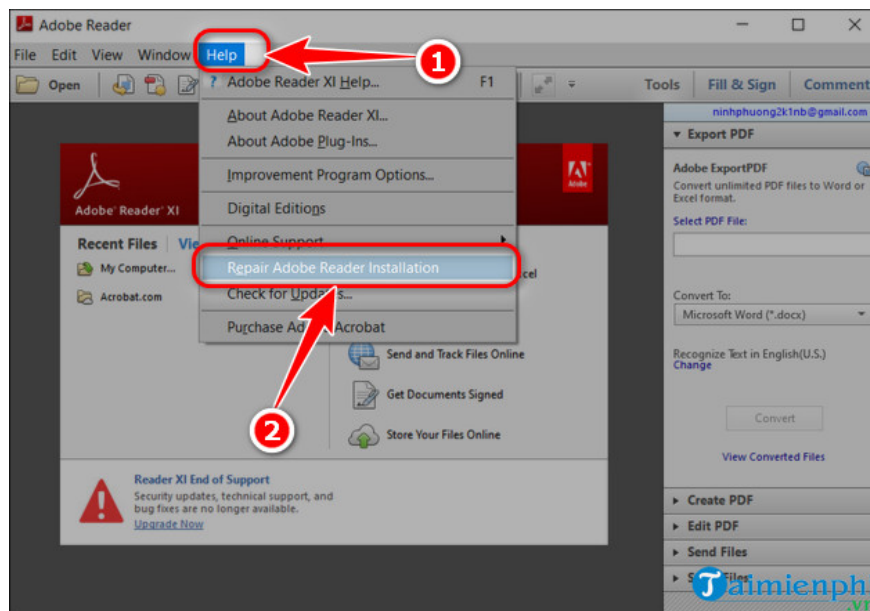
Sometimes you can't open PDF files because they were created using software other than Adobe. Different versions of Adobe produce different versions of PDFs. Generally, older versions have lower quality standards than newer ones. If you can't open a PDF file and receive messages related to your software version, you should convert the PDF to an older version to be able to open it.

5. Reset the settings of Adobe Reader software.

Adobe Reader software may be corrupted, resulting in it not performing its tasks correctly. You need to reset the software settings as follows:

Step 1 : Open **Adobe Reader**, select **Help** from the toolbar.

Step 2: Click **Repair Adobe Reader Installation** and restart the software.



Above is a summary of possible causes and solutions for the error of not being able to open PDF files with Adobe Reader. Most of the above causes are quite common among users. Therefore, you should **change the language of Adobe Reader** to make using the software easier.

You finished reading the article "**The most effective way to fix the error of not being able to open PDF files with Adobe Reader on your computer.**" edited by the [TipsMake](#) team. We hope this article has provided you with many useful tech tips and tricks. You can search for similar articles on tips and guides. Thank you for reading and for following us regularly.