

The Latest Ways to Adjust the Volume on Alexa

TipsMake will guide you through adjusting Alexa's volume using voice commands as well as controlling the volume right on devices, like the Amazon Echo and Echo dot. These methods all work even when Alexa is playing music.

Use voice commands



Say "Alexa" . Use the wake up command to wake Alexa and she'll start listening for your next command.

The default wake-up command is "Alexa", however if you changed it to "Echo," "Amazon" or some other command, use the wake-up command set earlier.



Ask Alexa to increase or decrease the volume. Ask Alexa to turn the volume up or down your own way and she'll adjust the volume up or down. For example, say "*Alexa, increase the volume*" (Alexa, increase volume) or "*Alexa, lower volume.*" (Alexa, volume down).

You can use a more natural expression, such as "*Alexa, would you please lower the volume for me?*" (Alexa, could you turn the volume down, please?) However, simply saying, "*Alexa, louder,*" (Alexa, louder) or "*Alexa, decrease,*" (Alexa, louder) will also do. bring efficiency.

Tip: Alexa will understand words like; raise/lower, increase/decrease, higher/lower, up/down, and louder/softer, so use intuition.



Adjust the volume to a specific level between 0 and 10. The lowest volume level of 0 is equivalent to mute and the loudest is 10, you can ask Alexa to change the volume to a specific level.

For example, say *"Alexa, set the volume to 6,"* (Alexa, set volume to 6) or simply say *"Alexa, volume 6"* (Alexa, volume level 6).



Ask Alexa to mute. Simply say, *"Alexa, mute"* (Alexa, mute) and, *"Alexa, unmute"* (Alexa, unmute) to mute and unmute. When Alexa unmutes, the volume returns to the level where you were previously listening.

You can also unmute by asking Alexa to set the volume to a desired level, such as, *"Alexa, volume 3."* (Alexa, volume level 3).

Use volume control on hardware



For newer Echo devices, press \oplus or \ominus to adjust the volume. Press the plus "+" or minus "-" buttons above the device.

Note: This applies to 2nd generation Echo and Echo Dot versions, as well as Echo Show and Echo Spot.



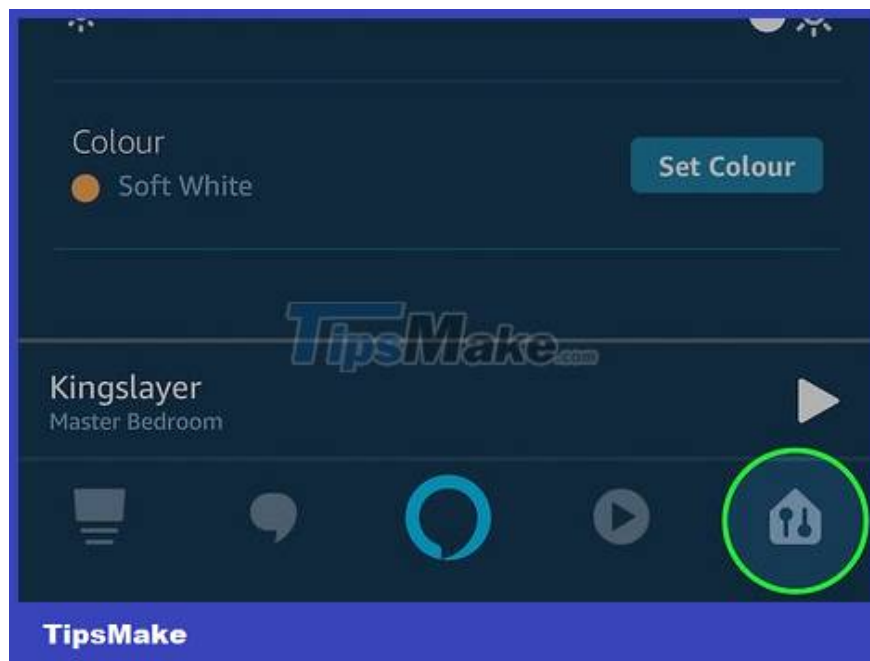
For devices with a volume ring, rotate the ring to adjust the volume. On the top of the device, rotate the ring clockwise to increase the volume and counterclockwise to decrease the volume. The light ring that turns white will show the current volume level.

Note: Devices with a volume ring include the 1st Gen versions of the Echo and Echo Dot, as well as the newer Echo Plus.

Using the Alexa app



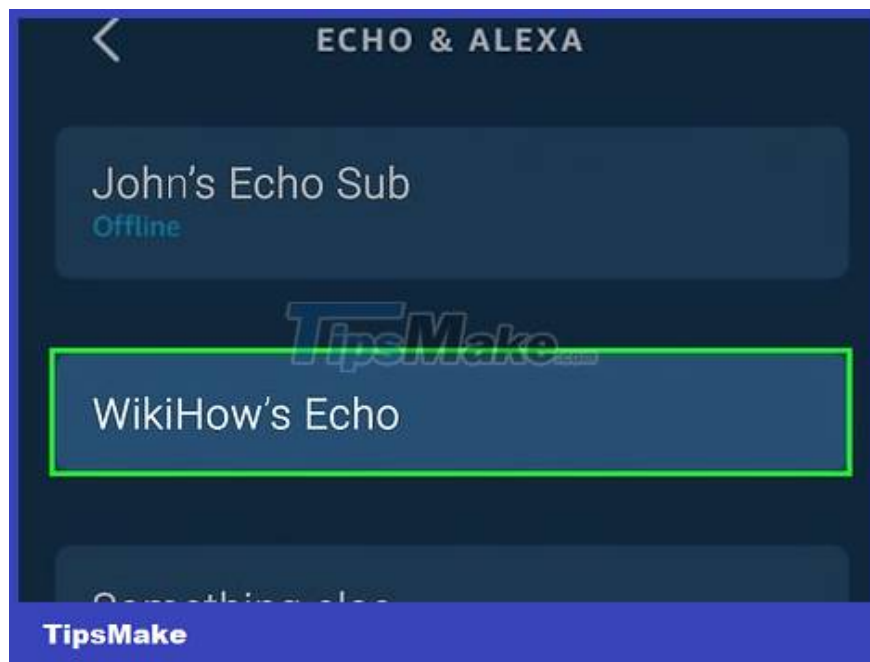
Open the Alexa app. This is an app with a blue icon with a circle in white strokes.



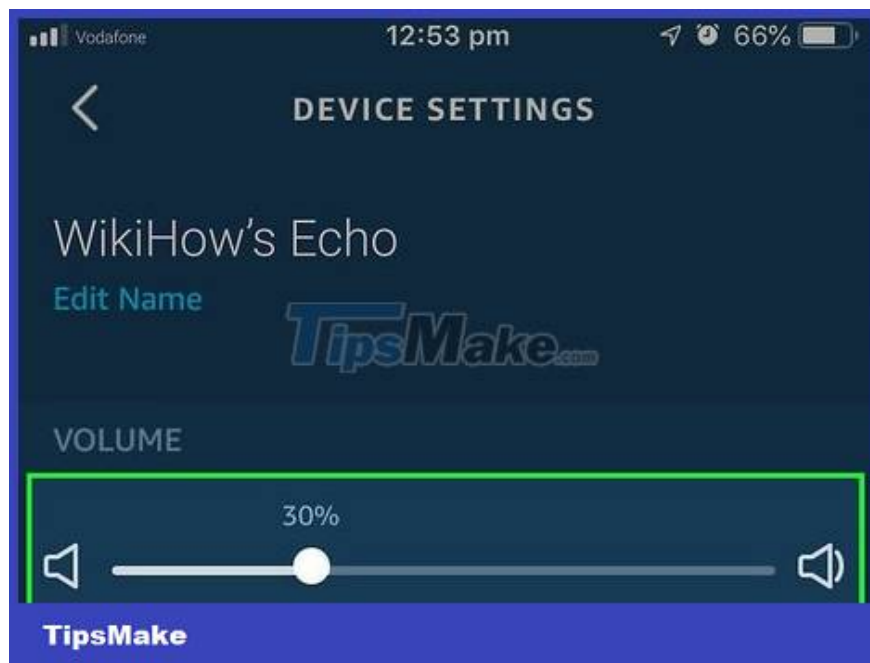
Click the Devices tab . This icon is located in the lower right corner with two sliders.



Tap Echo & Alexa . This icon resembles the Alexa Echo speaker. A list of all Alexa devices will be displayed.



Tap the device you want to adjust. This will bring up the device settings screen.

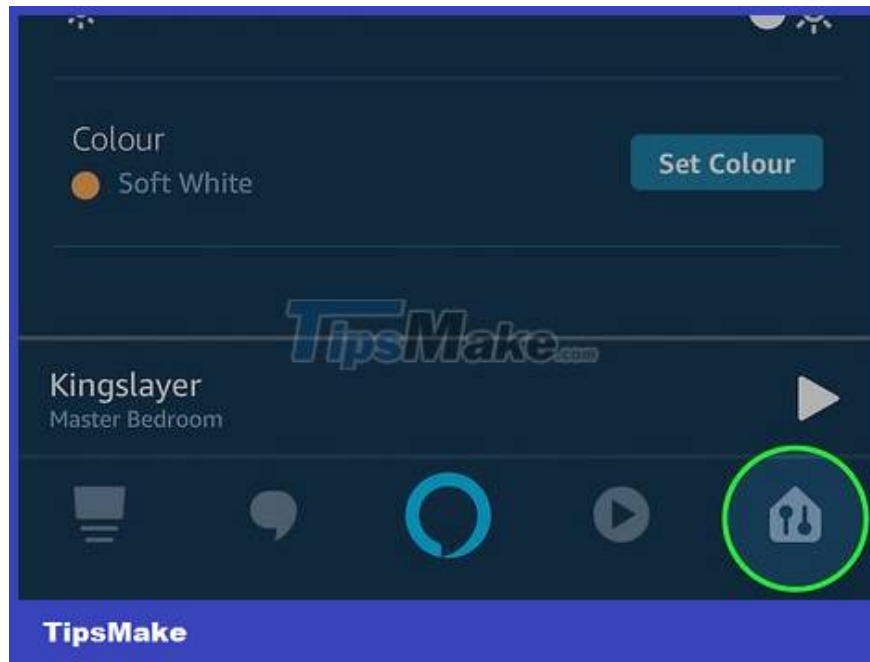


Drag the "Volume" slider to adjust the volume. The volume slider is on the device settings screen. Drag the slider to the right to increase the volume. Drag the slider to the left to decrease the volume.

Adjust alarm, notification and timer tones



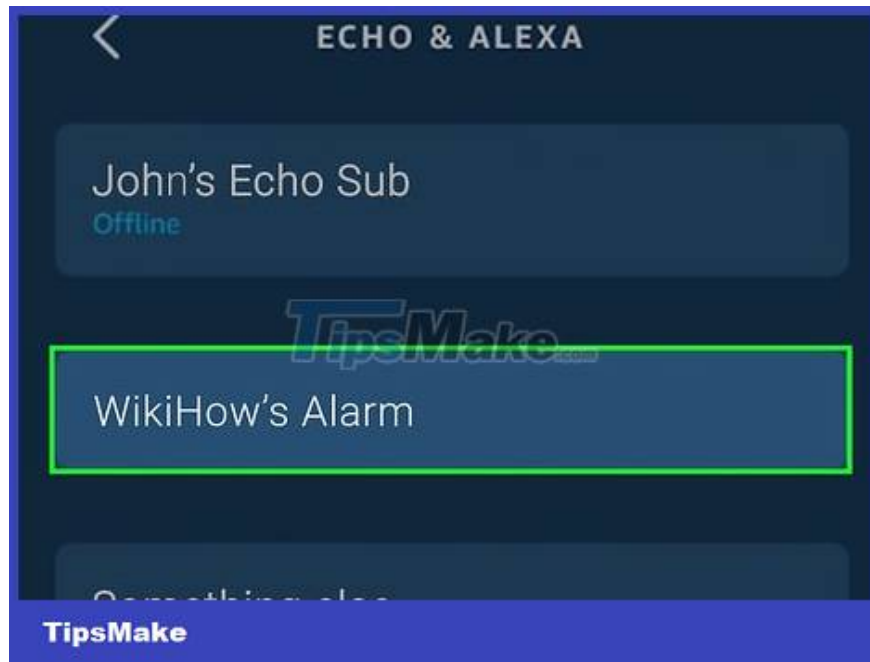
Open the Alexa app. This is an app with a blue icon with a circle in white strokes.



Click the Devices tab . This icon is located in the lower right corner with two sliders.



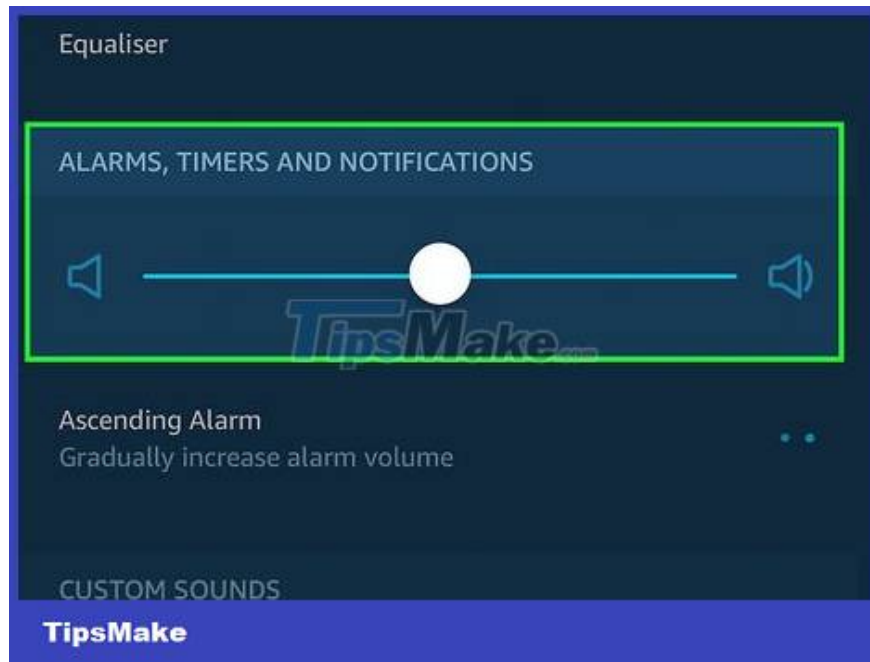
Tap Echo & Alexa . This icon resembles the Alexa Echo speaker. A list of all Alexa devices will be displayed.



Tap the device you want to adjust. This will bring up the device settings menu.



Scroll down and tap Sounds . This option is under the "General" heading. This allows you to adjust the volume of alarms, notifications, and timers.



Drag the slider to adjust the volume. The slider is at the top of the screen. Drag the slider to the right to increase the alarm, notification, and sound volume. Drag it to the left to lower the volume of the Alexa speaker.

Tip: You can also tap the **Alarm** or **Notification** option to choose a custom sound for your alarms and notifications.

You finished reading the article "**The Latest Ways to Adjust the Volume on Alexa**" edited by the [TipsMake](#) team. We hope this article has provided you with many useful tech tips and tricks. You can search for similar articles on tips and guides. Thank you for reading and for following us regularly.