

# The fruits will be wrongly selected based on color


Sometimes the color of the shell does not reveal green or ripe fruit.

Whenever you go to buy fruit, what kind of fruit do you usually use to choose the best fruit?

Many people have a habit of choosing fruits with beautiful appearance, but coming home when eating, it is discovered that these fruits are too ripe even green.

To help you get more tips for choosing the best fruits, we have synthesized a simple recipe for you to choose the best fruits.


## 1. Which pomegranate will you taste better?



1. The best fruits will be red or crimson fruits that are the best.
2. When ripe pomegranates, you will feel more heavy-handed than other fruits of the same type.
3. Pomegranate should be elastic but not soft, if the fruit is too soft it is a sign that it is frozen.
4. With green pods, this proves that these pomegranates are not ripe yet, it is best not to buy.


## 2. Which avocado is more mature?

### 1. Experience in selecting delicious avocados without soaking chemicals




1. To distinguish whether or not ripe avocados are, you also need to rely on what kind of avocado is. It is possible that a ripe avocado will be brown, which may also be green. Butter when ripe, shake and shake will hear the sound of the seeds inside.
2. Press the butter with your hand to see if the fruit is ripe or not? If you press your hand to leave a dent, the butter is too ripe. If the butter is elastic, the dent will disappear, indicating that the butter is cooked and eaten. Without concave, it means that the butter is still green.

### 3. Which pineapple fruit will be sweeter?




1. A pineapple should not be too yellow and fragrant, this is a sign that the pineapple is ripe.
2. When choosing a pineapple, choose fruits with uniform color and no dark spots.
3. The leaves of a ripe pineapple will be green and the leaves will be slightly wilted at the top. The green leaf is completely a sign that the fruit has been picked too soon.

#### **4. Which papaya fruit will taste good?**




1. The sign of ripe papaya is yellow or orange in color. The green papaya shell shows that this type is not yet ripe.
2. The ripe berries have a uniform color, if there are small spots, it will not affect the taste of papaya. If there are too large spots, papaya may be too ripe or rotten.
3. Papaya when ripe will be soft, and green is always solid.

## 5. Which mangoes will taste better?



1. For mangoes, it is hard to rely on colors to identify the best and most ripe fruit. The best way is to rely on dark spots on the shell. Ripe mangoes until there are some dark spots.
2. A green mango is always hard. A ripe fruit will be soft, but not too soft. If the mango peel has big black spots like your fingers, this may be too ripe or damaged fruit.
3. Ripe mango fruits are fragrant, sweet and stalks are tightly attached to the fruit.

## 6. Which grapefruit has more water?




1. Grapefruit can be yellow or green. Uneven colors indicate chemicals that have been used in the growth process but do not say anything about the ripeness and water content of grapefruit.
2. Grapefruit is delicious and lots of water will hold a heavy feeling.

## 7. Which fruit is sweeter?



1. A ripe passion fruit lemon has a crust, which can be yellow or purple-brown.
2. Fruit with shiny shells, the fruit is still green.
3. A passion fruit will hold heavy hands. A fruit with an 8cm circumference will weigh about 50g.

## 8. Which pear will be better?



1. Ripe fruit is yellow without green patch.
2. Ripe fruits are dense and soft to touch, while hard fruits are not ready to eat.
3. Strong scent is a good sign of maturity.
4. If the pear skin is damaged, it will deteriorate very quickly.
5. Depending on the variety, a pig may be round or pear-like.

You finished reading the article "**The fruits will be wrongly selected based on color**" edited by the [TipsMake](#) team. We hope this article has provided you with many useful tech tips and tricks. You can search for similar articles on tips and guides. Thank you for reading and for following us regularly.

---