

# The fastest and easiest way to set a password for smart TV

If your family has young children and you want to set a password to protect the device from them, the best solution is to set a password for the TV.

If your family has young children and you want to set a password to protect the device from them, the best solution is to set a password for the TV. For each TV brand and TV line, there will be a different way to set a password. Please refer to our instructions to set a password for your TV quickly and easily!

## How to set a password for Samsung smart TV

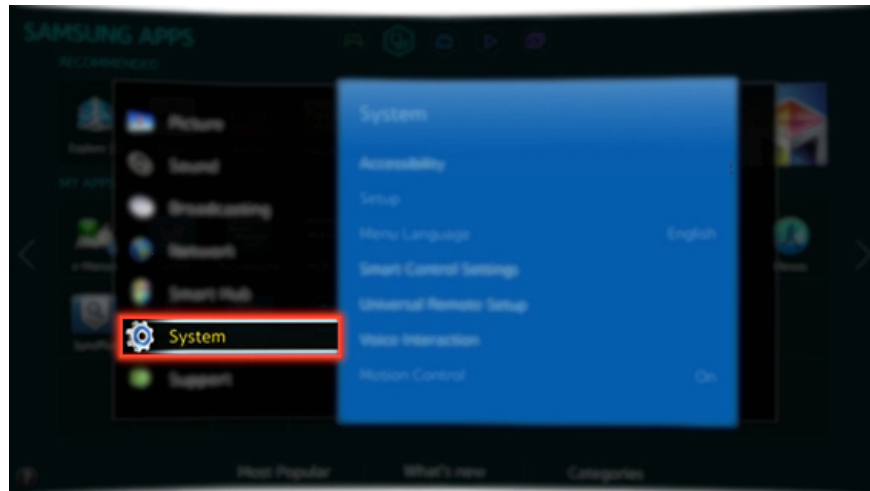
### How to set a password for Samsung smart TVs E, F, H and J series

**Step 1:** Press the **Menu** button on the TV remote

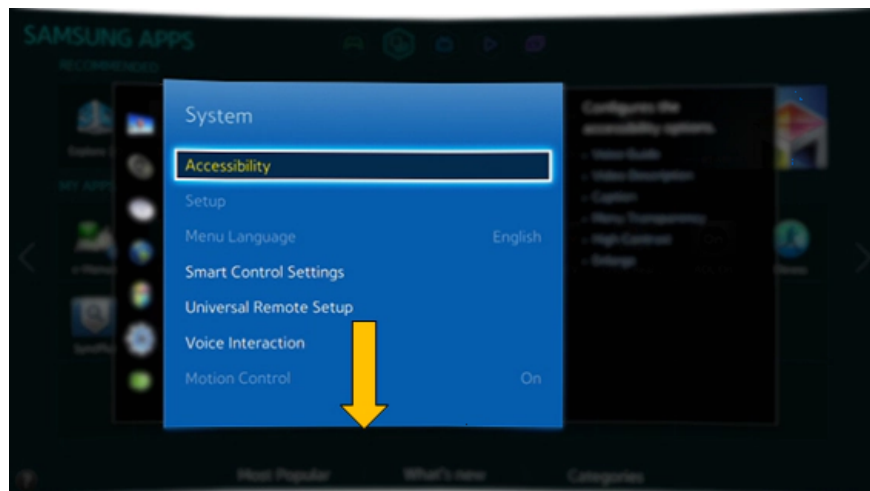


**TipsMake**

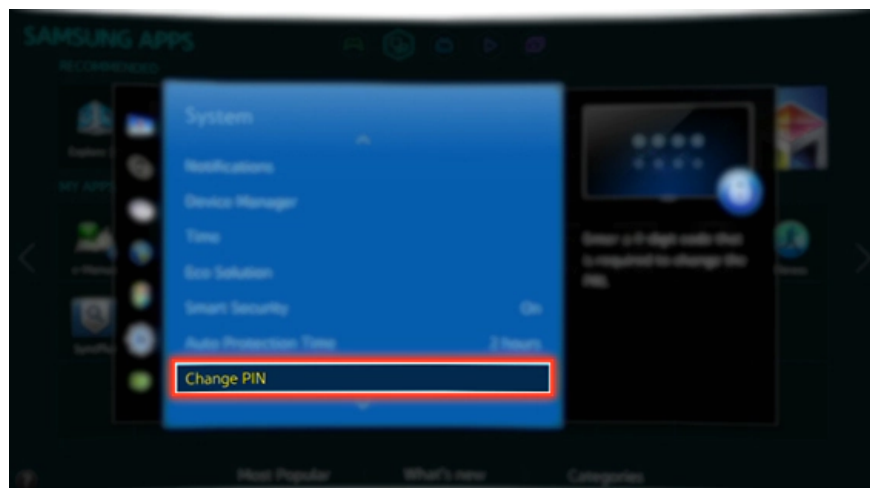
## Step 2: Select Settings



## Step 3: Scroll down and select Options



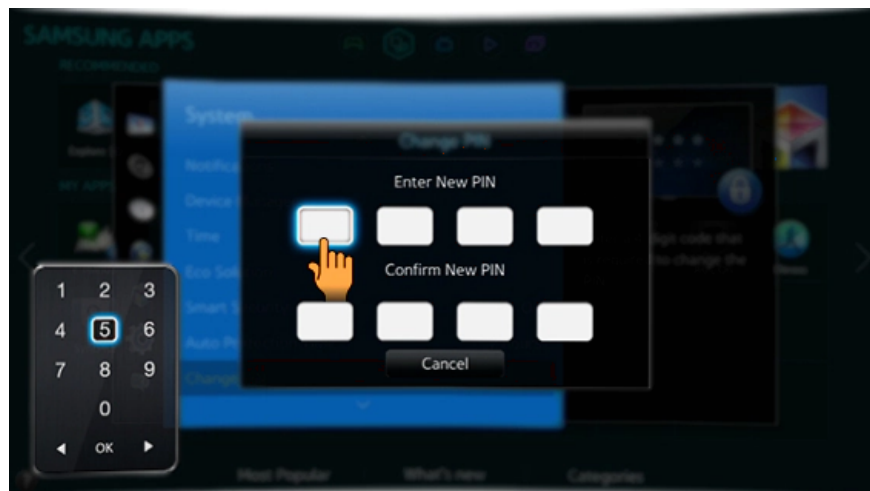
## Step 4: Select Change PIN



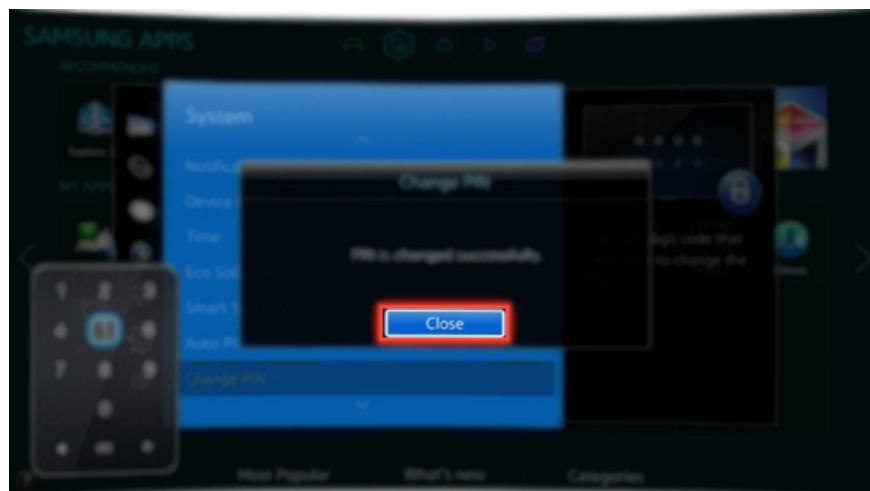
**Step 5: Enter the PIN code using the remote**



**Step 6: Set up a new 4-digit PIN and re-enter the new PIN again**

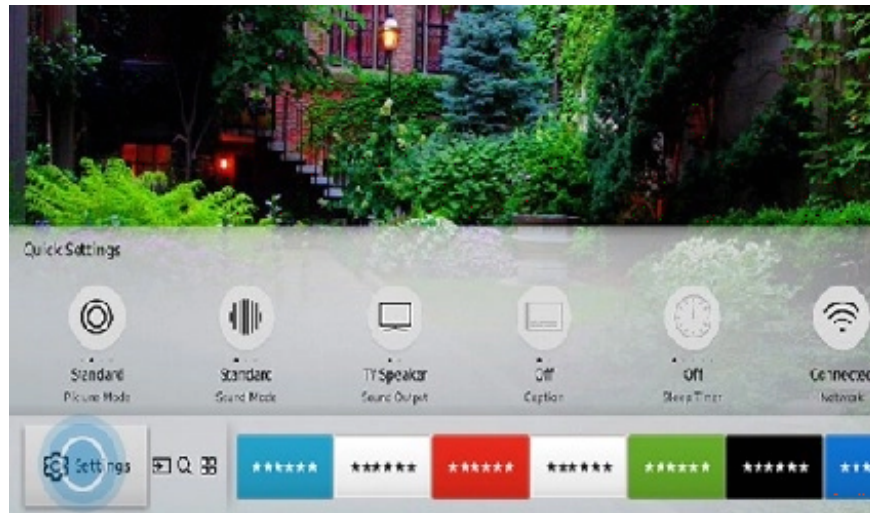


**Step 8: Select Done to complete**

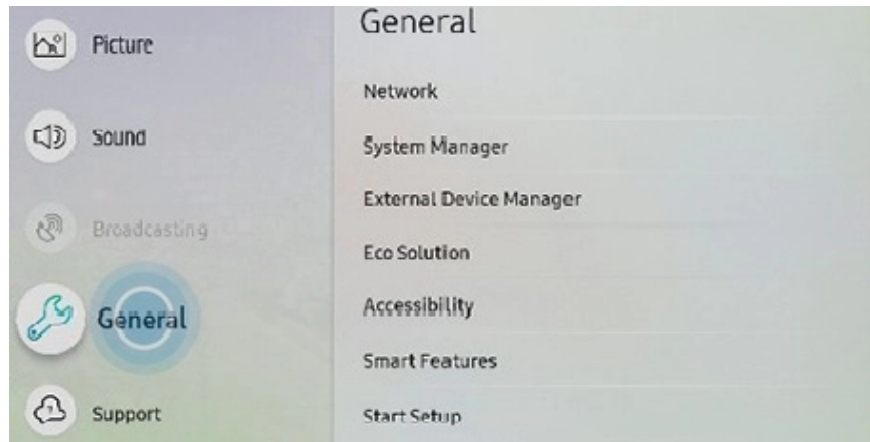


# How to set a password for Samsung smart TVs K, M, N and R series

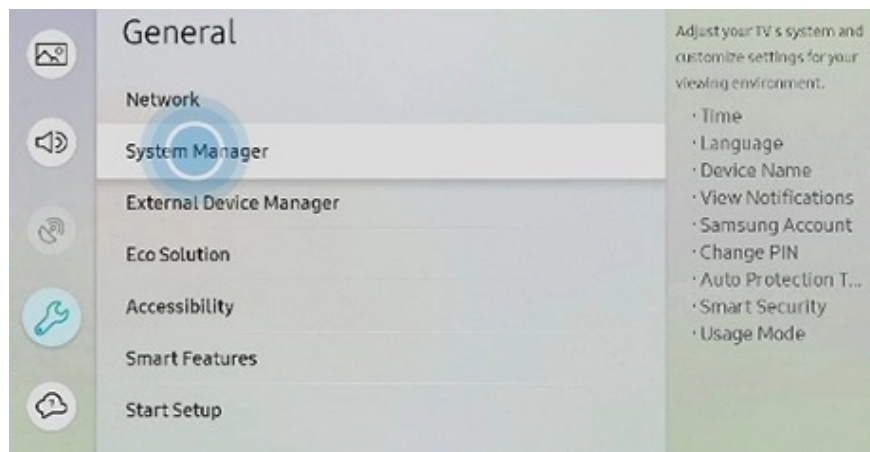
## Step 1: Select Settings



## Step 2: Select General



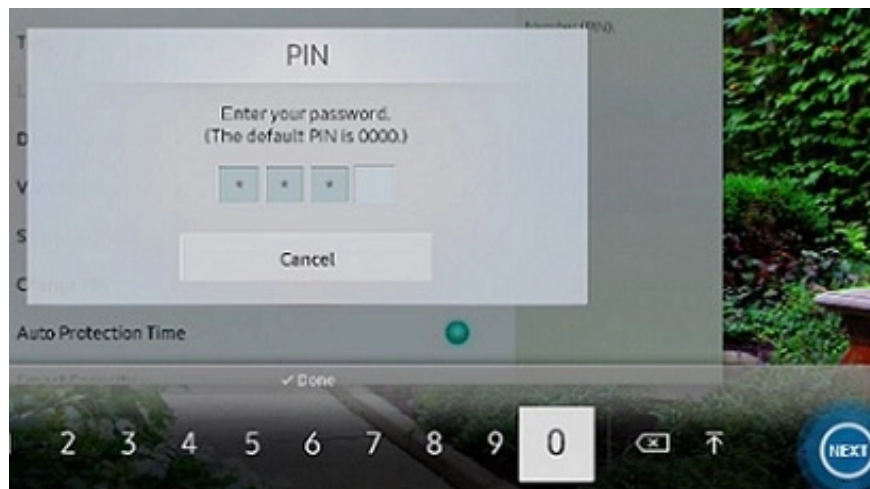
## Step 3: Select System Manager



**Step 4: Select Change PIN**



**Step 5: Enter the old PIN code or the default PIN code 0000**



**Step 6: Enter the new PIN and then re-enter the new PIN in Confirm new PIN**



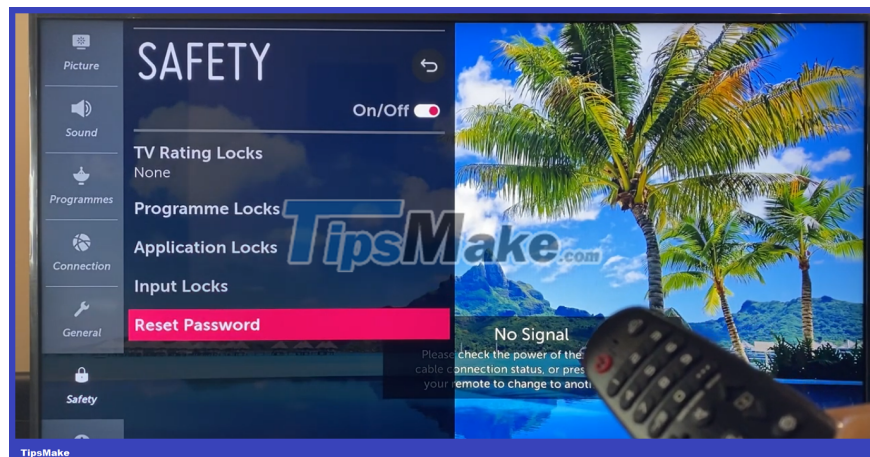
# How to set a password for LG smart TV

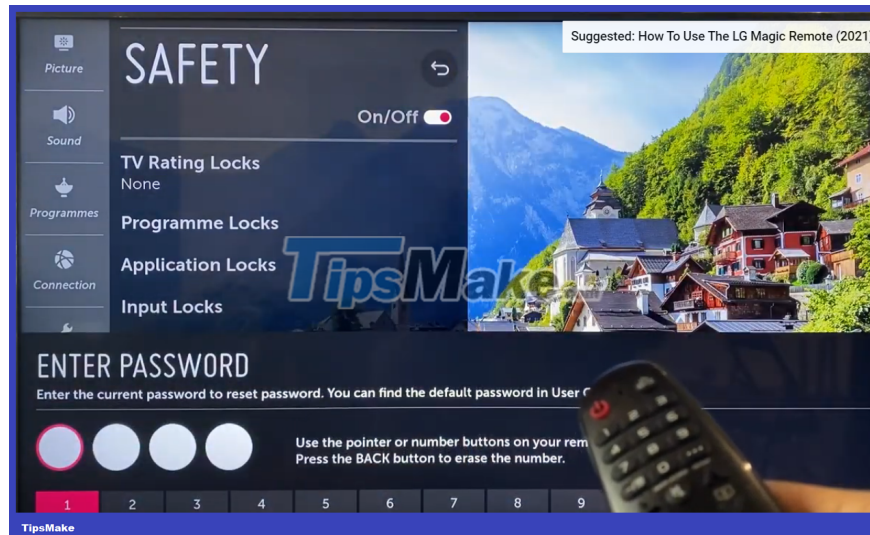
**Step 1:** Press the button with the gear icon (Settings) on the TV remote

**Step 2:** Select **Advanced settings** (gear icon) on the TV screen

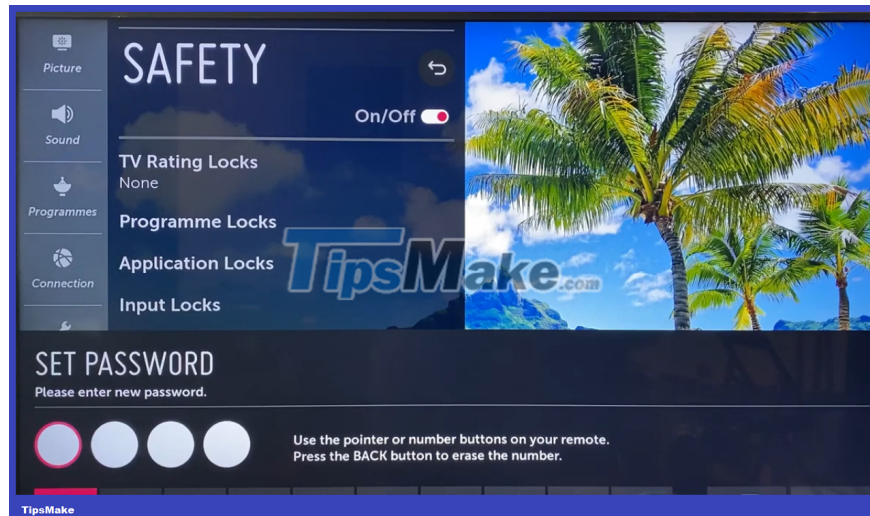


**Step 3:** Select **Safety** -> select **Reset password** -> press **up - up - down - up** on the TV remote -> enter **password 0313** -> select **Done/OK**





**Step 4:** Select **Reset password** -> enter **default PIN 0000** -> Select **OK** -> enter **new password** -> select **OK** -> re-enter **new password**



**Step 5:** Now the screen returns to the same as step 2, slide **the icon on the right corner to Off mode** -> enter a **new password**

## **How to set a password for Sony smart TV**

**Step 1:** Press the **Home** button on the TV remote

**Step 2:** Select **Settings**

**Step 3:** Select **Child Lock**

**Step 4:** Enter **the PIN code you have set up** or **the default PIN code is 0000**

**Step 5:** Enter **the new PIN** and **re-enter it** again to confirm the new PIN

With the detailed and easy-to-understand instructions we provide, you will quickly set a password for your home TV. Good luck!

You finished reading the article "**The fastest and easiest way to set a password for smart TV**" edited by the [TipsMake](#) team. We hope this article has provided you with many useful tech tips and tricks. You can search for similar articles on tips and guides. Thank you for reading and for following us regularly.