

The easiest way to view someone else's private Instagram account.

Like most other social media platforms, Instagram allows users to set their accounts to public or private. Therefore, users who don't follow accounts in private mode won't be able to see the content posted and profile details of that account. In this article, let's explore ways to view someone else's private Instagram account.

There are many reasons why you might want to view someone else's private Instagram account, such as checking out an old friend's status or seeing pictures of attractive people without them seeing your own. If you're looking for ways to view someone's private Instagram, don't miss this article.



How to view posts on a private Instagram account.

Table of Contents:

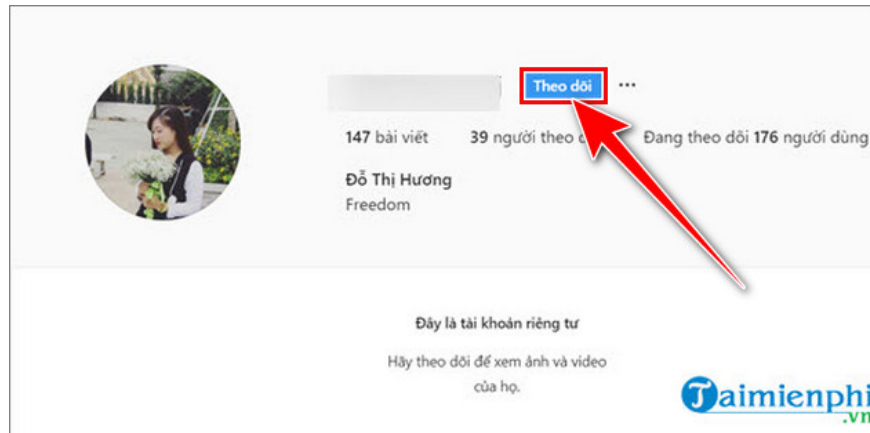
1. Requesting to follow a private Instagram account .
2. Viewing a private Instagram account through a mutual follower .
3. Using Google to view a private Instagram account .
4. Using a third-party app to view a private Instagram account .

How to view someone else's private Instagram account

***Download the latest version of Instagram here: [Link](#) .

1. Send a request to follow a private Instagram account.

When someone sets their Instagram account to private, it means they don't want you to see their posted images, or you need to be a follower to see them. The simplest way to view a private Instagram account is to send a follow request. Even if they don't know you, you still have a chance of your request being accepted if your Instagram account is reputable and authentic.

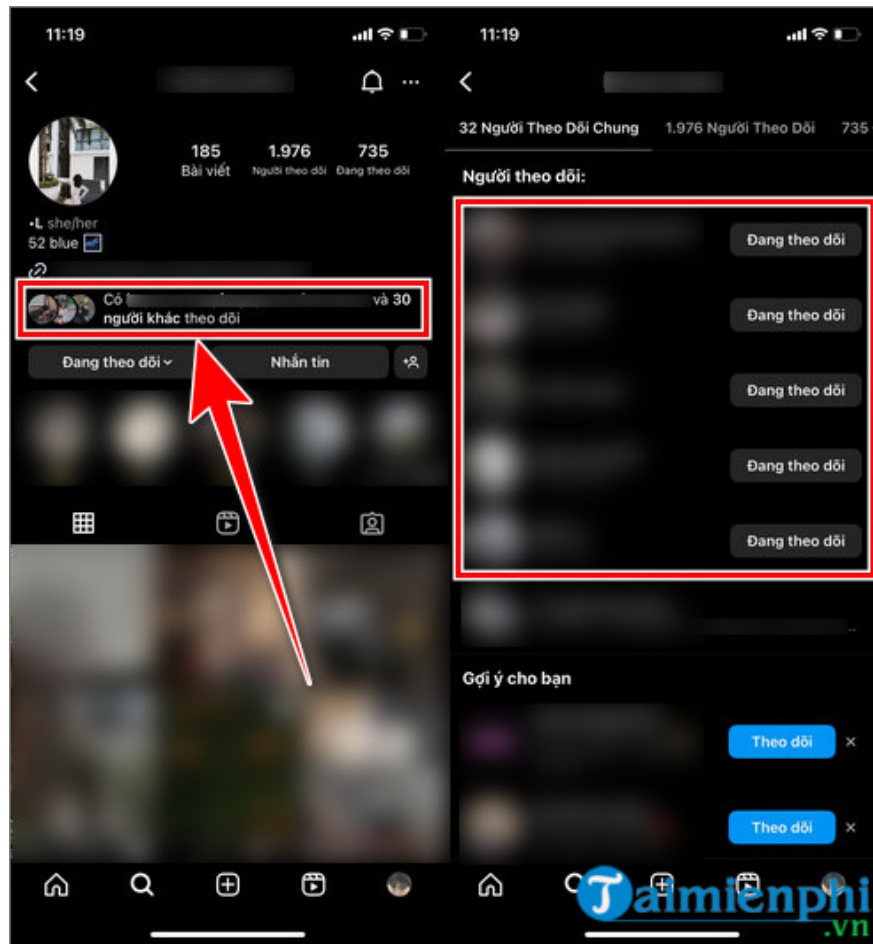


Before you submit your tracking request, here are some ways you can increase your chances of acceptance:

- Have many mutual friends and followers (the more the better).
- Interact with their public comments on other people's posts.
- Make sure your Instagram account has complete information.
- Send them a direct message to introduce yourself.

2. View private Instagram accounts through a mutual follower.

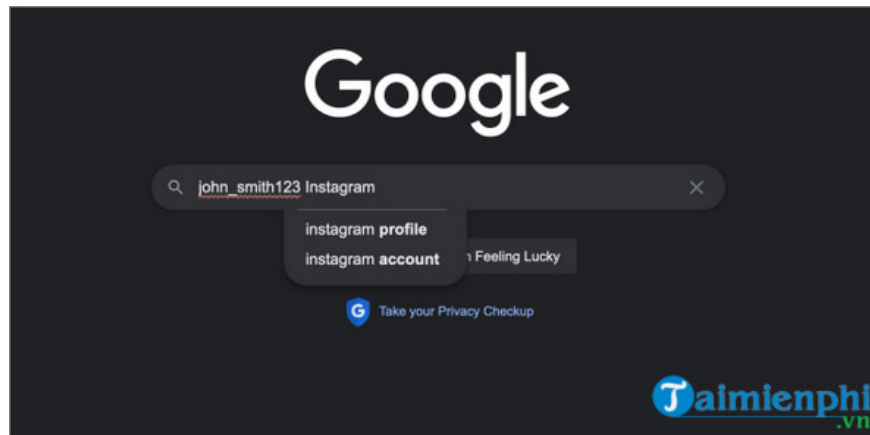
Another method you can try to view a private Instagram account is to ask a mutual friend who is following the private Instagram account you're interested in. This way, you can view the private Instagram anonymously; however, you'll need the mutual friend's consent to follow them regularly.



To find out who your shared followers are, you can open the Instagram app, go to the profile of the user you want to view, and tap the link under their profile picture to access their shared followers list. From there, you can message them to ask if they can help you view their private Instagram account.

3. Use Google to view Instagram privately.

If the two methods above don't work, you can use Google as an image and information search tool to view private Instagram accounts. Based on Google's algorithm, you can search for and view old photos that were previously public. All you need to do is enter **the name or Instagram account name + Instagram** into the Google search bar, then press the search button.



In addition, a Google search can also provide you with information about that user's other social media accounts. Accounts like Instagram and Facebook are often linked, so you can easily access their profiles on other social networks to view and get updates.

4. Using a third-party app to view Instagram privately.

Another way to view private Instagram profiles is to use third-party apps and services. These tools are advertised as being able to bypass privacy settings on personal accounts and allow you to view the content inside them.

However, these applications and services are all paid and may pose risks such as account loss or personal information leaks. Furthermore, using these tools could lead to your account being temporarily suspended or permanently banned. Therefore, you should carefully consider the risks before using these applications and services.

Similar to Instagram, Facebook also allows users to set privacy settings for their posts. While there's no way to absolutely secure your account, you can adjust your Facebook privacy settings to customize privacy settings and better protect your information and data.

Through the advice above, TipsMake hopes that Instagram users will be more cautious when wanting to view someone's private Instagram account without permission. Instagram and Facebook's security systems are extremely sophisticated, so Instagram users should send a follow request to the person they want to view and wait for their acceptance; this is the best solution at the moment.

You finished reading the article "**The easiest way to view someone else's private Instagram account.**" edited by the [TipsMake](#) team. We hope this article has provided you with many useful tech tips and tricks. You can search for similar articles on tips and guides. Thank you for reading and for following us regularly.