

# The easiest tips to get X Particle in Ash Echoes for free

In Ash Echoes, X Particles are an important currency to obtain powerful characters through the gacha system and purchase other valuable items. This article Free Download provides the most effective tips to earn X Particles in Ash Echoes for free.

To optimize your gaming experience and build a powerful team, earning X Particles in Ash Echoes is essential. Here are some useful tips to help you accumulate this resource effectively.

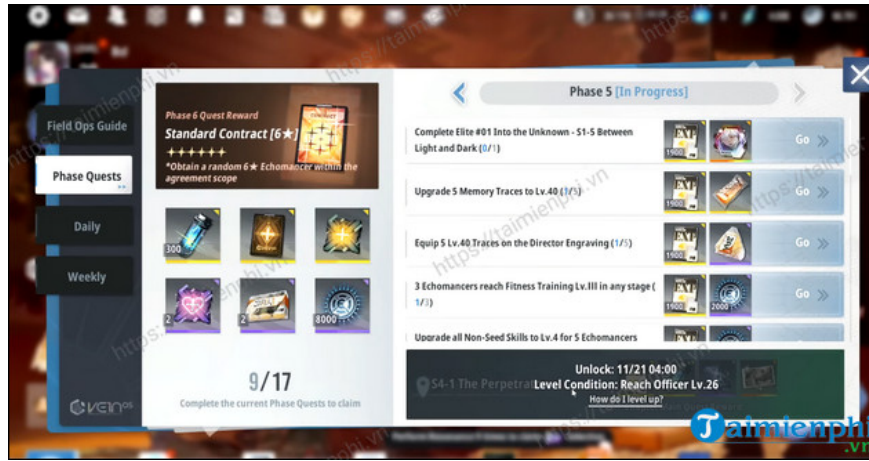


Tricks to get X Particle in Ash Echoes game

## How to Get X Particles in Ash Echoes for Free

### 1. Complete daily and weekly tasks

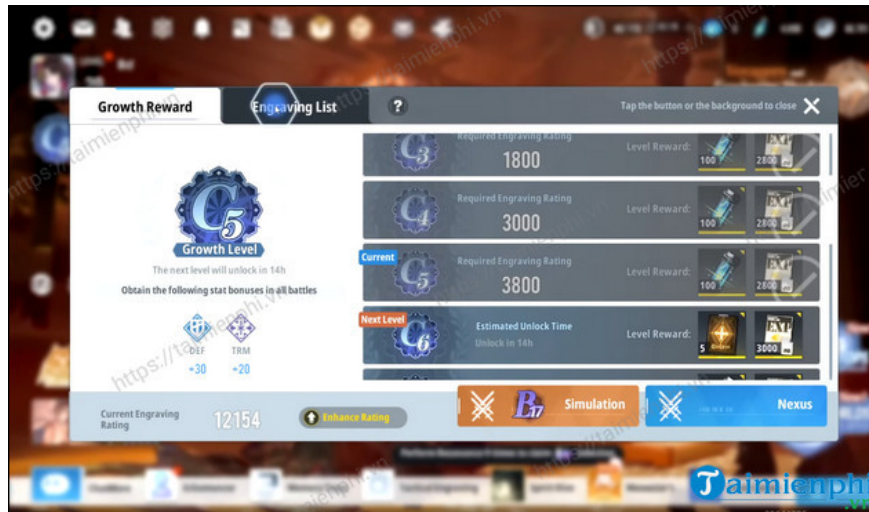
Daily and weekly quests are an effective way to earn X Particles in Ash Echoes. These quests are designed to encourage regular gameplay and usually consist of easy-to-achieve objectives such as fighting enemies, upgrading equipment, or participating in events. Completing these objectives will earn you X Particles along with additional resources such as experience and in-game currency.



Weekly missions often have bigger rewards than daily missions, so don't miss them. Prioritize missions that fit your current progress and team strength to maximize efficiency. Stay consistent and ensure a steady flow of X Particles, helping you build your squad and progress smoothly in the game.

## 2. Log in daily to receive free rewards

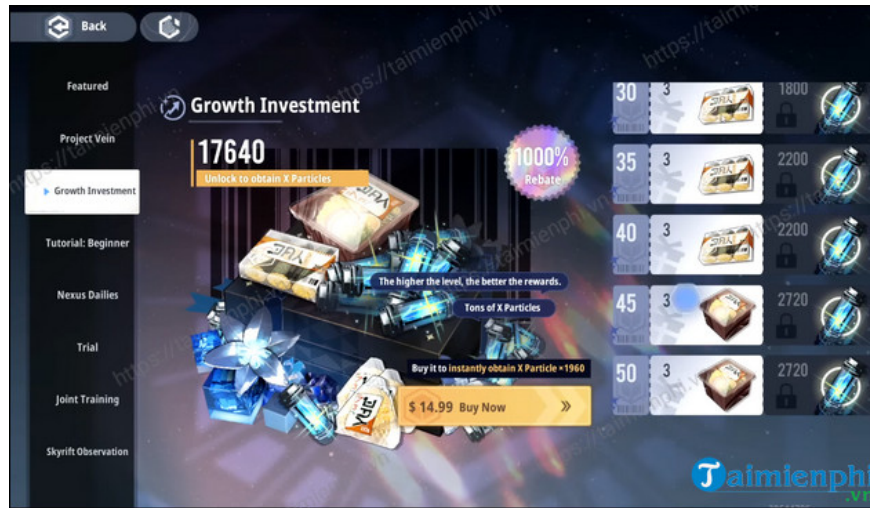
Logging in daily is one of the simplest yet most overlooked ways to earn X Particles. Ash Echoes rewards players for their consistency, with login rewards often including X Particles along with other essential items like boosts or energy refills. Special login events during updates, holidays, or anniversaries often offer higher rewards, sometimes awarding X Particles for consecutive logins.



Even if you don't have time to play much, keep the game open for short periods of time to claim these rewards to ensure you don't miss out. Over time, these small rewards will add up significantly, giving you more opportunities to summon characters or replenish Action Points.

## 3. Participate in limited-time events

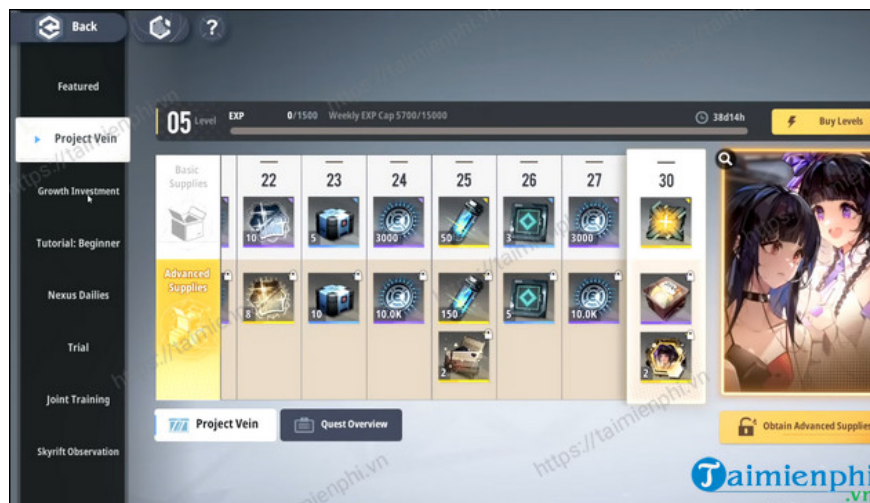
Limited-time events are some of the most valuable ways to earn X Particles in Ash Echoes. These events often feature exclusive challenges and missions tied to special themes or collaborations. By participating, you can even earn currency that can be exchanged for X Particles and other premium rewards. Events typically cater to players of all levels, offering both easy missions for beginners and difficult challenges for experienced players.



Pay attention to the event duration and prioritize completing as many objectives as possible before the event ends. Participating in these events not only provides X Particles but also helps you get rare items and exclusive characters.

#### 4. Level up and progress through the story

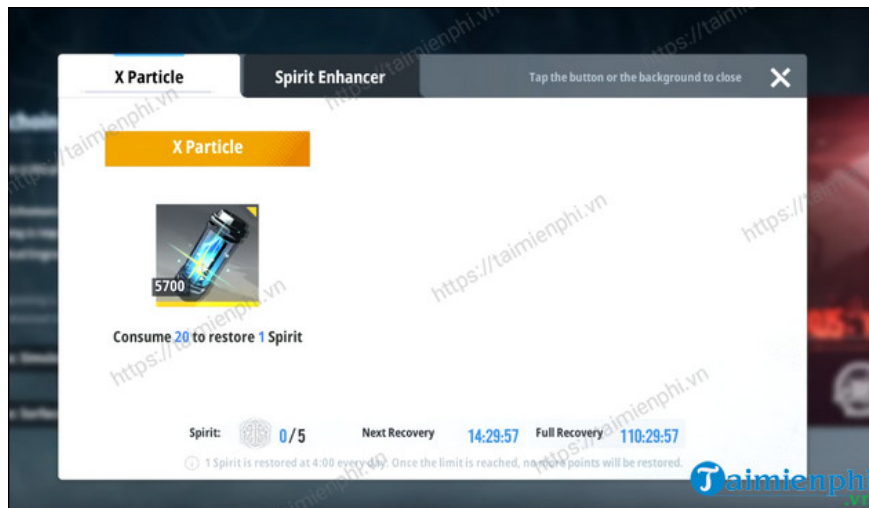
Progressing through the main storyline and leveling up your account are great ways to earn X Particles in Ash Echoes. Each chapter or milestone completed typically rewards players with this valuable currency. Additionally, leveling up unlocks new features and missions, giving you more opportunities to collect X Particles.



Focus on completing story stages and improving your team composition to handle harder content effectively. This method not only gives you X Particles but also strengthens your team, making future challenges easier.

## 5. Participate in special challenges

Special challenges, such as timed dungeons, challenges, or competitive rankings, often offer X Particles as their rewards. These activities are designed to test your strategic planning and team-building skills. While some challenges can be difficult, the rewards are worth the effort. Focus on completing challenges that play to your team's strengths to maximize success.



Prepare in advance by upgrading your character and equipment to increase your chances of winning. Completing these special challenges not only earns you X Particles but also grants other useful rewards that enhance your gameplay.

Remember, earning X Particles in Ash Echoes is essential to maximizing your gaming experience, from recruiting powerful characters to replenishing resources like Action Points. By maintaining daily quests, claiming login rewards, participating in events, progressing through the story, and solving special challenges, you'll ensure a steady stream of this premium currency.

Remember to plan your strategy around these opportunities to optimize your progression and build a strong team. Whether you're a casual player or aiming to play competitively, these **game tips** will help you get the most out of what Ash Echoes has to offer.

You finished reading the article "**The easiest tips to get X Particle in Ash Echoes for free**" edited by the [TipsMake](#) team. We hope this article has provided you with many useful tech tips and tricks. You can search for similar articles on tips and guides. Thank you for reading and for following us regularly.