

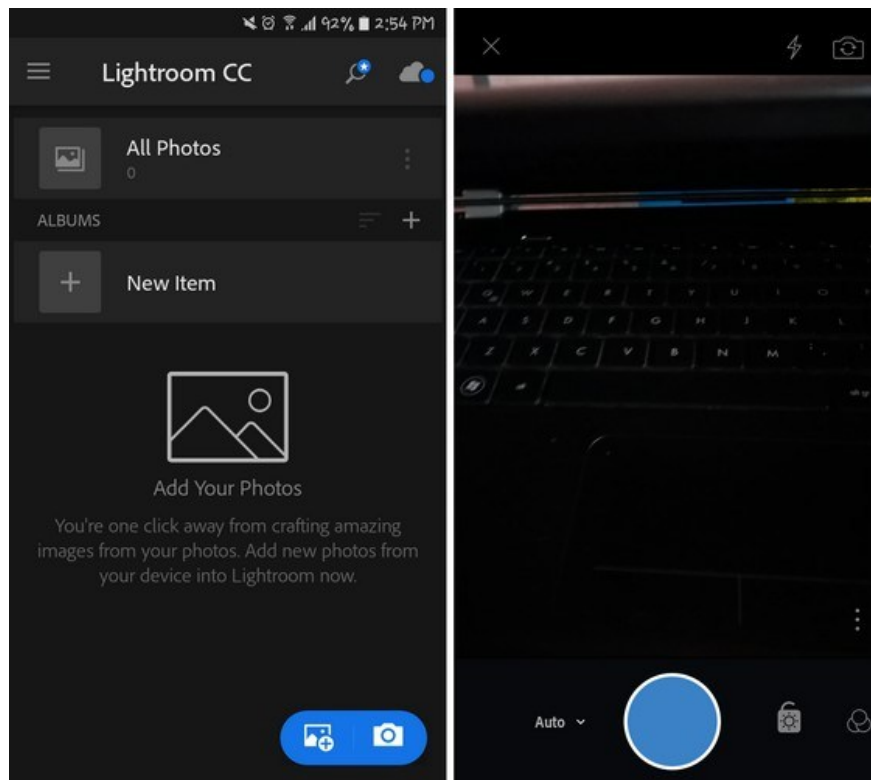
# The best Raw photography app for Android

In raw format, image quality will be improved. You can also modify the parameters of the image. When an Android device stores RAW images, it will store an additional copy of the image. Here are the best raw photography apps for Android.

If you love taking photos, make sure you are no stranger to the Raw image format. This format is tending to be widely used because of its benefits.

In raw format, image quality will be improved. You can also modify the parameters of the image. When an Android device stores RAW images, it will store an additional copy of the image. Here are the best raw photography apps for Android.

## 1. Adobe Photoshop Lightroom CC

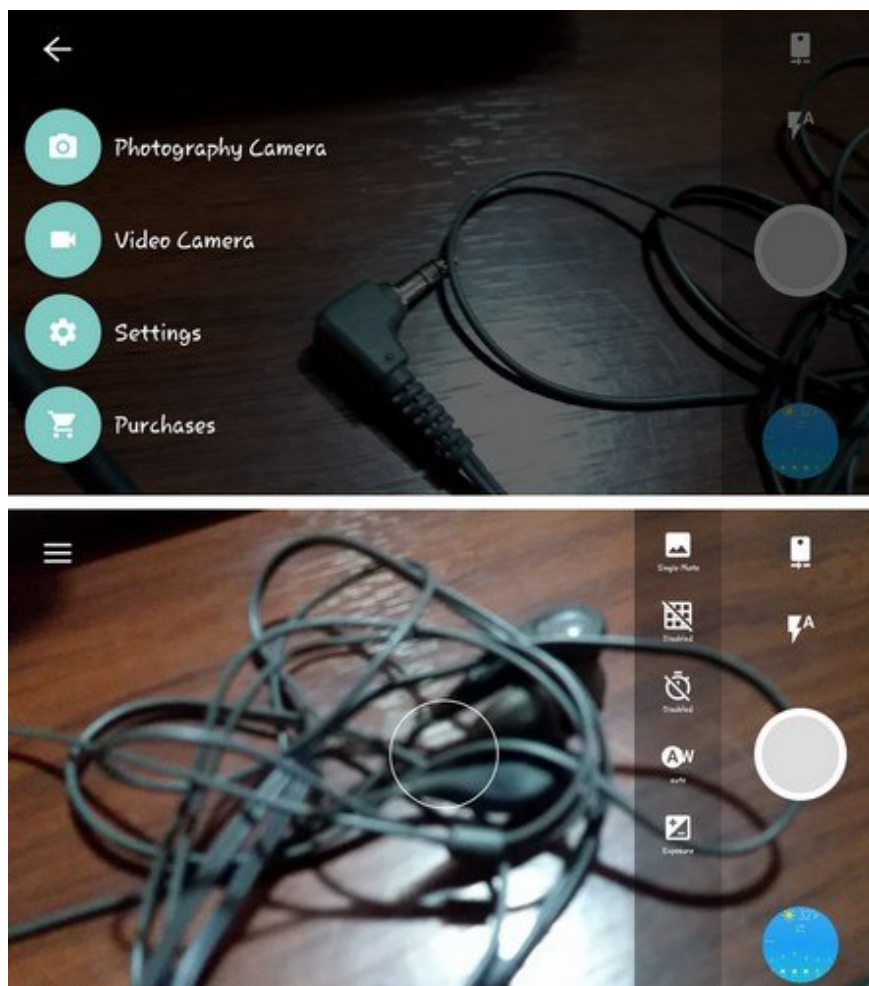


Adobe Photoshop Lightroom is one of the most popular and best applications for **RAW photography** . It also has an image processing function, which can even produce the same results when using a desktop computer. Split-Toning feature - splitting colors of Adobe Photoshop Lightroom helps you get the best photos.

You can also edit the tone curve of the image like the pro version on the computer. With the free version on Android you can use features related to organizing, capturing and sharing photos.

And with the upgrade, you can edit photos on Android, have a portfolio (capacity profile), can make selective adjustments, tag photos, import images from USB drives, and enjoy collections Photo set and geometric slide tool.

## 2. Footej Camera

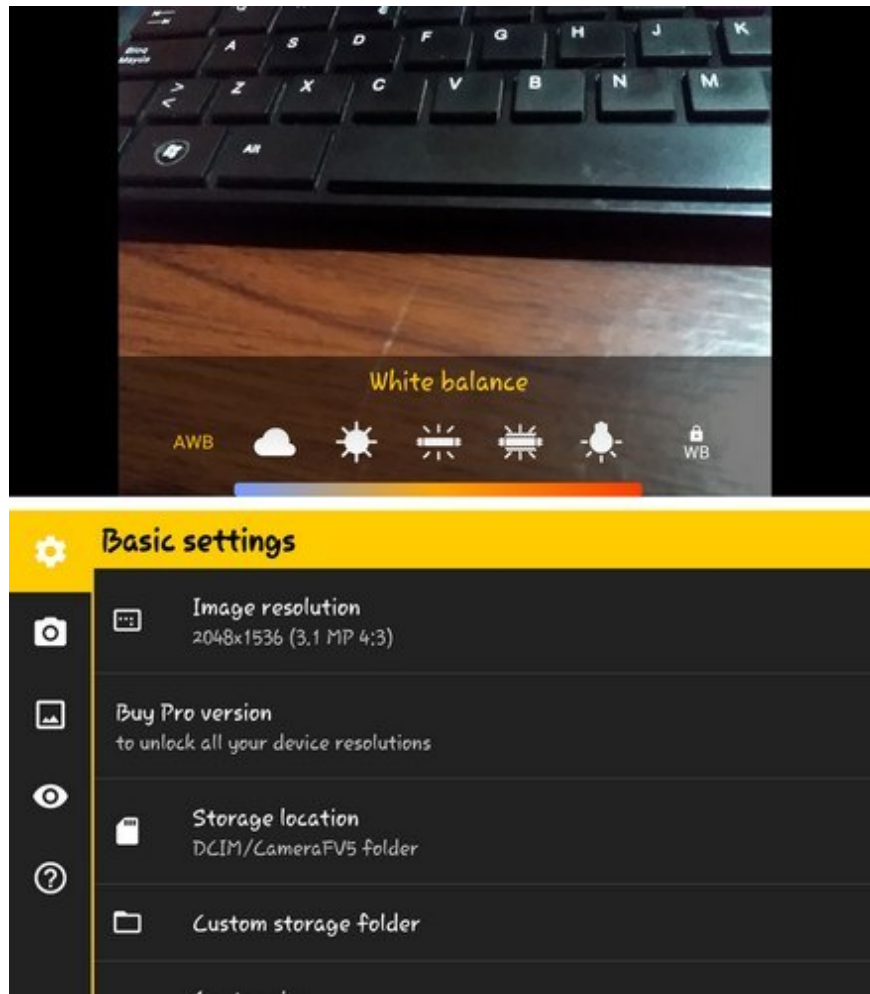


Footej Camera is another choice for **raw photography on Android** . It has a simple interface but many features. You can perform various camera adjustments such as changing the shutter speed, ISO setting, focus, white balance, focal length and exposure.

The application allows to use the camera2 API of Android (if the device supports it), burst mode, selfie light, panorama mode (if supported devices), and take photos while recording videos.

If you upgrade to the Premium version, you will get better quality JPEG images, videos longer than 5 minutes, GIF images with high resolution, antibanding at 50Hz.

## 3. FV-5 Lite Camera



If you like using cameras like DSLRs, you'll love the FV-5 Lite Camera. The application allows you to change focus, ISO, white balance, exposure compensation, and shutter speed. In addition, you can use Program mode to take photos at a specific ISO index. Speed ??Priority mode allows for fast shooting with the fastest shutter speed.

The feature list of the application includes automatic shooting, continuous shooting, manual, Exposure Bracketing and histogram. In app settings, you can make changes to image resolution, change storage location, open files from custom storage folders, use geotags, maximize screen brightness and select the grid composition you want to use.

In addition to the above three applications, you can also take raw photos with Open Camera and VSCO.

See more:

1. How to take RAW photos on iPhone
2. How to view raw images on Windows 10
3. Photoshop Online

You finished reading the article "**The best Raw photography app for Android**" edited by the [TipsMake](#) team. We hope this article has provided you with many useful tech tips and tricks. You can search for similar articles on tips and guides. Thank you for reading and for following us regularly.