

The best free icon creation tools

Icon is a small image used for different applications, programs or websites. Below is a list of the best software and website icons. You can create icons from scratch or convert simple images into icon formats.

Icon is a small image used for different applications, programs or websites. If you want to create an icon, you can use Adobe Photoshop because this is the best way to create an icon. However, Adobe Photoshop is a heavy program, and the process of creating icons with this software is very time consuming. If you want to find a tool to save you time, you have come to the right place. Below is a list of the best software and website icons. You can create icons from scratch or convert simple images into icon formats. Save it in PNG or ICO format and at other standard sizes.

The best free icon creation tools

1. The best free icon creation software

1. Efiresoft Image to Icon Converter
2. IconMaker
3. Free Icon Maker
4. SimplyIcon
5. Image 2 Icon Converter
6. ImagiCon
7. Clockmaker Icon Generator
8. XnView
9. IconMaster
10. IcoFX Portable Edition
11. Falco Icon Studio
12. Junior Icon Editor
13. Iconion

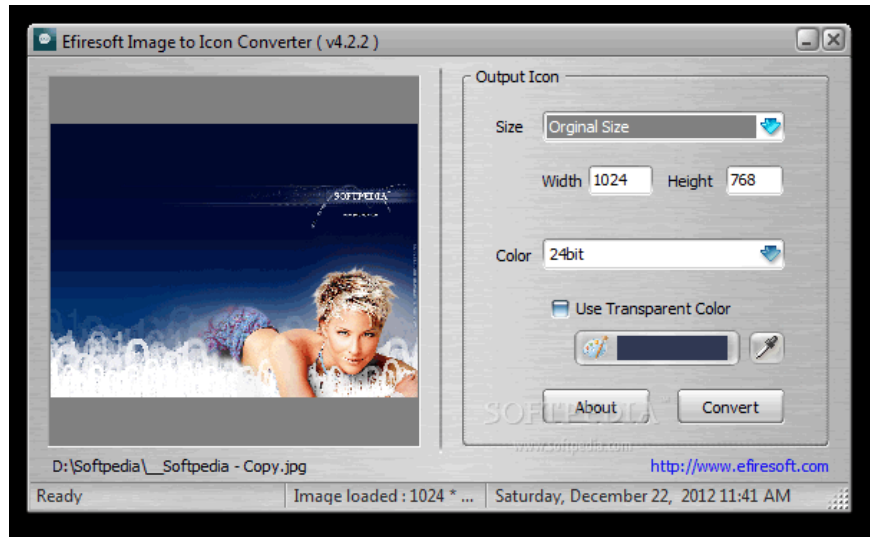
2. Best free icon creation website

1. E-mail Icon Generator
2. Makeappicon.com
3. Iconizeme.com
4. FavIcon Generator
5. Favicon-generator.org
6. Launcher Icon Generator
7. Pic2Icon.com
8. RealWorld Icon Editor
9. Picture To People

The best free icon creation software

1. Efiresoft Image to Icon Converter

<https://www.softpedia.com/get/Multimedia/Graphic/Image-Convertors/Efiresoft-Image>

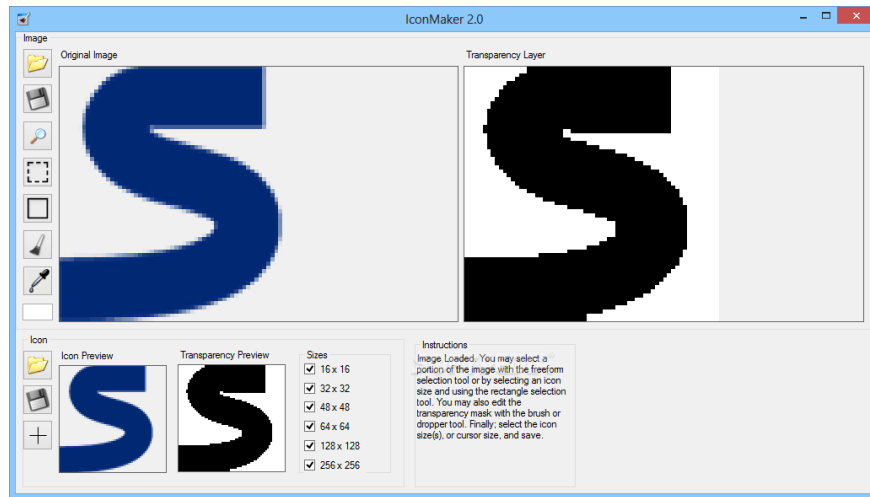


With Efiresoft Image to Icon Converter, you can convert ordinary images into icons and personalize shortcuts for applications, folders and files. It supports GIF, BMP, JPG, PNG and ICO files. Add images to the main frame to convert by drag and drop. You can edit output icon settings, choose size, color.

1. How to convert images from JPG, PNG to ICO and vice versa

2. IconMaker

<https://www.softpedia.com/get/PORTABLE-SOFTWARE/Multimedia/Graphics/Inedo-Icon-M>

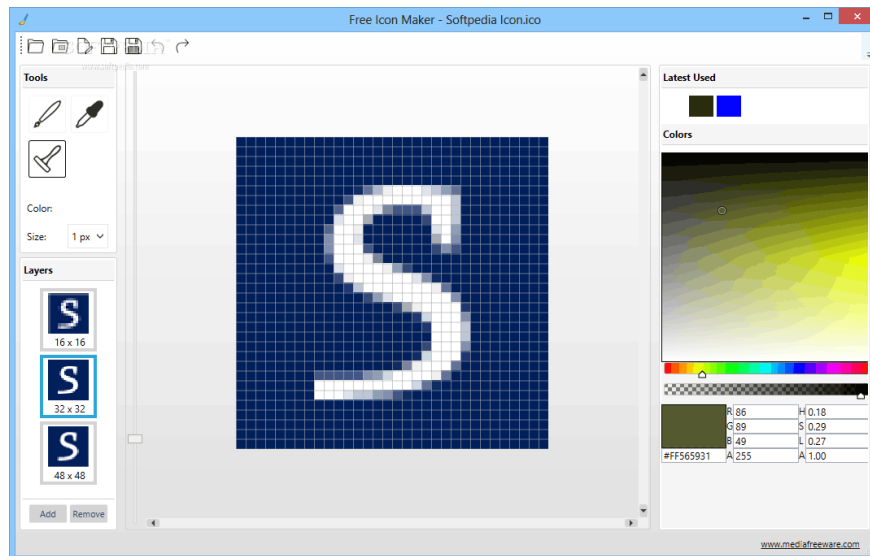


IconMaker is a comprehensive application that allows converting images in GIF, JPG, ICO or PNG format into icons by selecting the size, editing pixels. The software can easily convert regular image formats into icons. IconMaker's user-friendly layout contains important tools arranged in the left part of the main window. Use the four preview frames to see the original, transparent, transparent image icons.

You can choose the icon size from 16x16 to 256x256, work with editing tools like zoom, selection tool, transparent brush and dropper. The software can also create pointers using unique dedicated options.

3. Free Icon Maker

<https://www.softpedia.com/get/Desktop-Enhancements/Icons-Related/Free-Icon-Maker>



Create simple icons with the help of an intuitive and simple program like Free Icon Maker. This software is useful for designers who want to create website icons and programs themselves. Its neat and intuitive interface is minimalistic, providing limited functionality and functionality.

To create a new icon, click the **Create New Ico** button to select the size in pixels. You can choose available sizes or enter custom height or width values. In addition, users can also open existing and edited ICO files with interesting tools like Eraser, Pen and Color Picker. You can even create icons with multiple layers and forms of different sizes.

4. SimplyIcon

1. Download SimplyIcon for Windows

SimplyIcon is a simple program that allows to create automatic icons with dimensions of 16x16, 24x24, 32x32. Create Windows icon file (ICO format) by dragging and dropping images into the working environment. In addition, this software can create 128x128 size if the original image is larger than or equal to 128x128. If you want to use SimplyIcon properly, you should install the .NET Framework on the system. It has fast response time and no harm to computer performance.

5. Image 2 Icon Converter

1. Download Image 2 Icon Converter for Windows

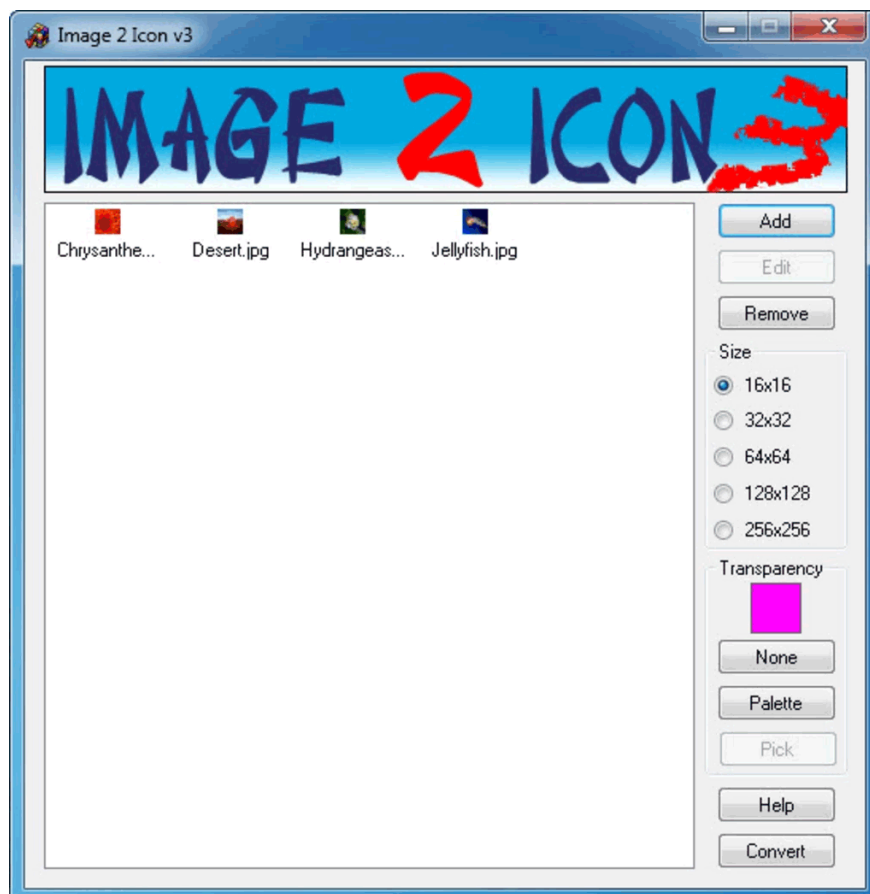


Image 2 Icon Converter is the choice for those who want to convert images into icons. To convert, you need to select the image you want to convert and click the **Convert** button. If you want to convert multiple images, you can do it at the same time by simply selecting a group of photos and performing a batch conversion.

6. ImagiCon

1. Download ImagiCon for Windows

ImagiCon is very easy to use software to convert large amounts of files to and from ICO, PNG, BMP and JPG image formats. ImagiCon's intuitive interface has a small window for adding photos using drag and drop options. In the Options menu, you can select the output format, quality and file name.

In addition, users can convert images by using the pixel size or slider to adjust the size, white or black filter, flip vertically or horizontally, modify icon settings related to transparency, size. You also have the option to change the background color of the icon with this tool.

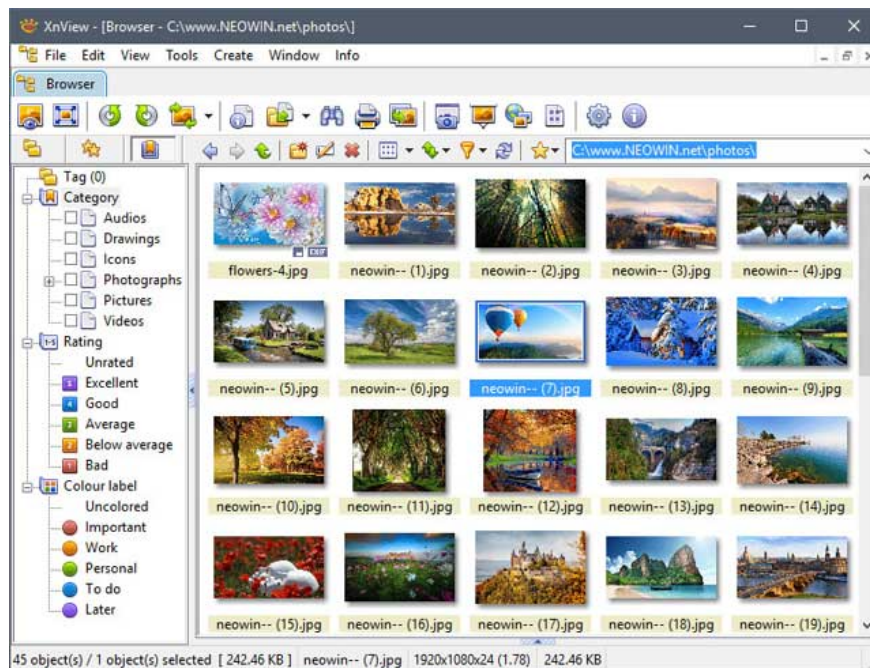
7. Clockmaker Icon Generator

<https://www.softpedia.com/get/Desktop-Enhancements/Icons-Related/Clockmaker-Icon-Generator>

Clockmaker Icon Generator is a handy and reliable icon creation program. You can create Web 2.0 or CS3 icons by three-step process: select colors, enter characters and save. The program helps you create icons with four different sizes. Creating an icon is a simple process with Clockmaker Icon Generator, but you need to download Adobe AIR to work with this icon creation software.

8. XnView

1. Download XnView for Windows



XnView is a simple application that allows users to view images as well as convert and organize them easily. The interface of the application is highly customizable and easy to understand. You can open multiple photos at

once by tab. The application's context menu allows users to batch convert, rename, delete or copy to specific folders, send photos to friends via email, tag, rate, set as wallpaper, etc. You have Can convert images from one format to another and support common image formats like PNG, JPEG, BMP, and TIFF.

9. IconMaster

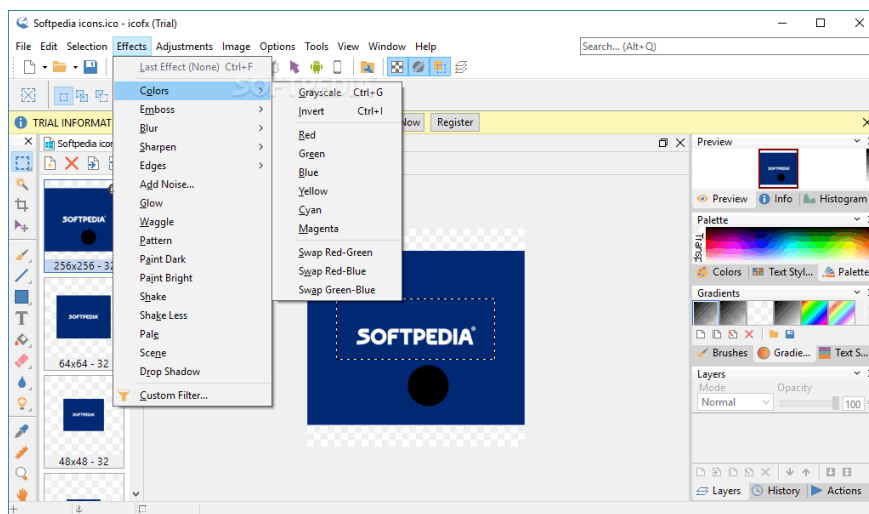
<https://www.softpedia.com/get/Desktop-Enhancements/Icons-Related/Icon-Master.shtml>

IconMaster is an effective application that converts BMP images into icons for your computer and corrects transparency, size and color range. It provides a simple way to convert ordinary images into 24-bit icons. To make the conversion result more beautiful, you need to adjust some parameters after opening the BMP file.

The simple and neat interface allows users to select icon sizes with three options including 16x16, 32x32 and 48x48 with 16 color ranges, 256 colors, 24 bits and 16 bits.

10. IcoFX Portable Edition

<https://www.softpedia.com/get/PORTABLE-SOFTWARE/Multimedia/Graphics/Windows-Porta>

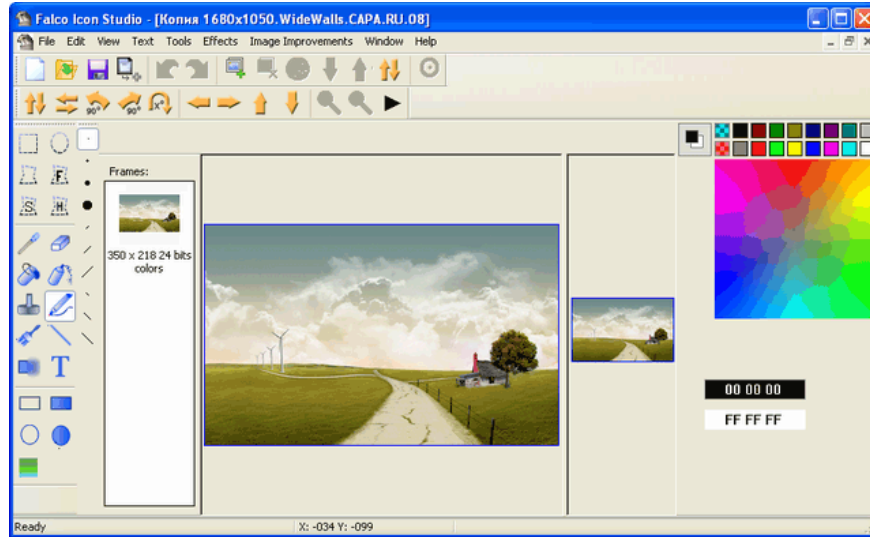


IcoFX Portable Edition is a professional icon and cursor editing software, providing support for Windows and Mac icons. It helps create favicon and extract icon from image. This is portable software so you don't need to install it just run it. The interface is similar to the standard graphics editing program.

In addition, you can select colors from the palette, flip or rotate images, zoom in, zoom out, preview the results. Users can apply different effects and adjust the contrast, brightness, saturation, opacity, color balance, shadow, image size and others. Create Window icon or cursor, copy image, change interface language, use batch processing feature, display tips when starting is also one of the capabilities of this software.

11. Falco Icon Studio

1. Download Falco Icon Studio for Windows

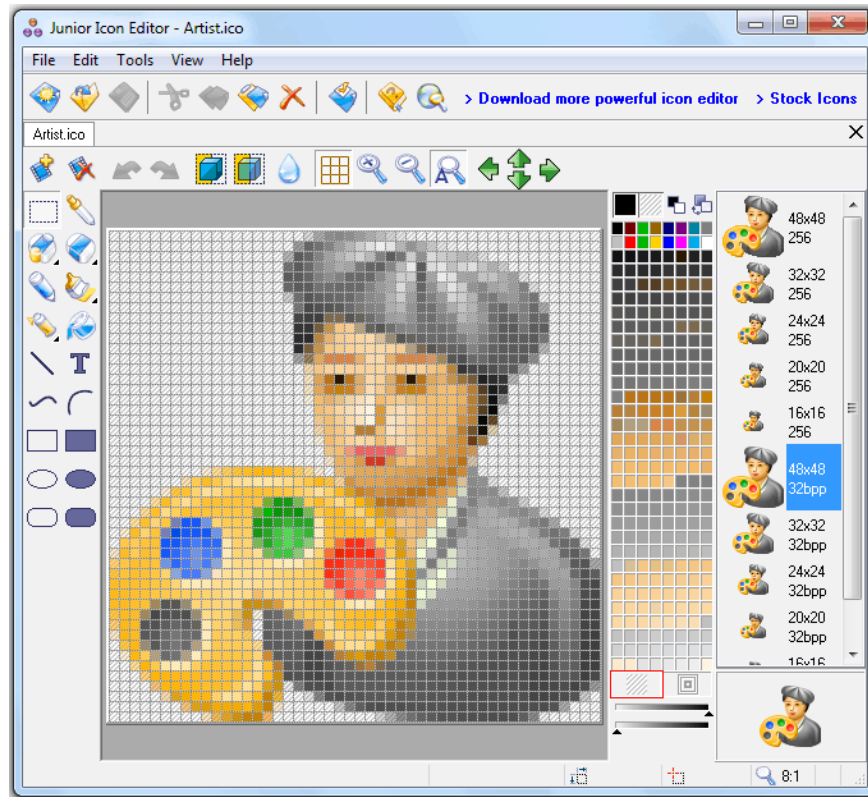


Falco Icon Studio is a simple program to create images and save them in ICO or GIF format. Then, you can upload them as avatars of the forum. This neat and clean program is very useful for creating, editing and managing icons. It can use many popular image formats to save multiple icons of different sizes and all color systems.

Falco Icon Studio supports a comprehensive working environment for new graphic producers and professional designers to create interesting icons for application programs, software products, games, etc.

12. Junior Icon Editor

<https://www.softpedia.com/get/Multimedia/Graphic/Graphic-Editors/Junior-Icon-Editor.html>



Junior Icon Editor is a user-friendly program that allows you to create icons from scratch or create a new icon from an existing image. It has a set of functions that help create a new icon by specifying colors and sizes. Junior Icon Editor provides many editing tools that allow inserting rectangles, lines, rounded rectangles and ellipses.

You can choose colors for each object, draw curves and arcs, use the color picker, brush, pencil and eraser and set the transparency of the image. Users can zoom in or out, undo actions, rotate or flip images, perform basic editing tasks and save edited icons into various formats such as XBM, XPM, ICO and PNG. Use hotkeys to better control and view file attributes such as name, source file, format and file size.

13. Iconion

1. Download Iconion for Windows

Iconion is a reliable program that allows creating complex icons by using predefined options. You can apply different image editing tools like borders or shadows to add complexity to the icon. Set a gradient for the icon to increase its color variety and elegance. Turn the icon to a specific angle to turn the square icon into a diamond shape.


Adjust the transparency and opacity of the image accordingly and save it as PNG. Program to save the final design in JPG, BMP and PNG format. Iconion uses vector-based models to save the icon into 32px or 1024px standard without losing quality.

1. Some online photo resize services

Best free icon creation website

1. E-mail Icon Generator

<https://services.nexodyne.com/email/index.php>



(Use the promo-code "NHCHEAPO" to waive the setup fee on all pay-monthly plans!)

E-Mail Icon Generator

For Gmail, Hotmail, MSN, Yahoo!, AOL and many more!

Enter your e-mail address:

@ GMail . com [Provider not available? Click here!](#)


11,599,580 hits since 23rd June 2005.

You may also be interested in our other services:

- [The Nexodyne Stock Exchange \(NXSE\)](#) - A free mock stock exchange that works just like the real thing.
- [FreePolls](#) - A free polling system for use on your weblog, homepage or even in e-mails.
- [Iridium DigitalID Service](#) - Free DigitalIDs for use in encrypting e-mails, AOL Instant Messenger conversations and on SSL webservers.
- [Nexodyne Forums](#) - Our forum, dedicated to games, cheats and general discussion.

Like this service? Use Bitcoin? Donate to: 1LYogtJExoinAVisqK7YWFjyJxpQ6ZzoIE

Questions or comments? Click the image below to e-mail feedback:

 QandC@Nexodyne.com


Please read our [privacy policy](#) and [FAQs](#)

Disclaimer: We are not in any way affiliated with any of the mail providers above. Obtaining an icon through this service does not enable you to use the corresponding e-mail address unless you have signed up for it with the relevant mail provider.

This online tool allows you to create beautiful email icons from your address. It creates icons for many email service providers like Gmail, Yahoo !, MSN, Hotmail, etc.

1. Top free email services

2. Makeappicon.com



MakeAppicon
Generate App Icons of all sizes with a click!
Tweet 2,340 Like 8.4k


We create Mobile Apps and Digital Products

OURSKY

Want Photorealistic Mockups?
[Try it Free](#)

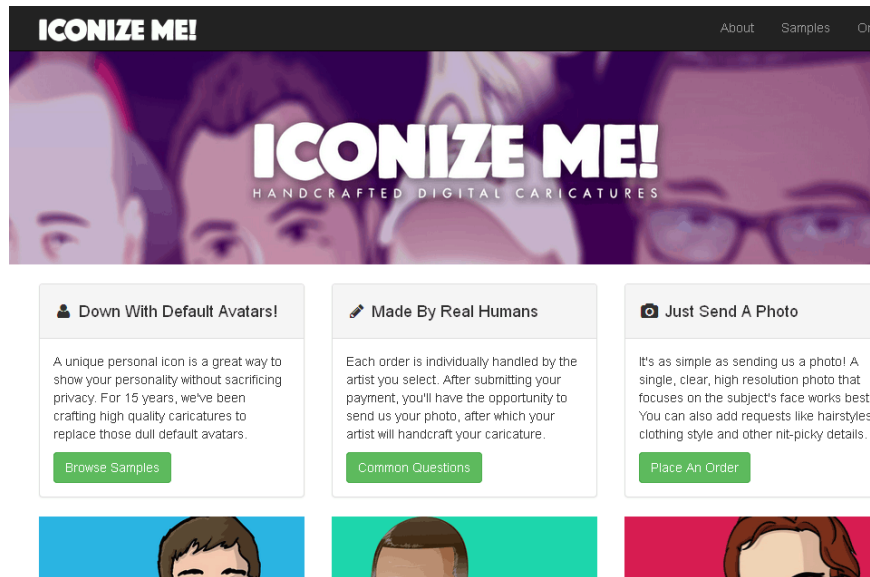
Drop your design file here

We support jpg, png and psd.
Best results with images at 1024x1024 pixels.



MakeAppicon is an online tool for creating powerful icons for iOS and Android applications. It allows users to resize, optimize icons in various formats, sizes for mobile applications.

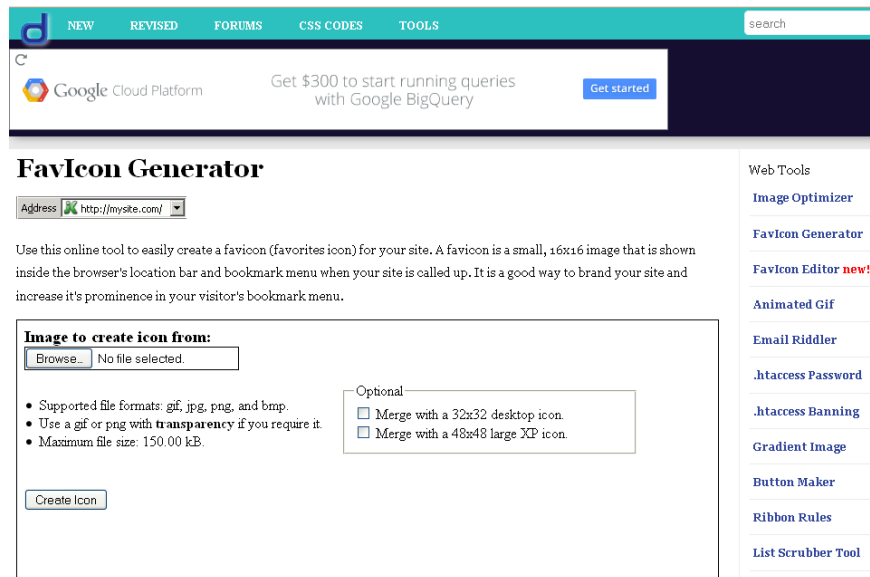
3. Iconizeme.com



If you want to create personal icons, Iconize ME is a great online tool for you. Personal icons look unique when used on social networks and blogs.

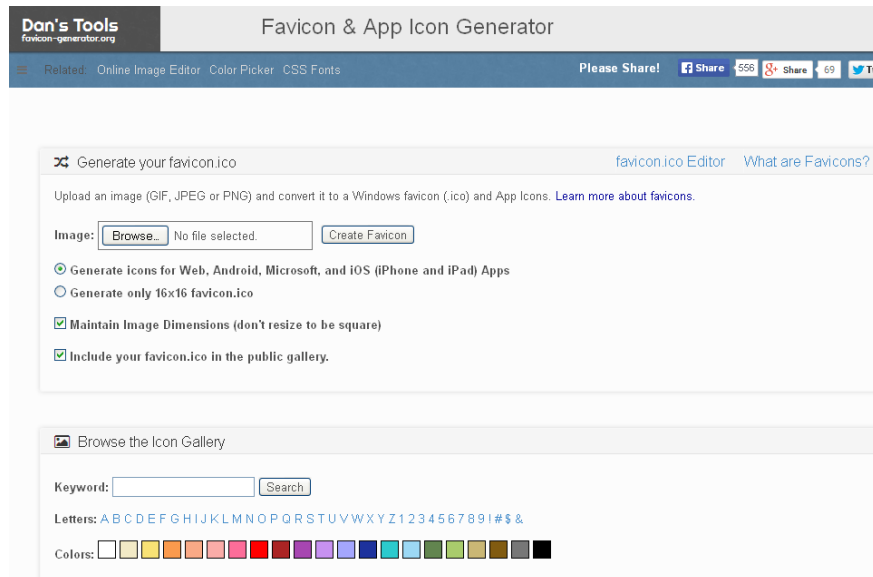
4. FavIcon Generator

<http://tools.dynamicdrive.com/favicon/>



FavIcon Generator is the ideal online tool to create your favorite icon for web pages from images. The tool allows downloading image files and selecting output formats like GIF, JPG, PNG and BMP.

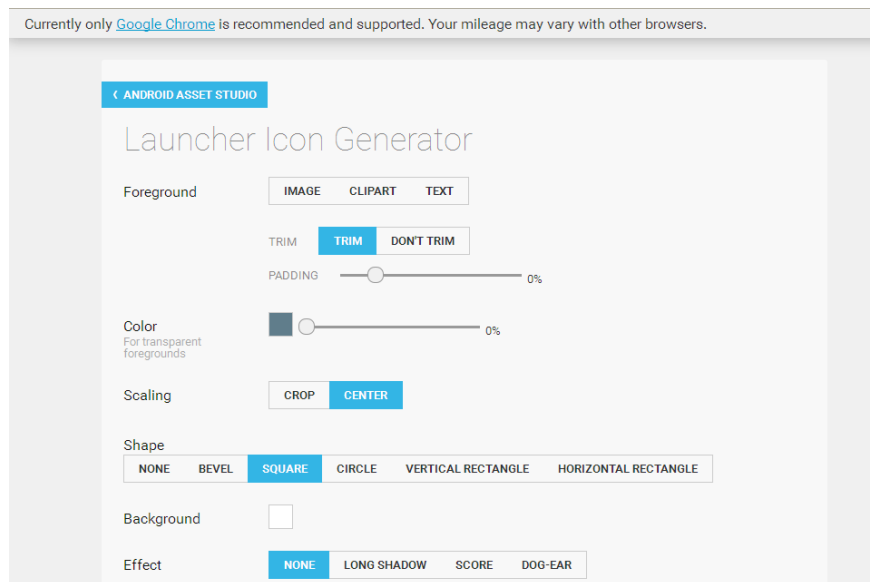
5. Favicon-generator.org



This tool allows you to download images in GIF, JPEG or PNG format and convert it into ICO format. Users can use it to create icons for websites as well as icons for iOS, Microsoft and Android applications.

6. Launcher Icon Generator

<https://romannurik.github.io/AndroidAssetStudio/icons-launcher.html>



This online tool comes from Android Asset Studio to help create web icons for Android apps. You can create icons from images or text. In addition, Launcher Icon Generator offers many features to choose colors, shapes, backgrounds and effects.

7. Pic2Icon.com

Pic2Icon - Free Icon Generator
Pic2Icon is a free web application that helps to create icon quickly, it's easy to use and no installation needed

Easy Steps To Create Icon From Picture:

1. Select the icon type from below.
2. Upload your own photo or image file.
3. Apply the settings of preferences options and special effect for the icon.
4. Generate the icon file and download it.

Windows XP Icon Windows 7 Vista Smartphone & WinCE Website FavIcon Icon Format Conversion Apple iPhone & iPad

Pic2Icon is a free icon creation tool and provides tons of features to apply effects to your icons. In addition, it also provides tools for converting icon formats and creating icons for Windows 10, 7, Windows XP and Iphone, iPad icons.

8. RealWorld Icon Editor

http://www.rw-designer.com/3D_icon_editor.php

RealWorld Icon Editor ...everyone can make icons...

Log-in or register
Google Custom Search Go

Software Gallery Help Forum People

Icon editor Cursor editor Photos Paint µTools Web apps Support Links

Home » Software » RealWorld Icon Editor What's new Screenshots Licensing & e-shop

RealWorld Icon Editor 2010.1
"The all-in-one icon tool." - rss feed

34 64 178 896
Tweet +1 Like

Download

RWIconEditor32.msi (12.2 MB)

Portable version: RWIconEditor.zip (13.4 MB)
64-bit edition: RWIconEditor64.msi (13.6 MB)

System requirements

- Windows 2000, XP, Vista, or 7
- Pentium or compatible, 256MB memory
- Mouse, truecolor display, 40MB HDD

★ Top quality Tutorials It's living

This online tool allows you to create icons from many image file formats. RealWorld Icon Editor provides features to create icons from 3D models.

9. Picture To People

<http://www.picturetopeople.org/logos/generator/3d-tech-social-icon-logo-generator>

Home | Photo Effects & Filters | Text Logo Makers | Photo Frames | Photo Editor

f g+ t Search

Tech and Social 3D Logo Generator

Here you have a handy free online icon designer that can create customizable 3D social icons or tech logos from many of the most known brands, sites and softwares.

Create high quality custom 3D icons or logos with transparent background (optional) by using this easy social icon generator.

People who use this tool usually also use:


- [Online Text Effects;](#)
- [Online Light and Glow Text Effects;](#)
- [3D Graffiti Text Effect Creator;](#)

Picture to ...
Like Page

News & Support

[How to Use](#)
[Discussion Group](#)
[Text Effect Tutorials](#)

Top Text Makers



Picture To People is an online place to create logos and 3D icons. This tool allows mobile application developers to create logos and 3D icons for websites, merchants and software products.

You finished reading the article "**The best free icon creation tools**" edited by the [TipsMake](#) team. We hope this article has provided you with many useful tech tips and tricks. You can search for similar articles on tips and guides. Thank you for reading and for following us regularly.