

The best ad blocking software for computers

The best ad blocking software for computers. Adblock is an extension with ad blocking feature on Chrome, Firefox, with the ability to remove Flash animations, pop-ups, ads from Facebook, YouTube and many other types of ads from c.

When we surf the web, it will certainly feel uncomfortable when many ads appear to cover the content of the site. There are also ads hidden under the website or links when we click on the ads that will open to a new tab or show up on the screen to be extremely annoying, not to mention there are ads. The fox is very offensive. That's why ad blocking apps are created, which will help clean websites from ads so that the browser will not have to waste time downloading ads and the browsing speed is significantly increased. . And in this article, Thuthuatphanmem.vn will introduce to you an ad blocking tool that is considered to be the best currently and is trusted by many people that is the Adblock ad blocking utility.

Adblock is an extension with ad blocking feature on Chrome, Firefox with the ability to remove Flash animations, pop-ups, ads from Facebook, YouTube and many types of ads from websites. This is the best ad blocking tool and is used by many people today.

1. Install Adblock for Chrome browser

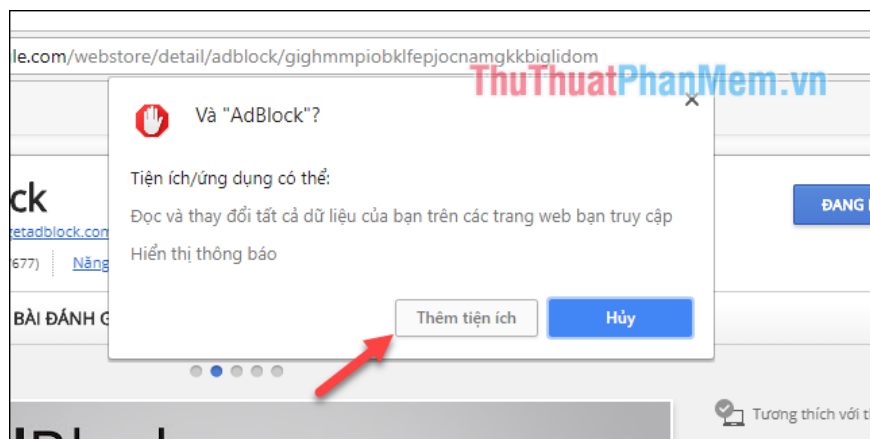
To install Adblock for Chrome, please visit the following link:

<https://chrome.google.com/webstore/detail/adblock/gighmmpiobklfepjocnamgkkbiglidom>

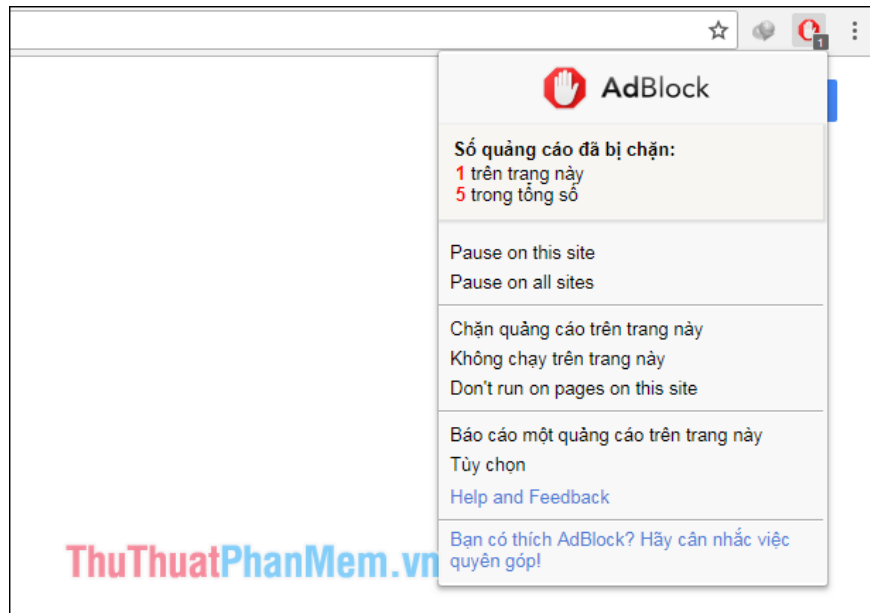
After accessing the link you will be taken to the interface as below and click **ADD TO CHROME** to install Adblock into the browser.



When prompted, select **Add utility** to confirm the installation.



When successfully installing the corner on the browser will appear a hand icon as shown:

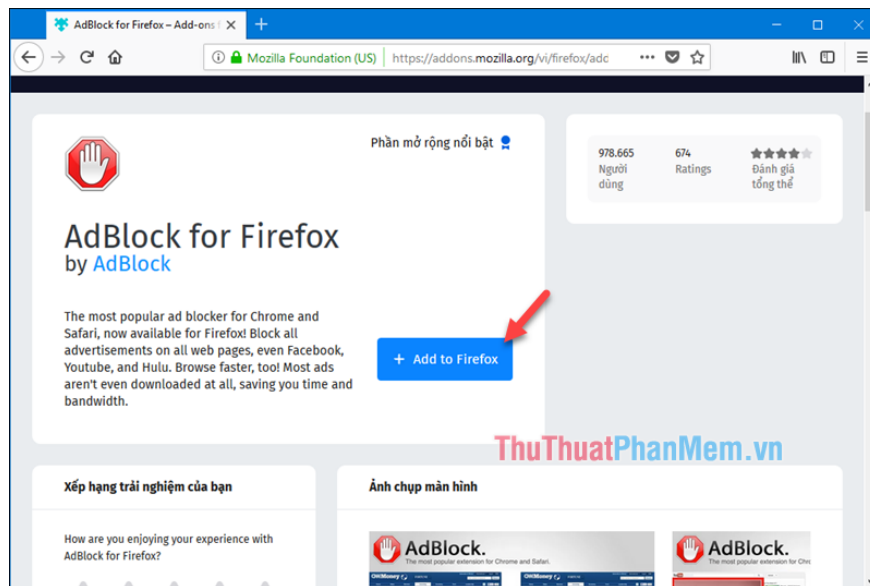


2. Install AdBlock for FireFox browser

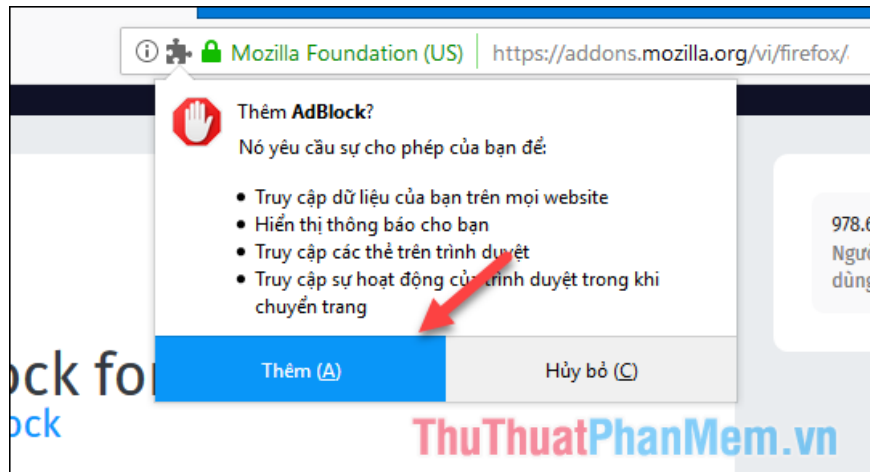
To install AdBlock for FireFox, visit the following link:

<https://addons.mozilla.org/en/firefox/addon/adblock-for-firefox/?src=search>

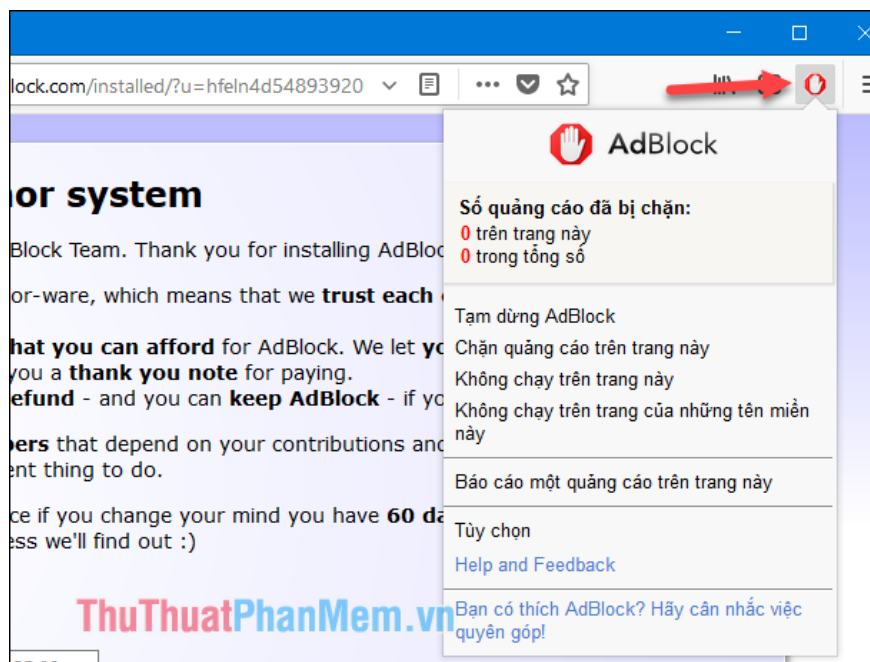
After accessing the link, select **Add to Firefox**



When the notice you choose **Add**



Upon successful installation, there will be a hand icon on the browser corner as shown:



Above Thuthuatphanmem.vn introduced to you the best ad blocking utility today, thank you for following the article. Good luck!

You finished reading the article "**The best ad blocking software for computers**" edited by the [TipsMake](#) team. We hope this article has provided you with many useful tech tips and tricks. You can search for similar articles on tips and guides. Thank you for reading and for following us regularly.