

# The best 5 free stock market monitoring apps for Android and iOS

Investing in the stock market is an important part of most people's financial planning. It is a great way to prepare for retirement or simply earn extra income.

Investing in the stock market is an important part of most people's financial planning. It is a great way to prepare for retirement or simply earn extra income. And technology has helped people start making online investments much easier.

Although going deep into the stock market seems like a huge task, especially for beginner investors, technology has caught up with specific stocks and markets in general, helping People start things much easier. Along with a number of financial websites, you can easily follow the market on your smartphone or tablet with some great applications.

Here are some great apps, available on both iOS and Android devices, to help you monitor the market situation every day.

## The best 5 free stock market monitoring apps for Android and iOS

1. Ticker Stock Portfolio Manager
2. Yahoo Finance
3. StockTwits
4. Investing.com
5. Real-time Stocks Tracker

### 1. Ticker Stock Portfolio Manager

10:58 ↖



# World Markets

Edit

Wish -- Shopping Made...

Sponsored

Bored? Save 60 - 90% on fashion, electronics, shoes, a...



Download

## Americas

Dow Jones Industrial Av...	25,352.60	+36.07
<small>^DJI</small>	11:57 AM EST	+0.14%

S&P 500	2,787.07	+8.04
<small>^GSPC</small>	11:52 AM EST	+0.29%

NASDAQ Composite	7,662.81	+17.30
<small>^IXIC</small>	11:54 AM EST	+0.23%

Russell 2000	1,673.76	+1.27
<small>^RUT</small>	11:40 AM EST	+0.08%

VIX	12.24	+0.06
<small>^VIX</small>	11:40 AM EST	+0.49%

S&P/TSX Composite	16,275.57	+72.88
<small>^GSPTSE</small>	11:37 AM EST	+0.45%

S&P/TSX 60 Index	962.93	+5.54
<small>TX60.TS</small>	11:38 AM EST	+0.58%

## Europe



FTSE 100	7,737.43	+56.36
<small>^FTSE</small>	3:35 PM GMT	+0.73%

DAX	12,842.91	+76.36
<small>^GDAXI</small>	5:39 PM CET	+0.60%

CAC 40	5,473.91	+23.70
<small>^FCHI</small>	5:42 PM CET	+0.43%

Euro STOXX 50	3,480.22	+32.92
<small>^STOXX50E</small>	5:30 PM CET	+0.95%

## Asia



Apple Inc.

Jun 11  
11:54 AM

Add Alert

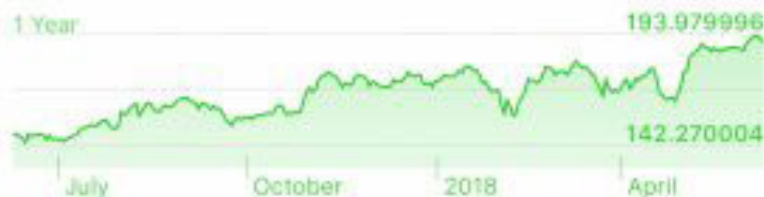
Add to WatchList

Share

**AAPL**  
**191.22**  
-0.48 (-0.25%)

52-W RANGE 142.2 - 194.2

P/E 18.50 · P/B N/A · YIELD 1.56%



10:59 ↖



Cancel

New Alert

Create

**AAPL**

Apple Inc.

191.22

Last Traded

Alert Details

\$ Price	\$ Chg	% Chg	Vol
----------	--------	-------	-----

≥	≤	200
---	---	-----

Notes:



Apple Inc.

191.22


-0.48  
- 0.25%

191.70 LAST CLOSE	191.35 OPEN	190.21 LOW	191.97 HIGH
----------------------	----------------	---------------	----------------



VOL	8.664 M	P/E	18.50
AVG VOL	30.316 M	P/B	N/A
MKT CAP	939.873B	YIELD	+ 1.56%

Updated: 6/11/18, 11:54 AM EST



As a comprehensive way to track the market, Ticker Stock Portfolio offers some great features. Anyone with multiple portfolios can quickly see their overall location and information on profit / loss. Just enter transactions, dividends and stock splits. The application will then assume all other calculations. You will also be able to view the full portfolio index for the past three years.

For notifications, the application will provide alerts for a number of different custom triggers including price, transaction volume, percentage change, increase or decrease, and other changes. Users can also create multiple watch lists with different stocks.

Apple Watch users can also take advantage of the application on this device. On Watch, you can quickly access market information, watch lists, portfolios and even specific stocks.

Download Ticker Stock Portfolio Manager for iOS | Ticker Stock Portfolio Manager for Android (Free, subscription available)

## **2. Yahoo Finance**

10:33



Quote lookup

S&P 500

2,783.36  
+0.16%

Dow 30

25,316.92  
0.00%

Nasdaq

7,654.81  
+0.12%

Ru

1.6  
+0

MY LISTS



My list

6 symbols



DIS

103.91

-0.07%

The Walt Disney Company

NFLX

362.55

+0.55%

Netflix, Inc.

TSLA

328.91

+3.54%

Tesla, Inc.

AMZN

1,687.57

+0.21%

Amazon.com, Inc.

GOOG

1,128.83

+0.71%

Alphabet Inc.

AAPL

190.85

-0.44%

Apple Inc.

[View details](#)



Home



News



Explore



Markets

10:34



Apple Inc.



AAPL

Following



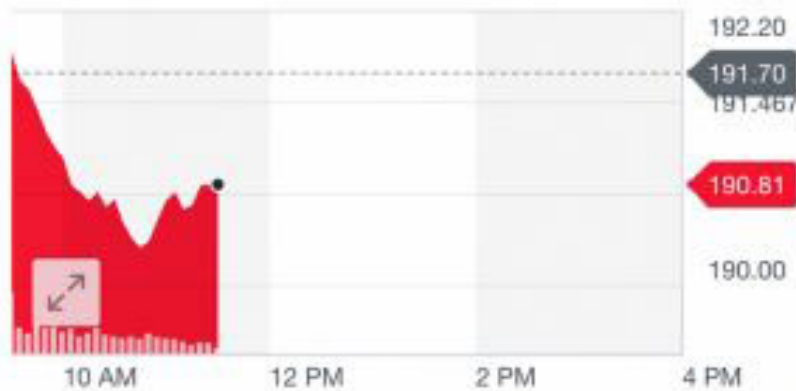
# 190.90

-0.80 (-0.42%)

As of: 11:34 AM EDT

Jun 11, 2018

NasdaqGS - Nasdaq Real Time Price (USD). Market open.



- 1D**
- 5D
- 1M
- 6M
- YTD
- 1Y
- 5Y
- MAX

Buy

Sell

### Key Statistics



Home



News



Explore



Markets



Q AAPL



5D

5m

Chart



As one of the most famous applications on the Internet for financial information, the application of Yahoo Finance is also a great resource to monitor the market. Along with real-time stock information, the application can track your personal catalog.

To track specific stocks, simply add them to the watch list to get quotes and personalized news about companies. Switch your smartphone to landscape mode to see the full screen chart. These charts provide more information about stocks and even allow you to compare different options.

In addition to market tracking functions, the application can even provide information on currencies, bonds, commodities, stocks and world markets. Users can also track more than 100 different electronic currencies, including the most famous virtual currency: Bitcoin.

Not only that, all your personal stock information can be synchronized between multiple devices.

Download Yahoo Finance for iOS | Yahoo Finance for Android (free).

### **3. StockTwits**

11:08

LTE



PLAY



Dave & Buster's Entertainment


2,805

47.95

▲ 0.33 (0.69%)

WATCH

TRADE



5 Stocks Set to Double



▲ 0.69%  
Price

▼ 7.50%  
Sentiment


▼ 0.78%  
Msg Volume



dstrading12

5m

\$PLAY greaaaat chart for june 15th calls post ER yall **Bullish**



JorelLaraKalel

38m

Stocks To Watch [seekingalpha.com/article/41...](https://seekingalpha.com/article/41...) \$RH \$PLAY \$KFY \$ADBE \$FNSR \$JBL \$GOOS \$ADIN \$CHRA \$USX \$NEW \$VRCA \$AVLR



Home



Discover



Streams



Messages



Notifications



Earnings Calendar

[View More](#)

June 2018

TODAY	TUE	WED	THU	FRI
11	12	13	14	15

RH, PLAY, SBLK and 6 more stocks reporting Today

<b>RH</b> Restoration Hardware	<b>116.66</b> ▲ 3.38 (2.98%)
<b>PLAY</b> Dave & Buster's Enter	<b>47.55</b> ▼ 0.07 (0.15%)
<b>SBLK</b> Star Bulk Carriers	<b>13.23</b> ▲ 0.11 (0.84%)
<b>RFIL</b> RF Industries	<b>8.05</b> ▲ 1.80 (28.80%)
<b>ENZ</b> Enzo Biochem	<b>6.66</b> ▲ 0.09 (1.29%)

[View Full Calendar](#)



Home



Discover



Streams



Messages



Notifications

Lists You've Liked

[View More](#)

11:07

LTE



StockTwits



People Watchlist Suggested Trending Cha



**Spekoliunas**

42s

btw, I still own \$TWTR which I bought when it was hated as \$SNAP is hated right now.



**Spekoliunas**

49s

\$SNAP should outperform nicely \$TWTR and \$FB in next few years.



**ElliottwaveForecast**

43s

\$\$IYR Showing 5 swings from 5/18 low and ideally can extend higher toward \$80 area before 3 waves pullback take place #elliottwave



**bearcharts**

46s

Sold to close \$HRTX Jul:30 puts again, this time for 45¢ gain from Fri. Will buy back 55¢ lower given the chance in the next few days.



Home



Discover



Streams



Messages



Notifications

As an interesting social app, StockTwits lets you chat with investors and other traders to help assess the market better and keep track of where your stocks are growing. Along with a general conversation about the market, the application also has an investor who can talk to you about each specific stock page. A special trend list will be visible to those who are tracking the news market for specific types of stocks, such as rising, falling, popularity, investors and leading entrepreneurs.

To help those who are interested in exploring the market, you will also find automatic stock listings and are manually organized and featured news to help you find new investment ideas.

Along with comprehensive cryptocurrency, the app provides updated income tracking calendar so you can view stocks with upcoming earnings reports. StockTwits can also connect to brokerage accounts from big names like Robinhood, E-Trade and Fidelity to trade directly from the app.

Download StockTwits for iOS | StockTwits for Android (free).

## **4. Investing.com**

11:29 ↗



Investing.com



Yesterday

**Today**

Tomorrow


This Week

8:00 EUR **French 12-Month BTF Auction**  
 ▼▼▼  Act: -0.592% | Cons: | Prev: -0.565%


10:30 USD **3-Month Bill Auction**  
 ▼▼▼  Act:  $\frac{2}{3}$  | Cons: | Prev: 1.910%

10:30 USD **6-Month Bill Auction**  
 ▼▼▼  Act: 2.075% | Cons: | Prev: 2.070%

12:00 USD **10-Year Note Auction**  
 ▼▼▼  Act: | Cons: | Prev: 2.995%


12:00 USD **3-Year Note Auction**  
 ▼▼▼  Act: 2.664% | Cons: | Prev: 2.664%

17:45 NZD **Electronic Card Retail Sales (MoM) (May)**  
 ▼▼▼  Act: | Cons: | Prev: -2.2%

17:45 NZD **Electronic Card Retail Sales (YoY) (May)**  
 ▼▼▼  Act: | Cons: | Prev: 0.8%

18:50 JPY **PPI (YoY) (May)**  
 ▼▼▼  Act: | Cons: 2.2% | Prev: 2.0%

18:50 JPY **PPI (MoM) (May)**  
 ▼▼▼  Act: | Cons: 0.2% | Prev: 0.1%

18:50 JPY **BSI La**  **ring Conditions**

**PIONEER.  
FIRST, MY DEGREE.**

WVU ONLINE   
 Explore Programs

  
Markets

  
News

  
Calendar

  
Crypto

  
Portfolio

11:29



Investing.com

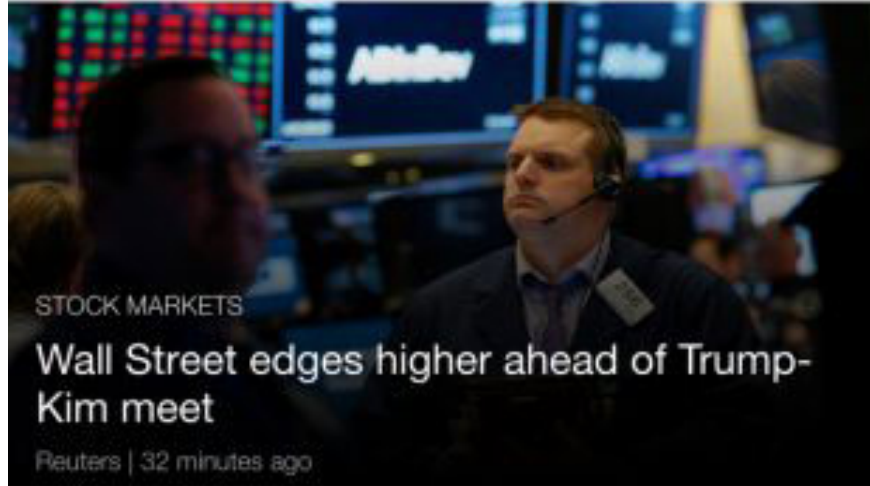


Latest

Most Popular

Cryptocurrency

Vi



STOCK MARKETS

### Wall Street edges higher ahead of Trump-Kim meet

Reuters | 32 minutes ago



WORLD

### Trump upbeat ahead of North Korean summit; Kim visits Singapore sites

Reuters | 54 minutes ago



PIONEER. FIRST, MY DEGREE.

WVU ONLINE

Explore Programs

Markets

News

Calendar

Crypto

Portfolio

11:28 ↗



Investing.com



Indices

Indices Futures

Stocks

Commodities

**Dow 30** 25,371.27  
11:28:42 | NYSE +54.74 (+0.22%)

**S&P 500** 2,789.02  
11:28:23 | NYSE +9.99 (+0.36%)

**Nasdaq** 7,675.44  
11:28:00 | NASDAQ +29.93 (+0.39%)

**SmallCap 2000** 1,676.06  
11:28:49 | NYSE +3.57 (+0.21%)

**S&P 500 VIX** 12.26  
11:12:00 | CBOE +0.08 (+0.66%)

**S&P/TSX** 16,284.56  
11:28:07 | Toronto +81.87 (+0.51%)

**Bovespa** 72,379.07  
11:13:00 | BM&FBovespa -563.00 (-0.77%)

**DAX** 12,842.91  
10:35:01 | Xetra +76.36 (+0.60%)

**FTSE 100** 7,737.43  
10:35:01 | London +56.36 (+0.73%)

**CAC 40** 5,473.91  
10:35:45 | Paris +23.70 (+0.43%)

**PIONEER.**  
**FIRST, MY DEGREE.**

WVU ONLINE  
Explore Programs

Markets

News

Calendar

Crypto

Portfolio

As a mobile application of a popular website, Investing.com is a perfect way to track stocks worldwide. This app provides live quotes and charts for more than 100,000 different stocks on over 70 different global exchanges. You can also view information about bonds, commodities, foreign exchange, interest rates, future trends, options and more.

One of the best features of the app is the comprehensive economic tracking calendar, providing a complete update on global economic events. After that, you can see how those impacts will affect the market and specific stocks.

You can also create and customize a specific category to track stocks and many other things, such as bonds.

For every different stock that can be tracked through the app, market watchers can receive custom alerts for a specific price, percentage change or trading volume. You can also set alerts for an economic event or a news analysis article.

Download Investing.com for iOS | Investing.com for Android (free, premium version available).

## **5. Real-time Stocks Tracker**

11:46 ↖



< Home

# Stock Screener

**Create A Profile Now**



Facebook - Connect To The World

Visit Site

Facebook

## Saved Filters

*\* Swipe to delete*

## New Filter

Market: US - NYSE >

Price

0

99

New 52w high



Add Criteria

Save

Reset

Apply

Search results: 110

Results (0 - 100)

Results (100 - 110)



Home



Portfolio



Alerts



PaperTrade



News

### Stock Futures

	<b>Dow Futures</b>	<b>25,388.0</b> 12:43	<b>+67.0</b> +0.26%
	<b>S&amp;P 500</b>	<b>2,792.00</b> 12:43	<b>+9.50</b> +0.34%
	<b>Nasdaq</b>	<b>7,207.25</b> 12:43	<b>+30.75</b> +0.43%
	<b>Russell 2000</b>	<b>1,679.2</b> 12:43	<b>+3.1</b> +0.18%
	<b>S&amp;P 500 VIX</b>	<b>12.97</b> 12:12	<b>-0.35</b> -2.63%
	<b>DAX</b>	<b>12,875.5</b> 12:43	<b>+121.0</b> +0.95%
	<b>CAC 40</b>	<b>5,484.0</b> 12:43	<b>+51.5</b> +0.95%
	<b>FTSE 100</b>	<b>7,689.2</b> 12:43	<b>+82.7</b> +1.09%
	<b>Nikkei 225</b>	<b>22,933.0</b> 12:43	<b>+313.0</b> +1.38%
	<b>China A50</b>	<b>12,413.00</b> 12:43	<b>+140.50</b> +1.14%
	<b>S&amp;P/ASX 200</b>	<b>6,082.5</b> 12:39	<b>+90.5</b> +1.51%

### Commodities Futures

	<b>Gold</b>	<b>1,304.60</b> 12:43	<b>+1.90</b> +0.15%
	<b>Silver</b>	<b>16.950</b> 12:42	<b>+0.209</b> +1.25%
	<b>Copper</b>	<b>3.259</b> 12:41	<b>-0.041</b> -1.24%



Home



Portfolio



Alerts



PaperTrade



News

**Dow**

25377.96

+61.44 (+0.24%)

**Nasdaq**

7670.83

+25.32 (+0.33%)

**S&P500**

2788.56

+9.53 (+0.34%)



**GOOG**

Alphabet Class C

Bid: 1134.74 x 1

1135.07

11:44 AM

Ask: 1135.19 x 3

+14.20

+1.27%



**AAPL**

Apple Inc

Bid: 191.64 x 5

191.65

11:44 AM

Ask: 191.65 x 1

-0.05

-0.03%



**AMZN**

Amazon.Com Inc

Bid: 1690.28 x 2

1690.35

11:44 AM

Ask: 1690.70 x 2

+6.36

+0.38%



**NFLX**

Netflix Inc

Bid: 362.70 x 1

362.76

11:44 AM

Ask: 362.81 x 1

+2.19

+0.61%



**BABA**

Alibaba Group Holding...

Bid: 205.52 x 1

205.53

11:44 AM

Ask: 205.55 x 2

+0.46

+0.22%



**GE**

General Electric Compa...

Bid: 13.91 x 314

13.92

11:44 AM

Ask: 13.92 x 320

-0.01

-0.07%



**FB**

Facebook Inc

Bid: 191.91 x 1

191.93

11:44 AM

Ask: 191.93 x 1

+2.83

+1.50%



**IBM**

International Business...

Bid: 147.30 x 5

147.31

11:44 AM

Ask: 147.31 x 1

+1.17

+0.80%



Home



Portfolio



Alerts



PaperTrade



News

As you can guess by name, Real-time Stocks Tracker does a great job, providing online stock information. Along with the ability to create and track multiple watch lists and stock portfolios, the app supports transactions with all major brokers in the United States. So while tracking stocks, you just need to swipe the name to choose to buy or sell a stock.

On the page for each stock, the app provides a complete amount of information, including technical indicators and reviews.

Another great feature is a stock scanner. You can enter a number of custom variables including price, market limit, EPS and many other variables to get accurate suggestions for the stock you're looking for.

The application also supports some custom alerts. Users can even set prices for a specific stock so that it appears as an app badge.

If you want to learn how to become a better investor, there is a section dedicated to paper trading. That allows you to 'hang out' on the market without losing a dime.

Download Real-time Stocks Tracker for iOS | Real-time Stocks Tracker for Android (free, premium version available).

Whether you are a stock expert or just a beginner, these applications will definitely keep you up to date on what happens on the market every day.

Wish you become a successful investor!

See more:

1. 5 applications to help you track the activity of the storm easily
2. 5 apps that help identify drugs and remind you to take your medicine on time
3. 5 mobile data management applications on iOS, Android

You finished reading the article "**The best 5 free stock market monitoring apps for Android and iOS**" edited by the [TipsMake](#) team. We hope this article has provided you with many useful tech tips and tricks. You can search for similar articles on tips and guides. Thank you for reading and for following us regularly.