

TFT Season 15 Duel Team Composition, TFT Season 15 Duel Build

TFT Season 15 dueling still features a fast-paced, high-damage composition suitable for players who prefer an aggressive playstyle.

By now, most TFT players are probably familiar with the Duelist trait in TFT . Over 15 seasons, Duelists have consistently been the most popular choice due to their high damage output, especially with the attack speed buff.

In TFT Season 15, you can absolutely use Duelist throughout all stages of the game, from beginning to end. While Duelist is not new, you might still need our suggestions if you plan to rotate this unit.

1. Duelist Effect Season 15



Duel Milestone	Effect
2	Duelist champions gain an additional 4% attack speed with each attack.
4	Gain 7% attack speed with each attack.
6	Gain 10% attack speed per hit + 12% resistance.

1. Attack speed stacks up to 12 times, meaning the longer you attack ? the faster ? the stronger it gets.

2. Level 6 is the ideal milestone to activate the maximum power of the Duelist team.

2. List of Duelist Champions in Season 15

General	Tribe / Sub-tribe	Role
Ashe	Crystal	Main force 4 gold
Gangplank	Great Mech	Deal damage early in the game.
Kai'Sa	Supreme Council	A key early game carry, possibly a champion to hold items for Ashe in the late game.
Kayle	Ghost	Secondary DPS or secondary damage
Lee Sin	Warrior/Executioner - King of Fighters	Flexible 5-gold main damage dealer
Udyr	Sensei/Brave Warrior	Tanky, damage-dealing support for the front line.
Viego	Martial Arts Master	Deal damage and control in the mid-game.

3. Recommended equipment

Ashe (main carry)

Note that Kai'Sa can also carry Ashe's items, so feel free to equip items for Kai'Sa if you see them.

1. **Guinsoo's Rageblade** (fast attack ? stacks in Duelist)
2. **Giant Slayer** (anti-tank)
3. **Blue Bow / Infinity Sword** (longevity + critical hit)
4. **Wrathful Water Monster**

Viego/Udyr (mid-game carry)

You can use Viego's items for Udyr, however if you're aiming for a tank Udyr, give him Bloodthirster, Spirit Visage, and Stoneplate.


1. Sterak's Goggles
2. Blood Sword
3. Immense Power
4. Hand of Justice
5. Gemstone Gloves

Lee Sin (late game carry)

1. Sterak's Goggles
2. Blood Sword
3. Immense Power
4. Hand of Justice


4. How to build a Duelist team composition through each stage

Early game phase (rounds 1–2)




1. Easy to start with cheap champions: **Gangplank** , **Kai'Sa** , **Ashe** .
2. Prioritize reaching level **2 or 4 in Duelist** early and utilize attack speed to preserve your health.
3. It can be temporarily combined with **Guardian** to increase survivability.

Mid-game phase (rounds 3–4)




1. Once you have Udyr, you can build up to 4 or 5 Duelists, but keep it at 4 Duelists and add other champions to increase the trait buff for your team. If you're lucky enough to find Ashe, you can even build up to 6 Duelists.
2. Put items early for **Kai'Sa** and Viego/Udyr to maintain the pace of the game; you can choose to roll for Kai'Sa/Udyr/Viego if you see many of these champions.
3. Add a good tank like Naafiri or incorporate additional support units to balance the front line.

Late game phase (round 5+)



1. Level up to 8 after you've rolled for Viego/Udyr to find Kai'Sa and Lee Sin towards the end. Lee Sin is a versatile champion in terms of origins, so you can choose the origin you want to activate to unlock additional milestones.
2. The key issue remains assembling a team of 6 Duelists to increase attack speed, along with a solid tank line so Ashe can deal damage from the back row.



5. Tips for playing the Duelist team composition effectively

1. **Level up early if you want to snowball** : Maintain a winning streak with 2-star Kai'Sa or Ashe + standard items.
2. **Don't rely too much on Ashe** : If she doesn't come out early, just play around Kai'Sa/Udyr/Viego.
3. **Prioritize activating all 6 Duelists** : This will make the entire team very difficult to take down thanks to their attack speed.

If you have **the Duelist's Core** , give it to a high-cost late-game champion to support damage, perhaps Varus or TF.

The Duelist team composition boasts a fast-paced gameplay, effective burst damage, and is suitable for players who prefer an aggressive playstyle. With its incredibly powerful attack speed boost, coupled with support from various other synergies like Crystal, Guardian, or other origins, this team can easily secure a top 4 finish if you manage your early game health and choose the right time to roll.

If you enjoy the feeling of **overwhelming speed** , try Duelist this season – easy to play, strong early, and still powerful enough for the late game.

You finished reading the article "**TFT Season 15 Duel Team Composition, TFT Season 15 Duel Build**" edited by the [TipsMake](#) team. We hope this article has provided you with many useful tech tips and tricks. You can search for similar articles on tips and guides. Thank you for reading and for following us regularly.
