

Test the safety software with Sandboxie

Sandboxie is a software that gives you a safe environment for you to test unsafe applications without affecting the system.

You often have to test applications, software or access websites that contain viruses or malware . To avoid affecting your computer, many of you run on virtual machines but virtual machines are quite annoying to install. But with just simple installation steps, you can use Sandboxie software.

Sandboxie is a software that gives you a safe environment for you to test unsafe applications without affecting the system.



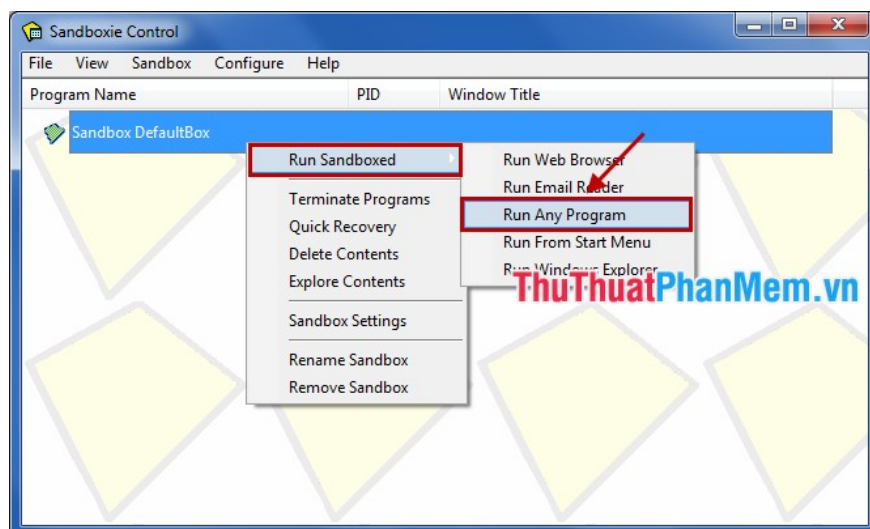
The following article will guide you how to test the application on Sandboxie software.

Step 1: Download and install the Sandboxie software.

You can visit the homepage and download the software: <http://www.sandboxie.com/>.

Step 2: After the installation is complete, run the Sandboxie program. On the main interface has been created **Sandbox DefaultBox** with default settings. You can create your own Sandbox as you like by selecting **Sandbox** -> **Create New Sandbox** .

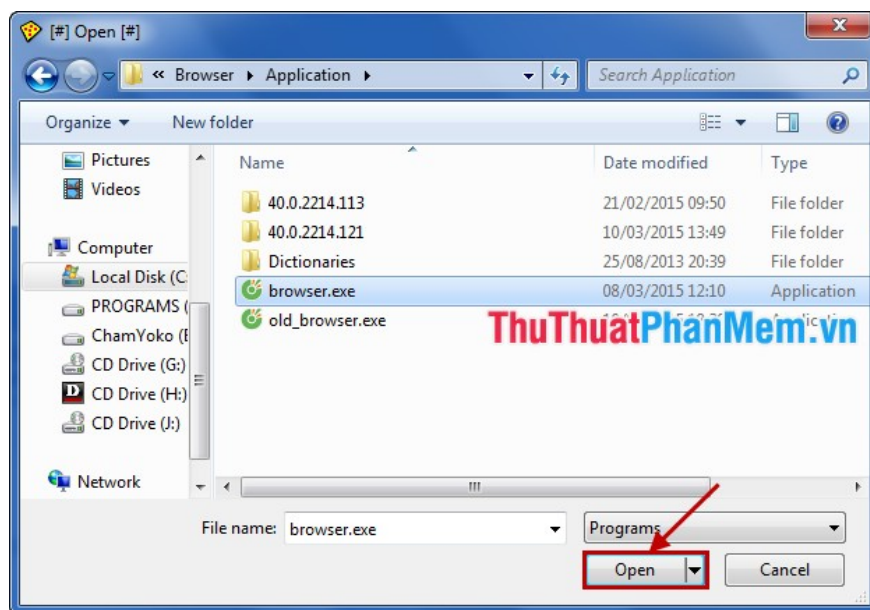
If not, you can use the default Sandbox by right-clicking on the **Sandbox DefaultBox** -> **Run Sandboxed** -> **Run Any Program** .



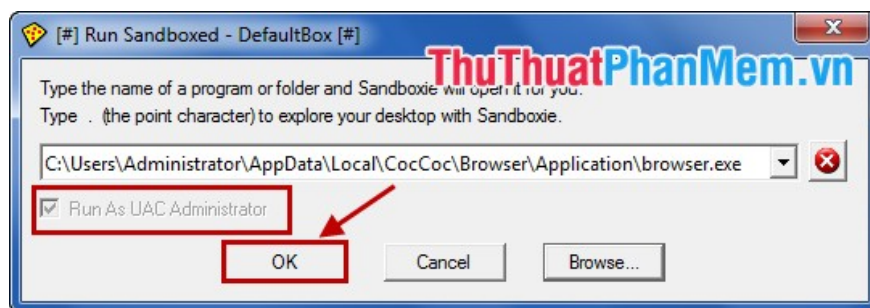
Step 3: Appear the **Run Sandboxed** dialog box , click **Browse** .




Open dialog box appears, select the executable file of the application you want to test and click **Open** .



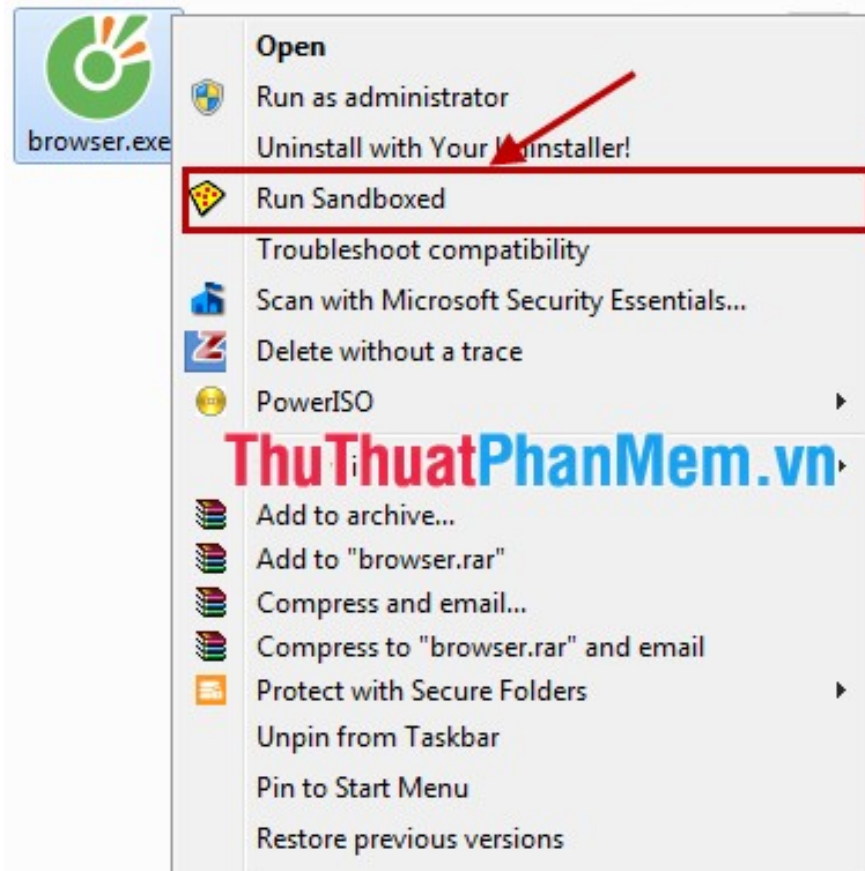
Check the box before **Run As UAC Administrator** and click **OK** .



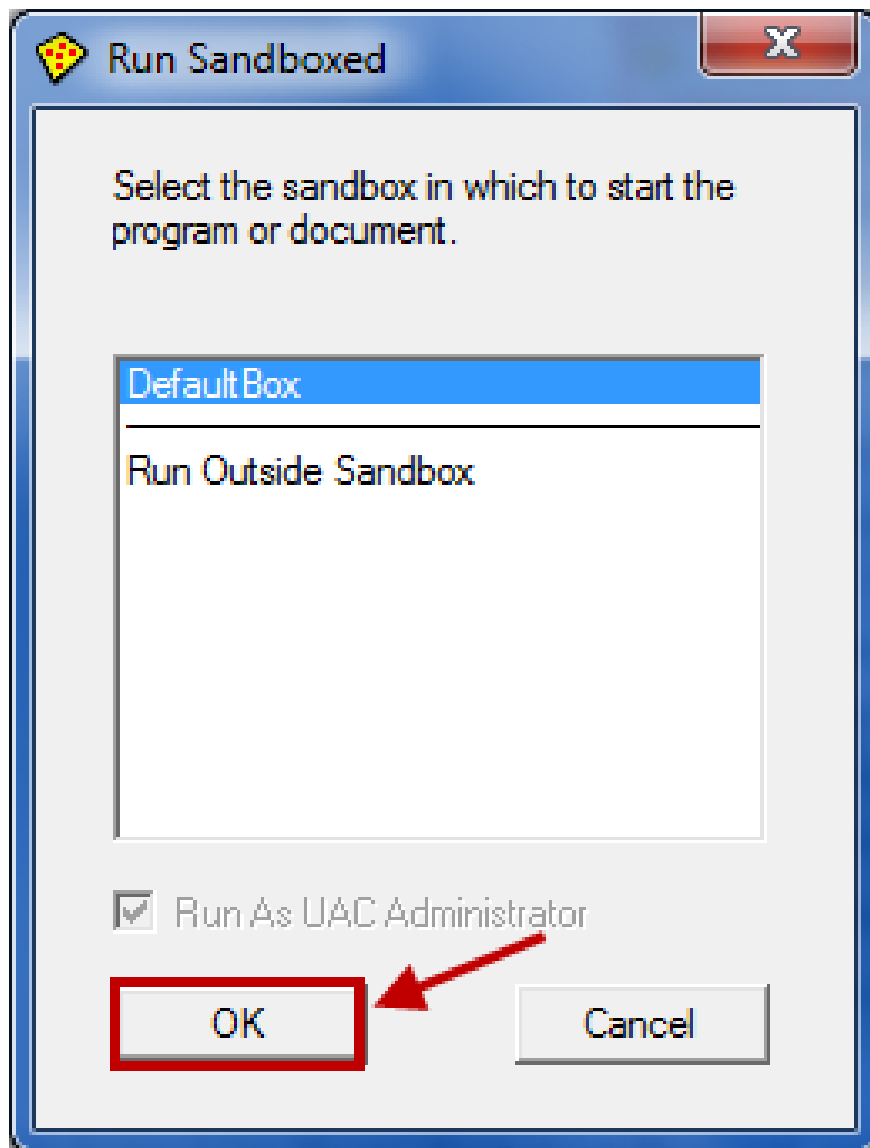
The application you choose will run as usual with its full functionality, but surrounded by Sandboxie's golden border. You can access any website, including viruses or malicious code . does not affect the computer.



In addition to how to directly run Sandboxie's interface to test the application, when installing Sandboxie is also integrated into the right-click menu of **Run Sandboxed** command . You just right-click on the software, the application you want to test and select **Run Sandboxed** .



Run Sandboxed dialog box , if not checked in the box before **Run As UAC Administrator** and click **OK** to run.



Simple to use, you can freely run unsafe applications on Sandboxie without affecting the computer. Help your computer avoid viruses or malicious code hidden inside applications. Good luck!

You finished reading the article "**Test the safety software with Sandboxie**" edited by the [TipsMake](#) team. We hope this article has provided you with many useful tech tips and tricks. You can search for similar articles on tips and guides. Thank you for reading and for following us regularly.