

Techcombank's guide to using F @ st Mobile

Using F @ st Mobile you can look up all information about deposit accounts, savings accounts, make money transfers, repay, phone recharge, ... and lots of other things just need a phone with an Internet connection. The following is a detailed guide on how Techcombank's F @ st Mobile can be used on mobile phones for those interested.

F @ st Mobile is a tool to support users to make online transactions of Techcombank's online services on their phones easily and quickly. In particular, using F @ st Mobile you can look up all information about deposit accounts, savings accounts, make money transfer transactions, pay debts, recharge phone cards, . and a lot. Other things just need a phone with an Internet connection. The following is a detailed guide on how Techcombank's F @ st Mobile can be used on mobile phones for those interested.

Techcombank's guide to using F @ st Mobile

1. 1. Download, install, log in F @ st Mobile of Techcombank
2. 2. See Techcombank account balance on F @ st Mobile
3. 3. Pay services on F @ st Mobile
4. 4. Techcombank transfer on F @ st Mobile
5. 5. Open Techcombank savings account
6. 6. Load phone card on F @ st Mobile
7. 7. Withdraw Techcombank on the application

1. Download, install, log in F @ st Mobile of Techcombank

Step 1:

You download and install the F @ st Mobile application for your phone, please select the version that is suitable for the device you are using here.

1. Download the Fast Mobile app for Android
2. Download the Fast Mobile app for iOS

Step 2:

You enter your **Username** and **Password** to access the main interface of the application.



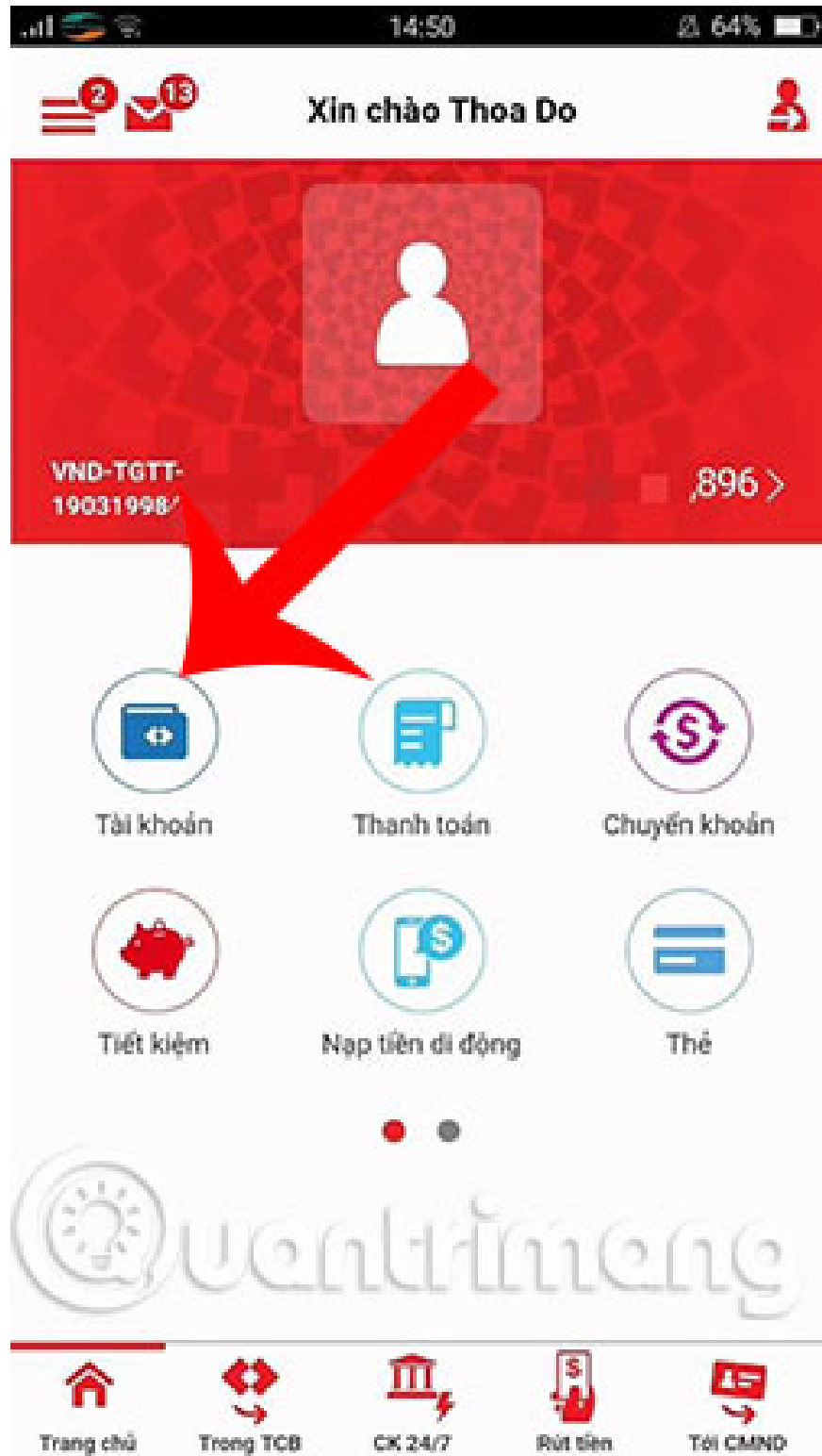
Note: Username is the phone number that you registered Techcombank Internet Banking. Password is provided by the bank (you can change it to make it easier to remember during the first use).

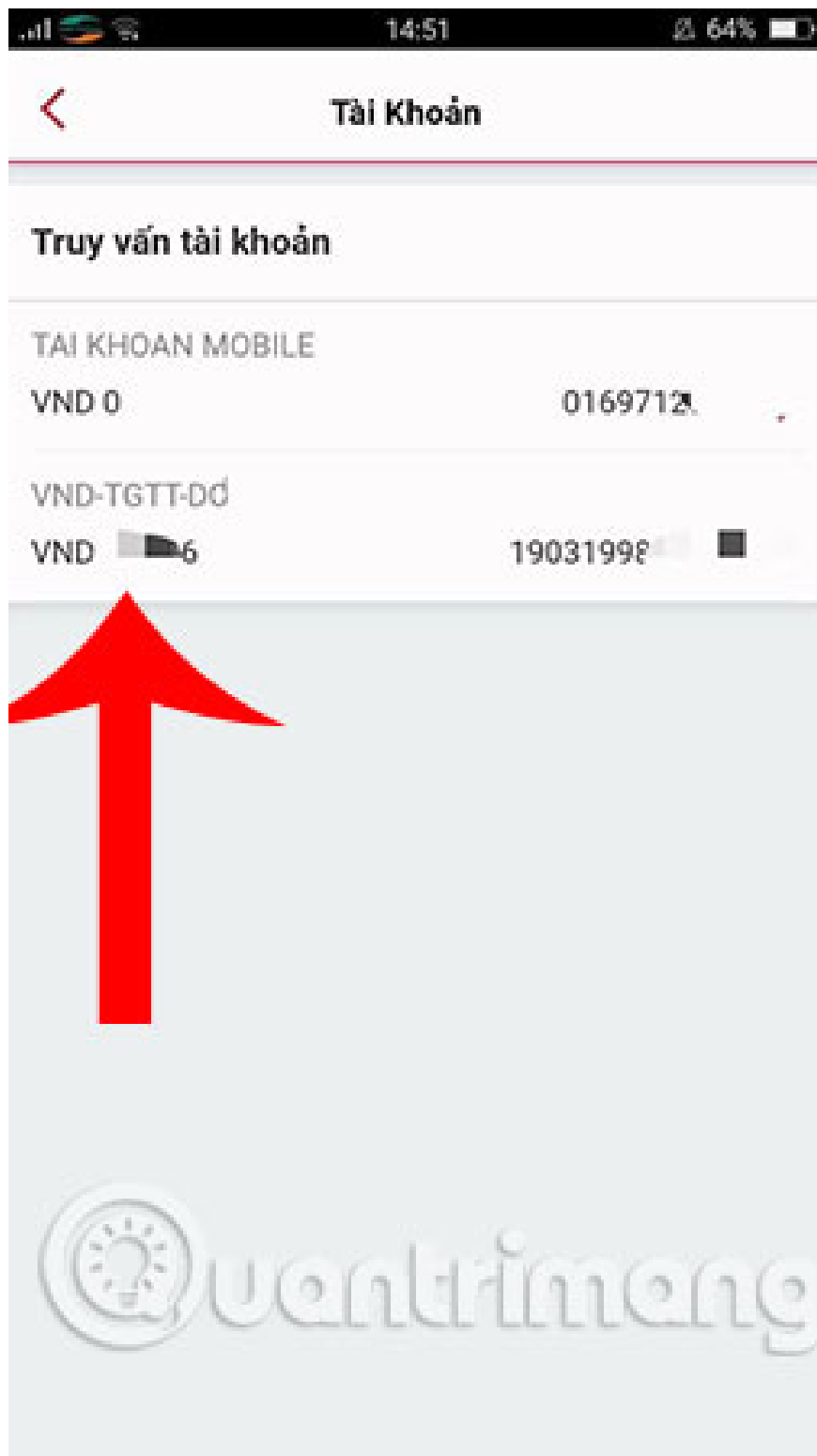
Step 3:

Successful login, you will be redirected to the features interface that the application supports. As follows:

2. See Techcombank account balance on F @ st Mobile

There are many ways to check the balance of Techcombank account, in which the way to view Techcombank balance on the phone by F @ st Mobile application is the most popular. Very simply, you just need to select **Account** on the function bar, immediately the balance will show on the screen for you to know.

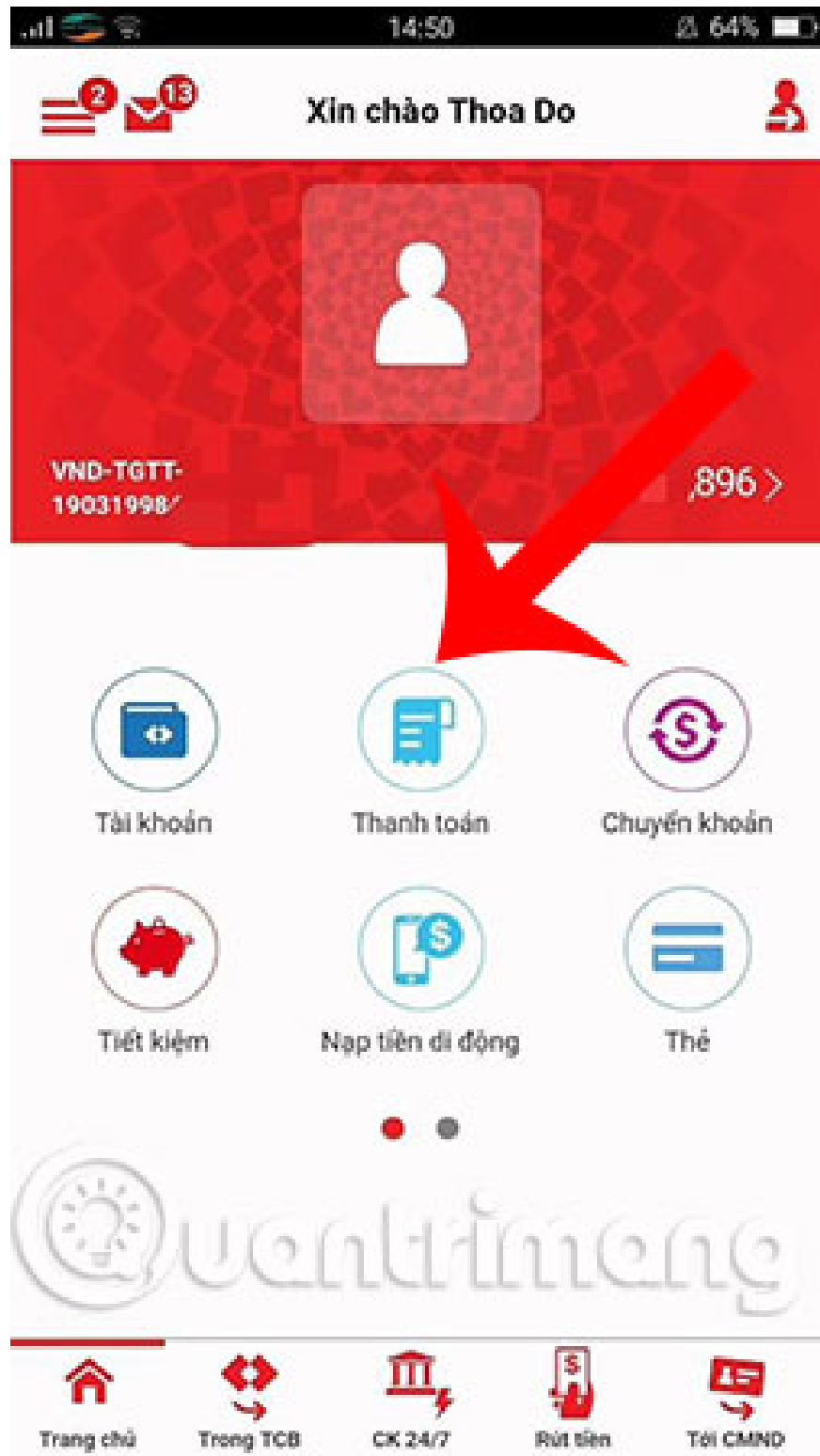




3. Pay services on F @ st Mobile

This feature allows you to make payment for services such as prepaid mobile recharge, postpaid subscription fee, ADSL Internet / fixed telephone, electricity / water bill, television and ticket fee. aircraft / train tickets, and some other services.








After clicking on the **Payment** section, you will see a range of services as mentioned above. Here, you want to pay any service, just click on the service. For example, if you want to pay postpaid subscription fee on F @ st Mobile, just select **TT postpaid TT**> then turn to **postpaid subscriber number, payment amount, payment period / day**> click done .






Thanh Toán

🔍 | Nhập tên dịch vụ cần thanh toán

-  Nạp tiền DD trả trước
-  TT cước TB trả sau >
-  Cước Internet ADSL/ĐT cố định >
-  Hóa đơn điện/nước >
-  Cước truyền hình >
-  Vé máy bay/Vé tàu >
-  Dịch vụ khác >



TT Cước TB Trả Sau

Từ
VND-TGTT-DO
1903199847
VND

Số thuê bao trả sau
Nhập số điện thoại

Số tiền thanh toán
VND

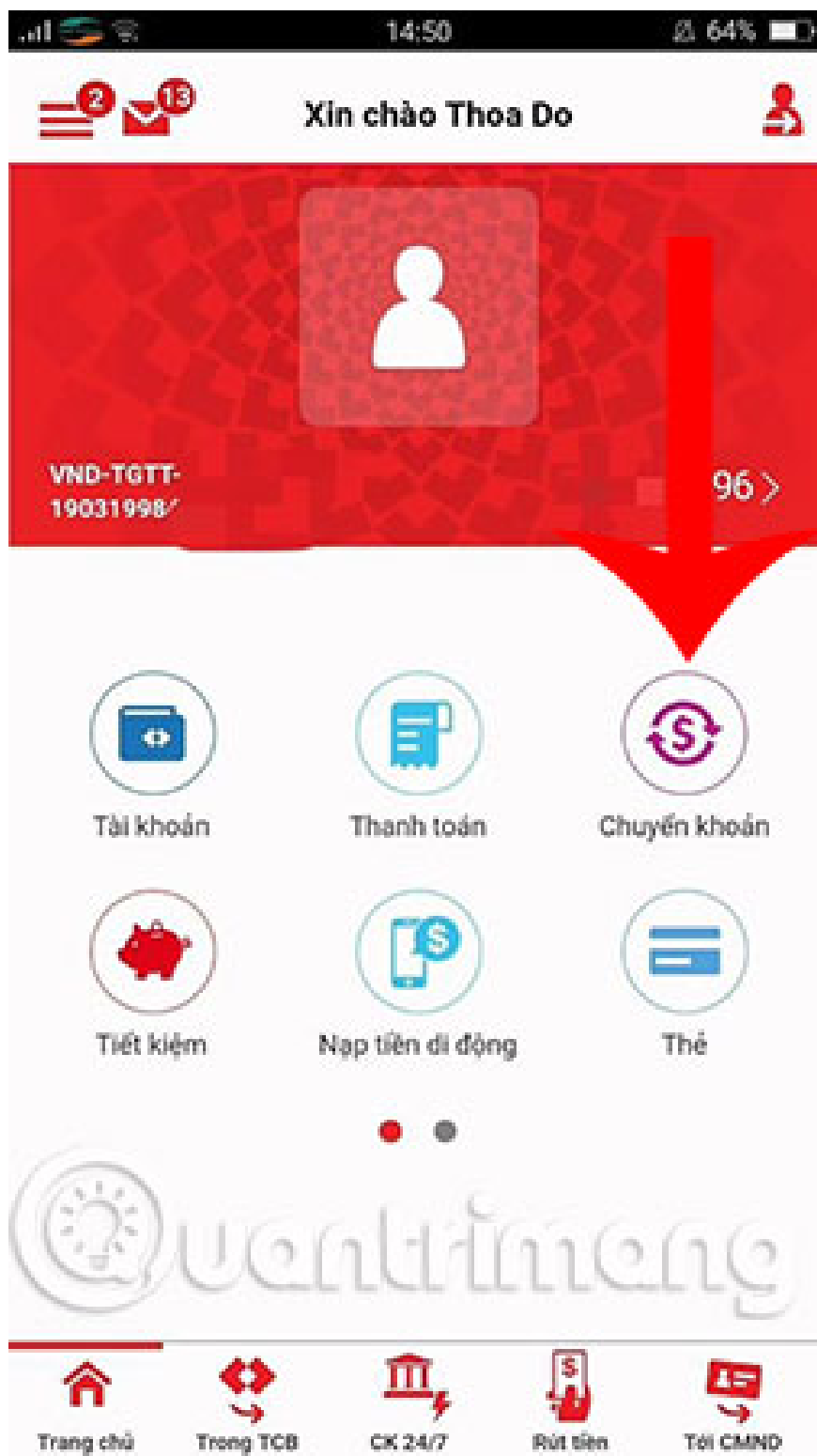
Kỳ/ngày thanh toán
22/10/2018

Thực hiện

Quantimeng

Similar to other services, you just need to follow the on-screen instructions to do it.

4. Techcombank transfer on F @ st Mobile

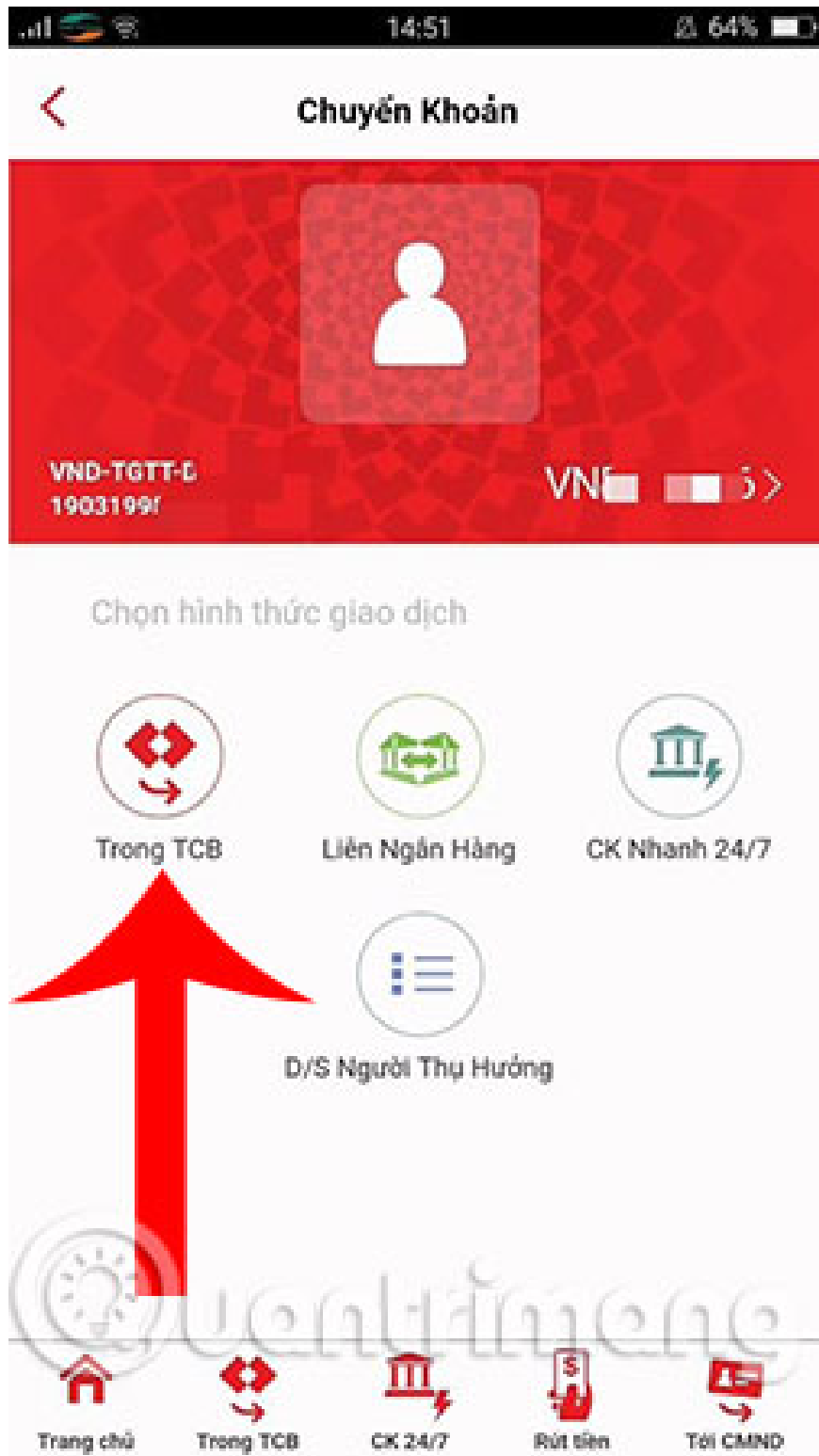


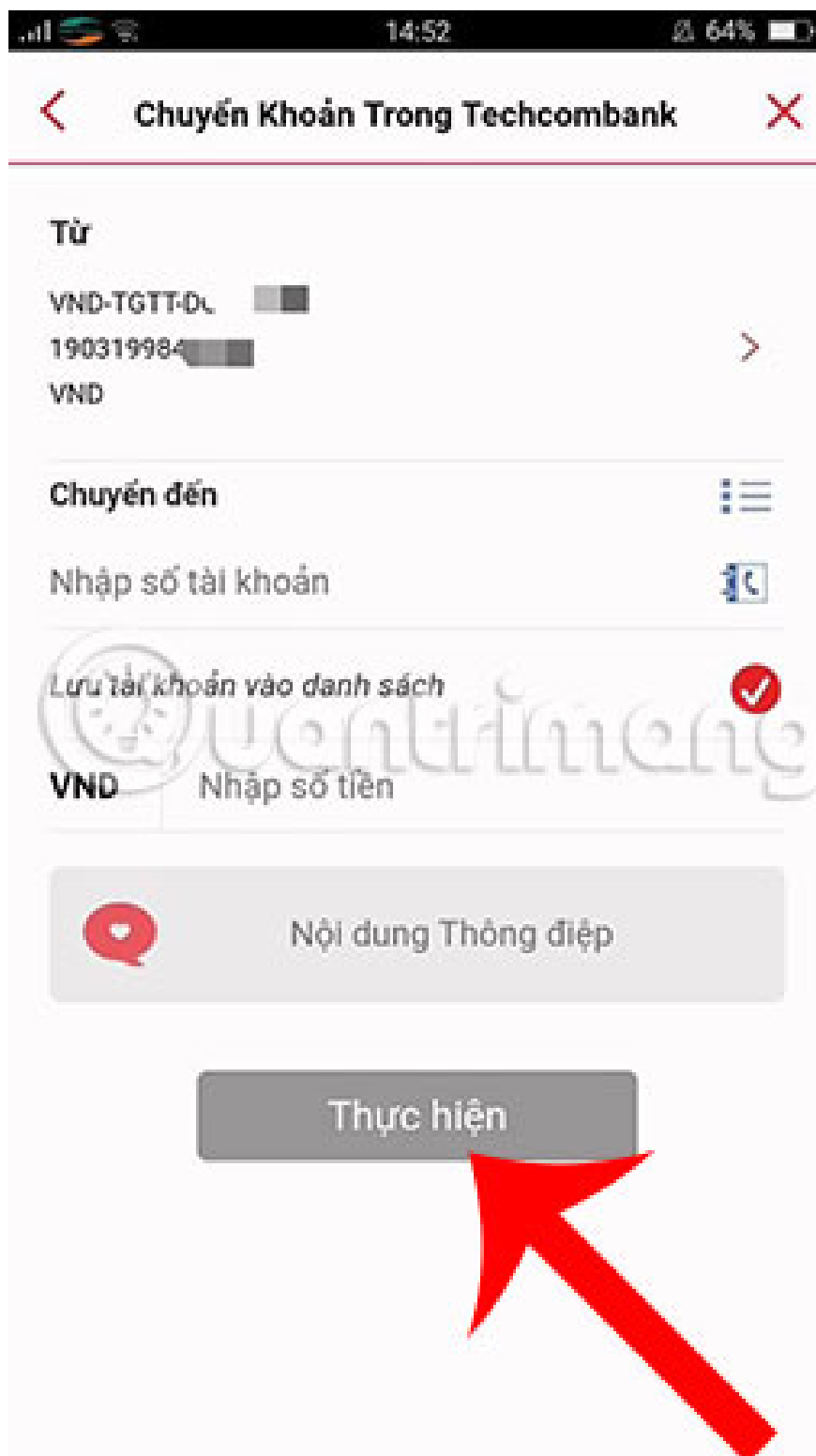
You can use this feature to make a transfer, here you will have 4 options: Transfer in Techcombank, transfer outside Techcombank, 24/7 fast transfer, ID card transfer. Below are detailed instructions for these transfers:

Transfer in Techcombank :

Select the **Transfer** menu> **select In TCB** > **fill in the transaction information** such as the recipient account number, transfer amount, transfer details> **click Execute** > **enter the confirmation code** to complete the

transaction.





C account outside Techcombank :

Press the **Transfer** menu> **Inter-bank** > **enter the information** including recipient account number, transfer amount, transfer details> **click Execute** > **enter the confirmation code** to complete the transaction.



Chuyển Khoản



VND-TGTT-D
1903199f

VN[] [] >

Chọn hình thức giao dịch



Trong TCB



Liên Ngân Hàng



CK Nhanh 24/7



D/S Người Thu Hưởng



Trang chủ



Trong TCB



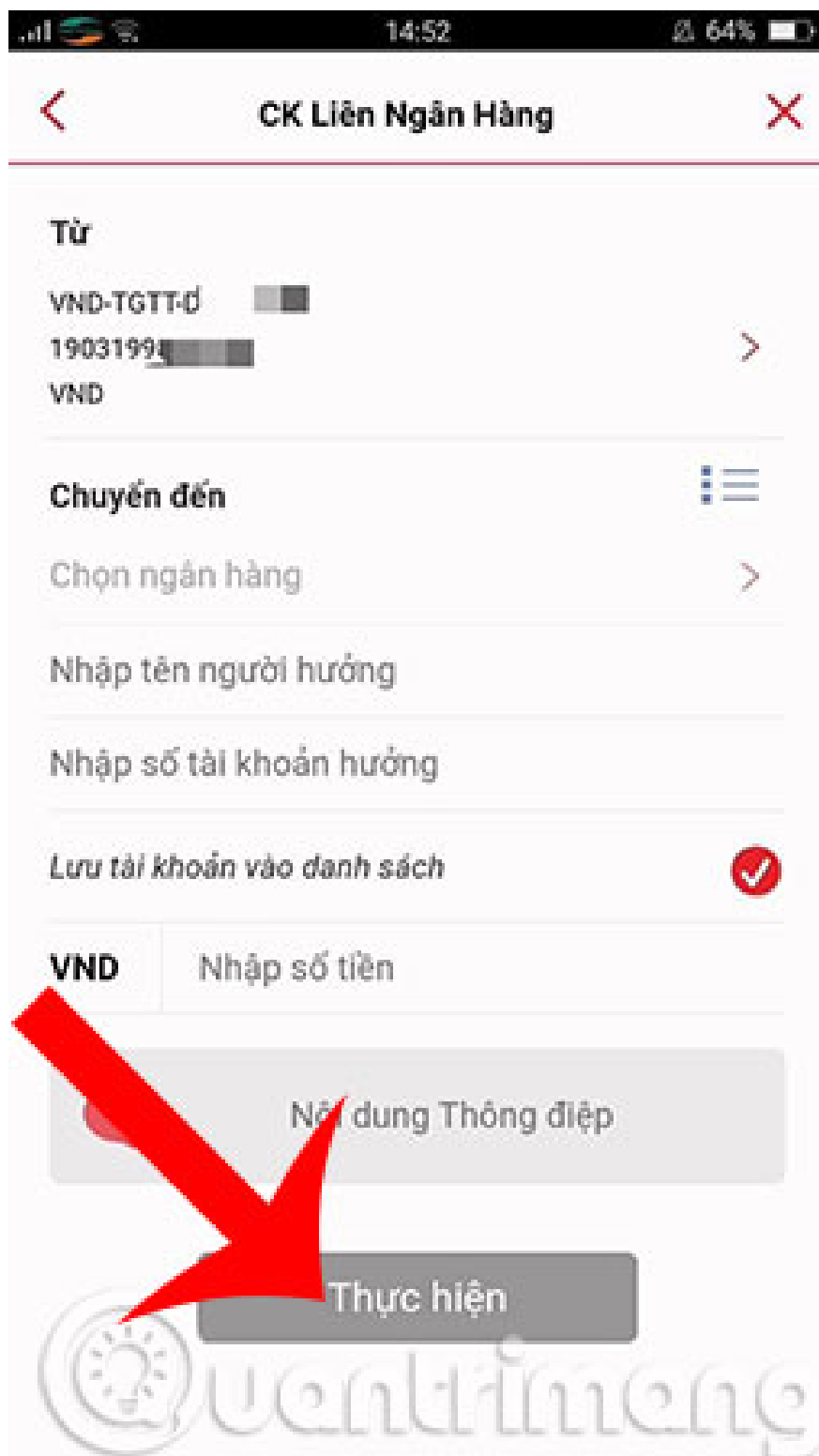
CK 24/7



Rút tiền

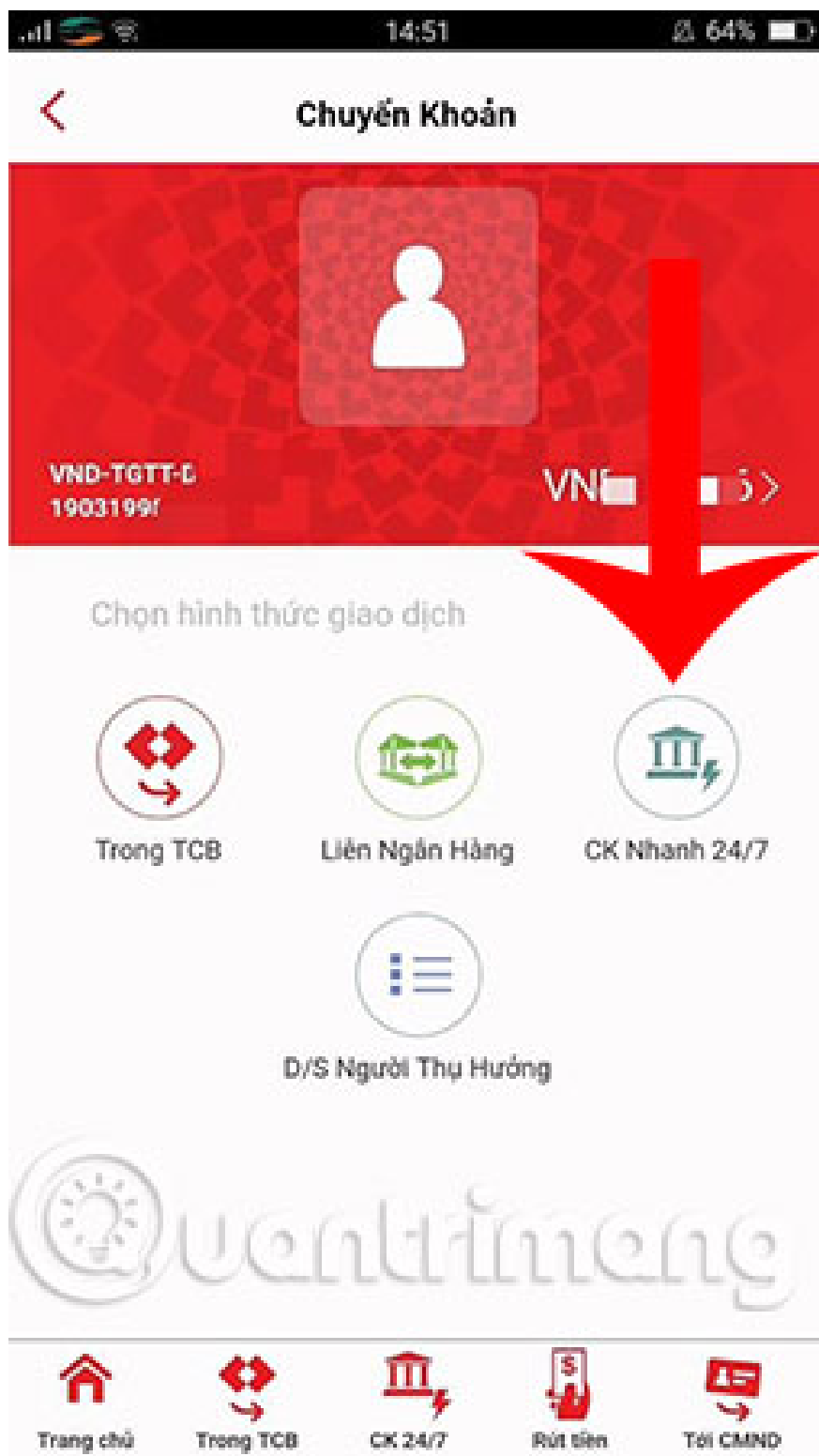


Tới CMND



Quick transfer 24/7


You can transfer money to Techcombank quickly with fast 24/7 transfer. Here, you will also have 2 options as follows:



Transfer via card number:

Select **Transfer** > **Quick transfer 24/7** > **Transfer via card number** > **enter card number** > **Make** > **enter the confirmation code** .

< Chuyển Khoản Nhanh 24/7 ✕



VND-TGTT-C
190319

VND

Vui lòng chọn phương thức



Chuyển khoản qua số Thẻ



Chuyển khoản qua số Tài khoản






Bank transfer via account number:

Select **Transfer** > **Quick transfer 24/7** > **Transfer via account number** > enter the recipient account number > **Make** > enter the confirmation code.



Chuyển Khoản Nhanh 24/7



VND-TGTT-C
190319

VND



Chuyển khoản qua số Thẻ



Chuyển khoản qua số Tài khoản



Trang chủ



Trong TCB



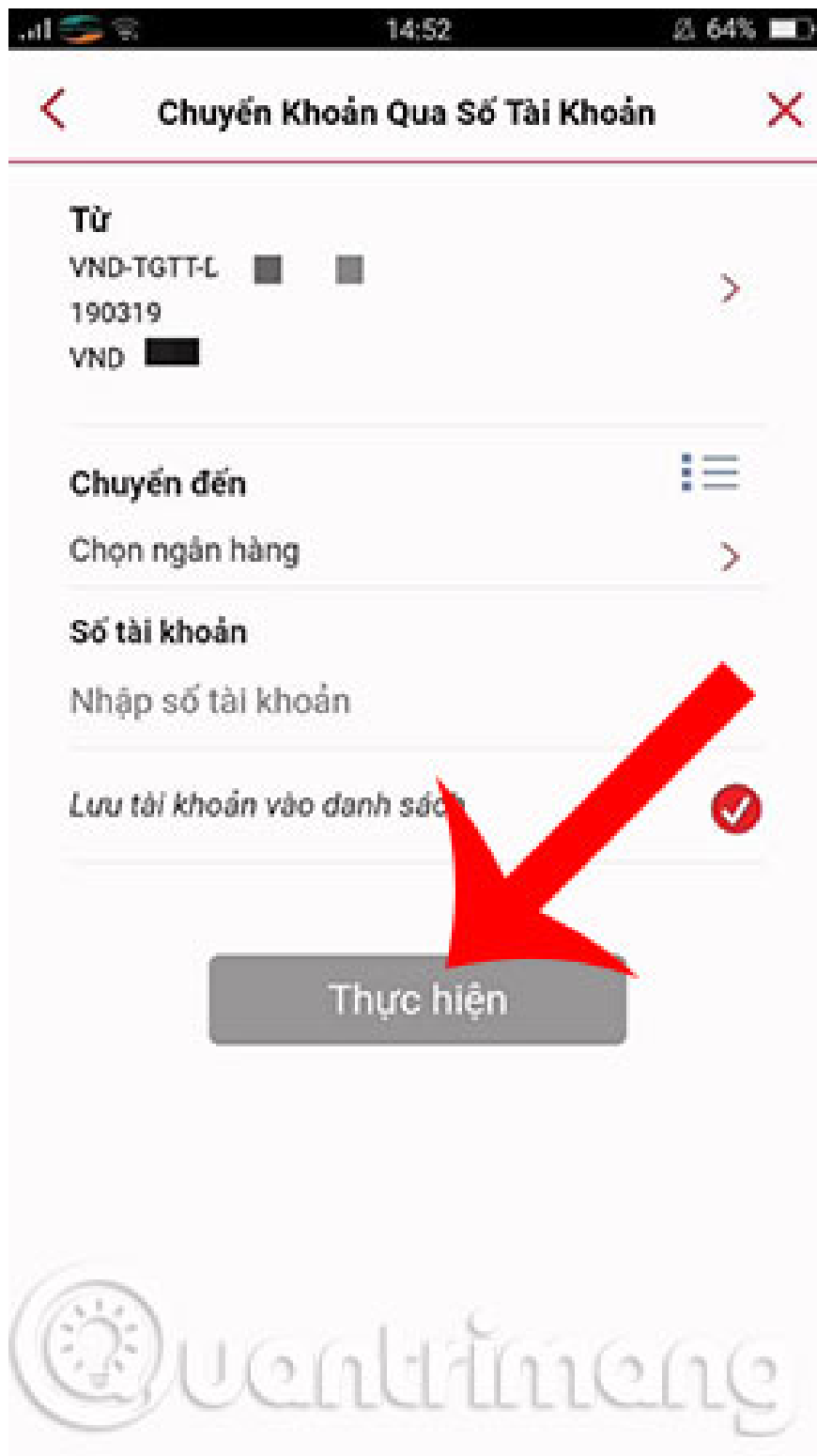
CK 24/7



Rút tiền



Tới CMND



Send money to people's identity card numbers:

At the **Transfer** menu> **Send money to ID card number** > **Enter ID card information of the recipient and the amount to be transferred** > **confirm the information and enter the authentication code to finish.**



Chuyển Khoản



VND-TGTT-C
1903199f

VNf [Progress Bar] 5 >



Trong TCB



Liên Ngân Hàng



CK Nhanh 24/7



D/S Người Thu Hưởng



Trang chủ



Trong TCB



CK 24/7




Rút tiền



Tới CMND

14:52 64%

< **Gửi Tiền Tới Số CMTND** ✕


 Chuyển tiền tới số CMTND- Người nhận đến các Điểm GD của Techcombank để rút tiền

Từ
VND-TGTT-C >
19031
VNC

Gửi đến
Số CMND
Họ và tên
Ngày cấp

VND Số tiền

Thực hiện



Note:

1. The transaction is valid for 05 working days.
2. Recipients come to branches and transaction offices of any Techcombank nationwide to receive money (when carrying ID card and providing transaction information including the amount and date of transaction).

5. Open Techcombank savings account

This feature allows you to query savings information, open an Online savings account. To open an Online savings account, select **Savings > Online Savings > enter the deposit amount > select the term > Continue >** then **verify by static password and OTP code** to complete.





Mở mới Tiết kiệm



Chọn loại sản phẩm tiết kiệm



Tiết kiệm Online

Rút trước hạn với lãi suất
0.3%



Tiết kiệm Phát Lộc

Rút trước hạn với lãi suất
0%

Lãi suất cao hơn
(một số kỳ hạn)

[Bảng lãi suất](#)





6. Load phone card on F @ st Mobile

Mobile recharge function will help you save time, effort and minimize the form of buying traditional phone cards, such as torn scratch cards, lost numbers of operators, . You can join Refer to the Guide to top up your phone with Techcombank card to know how to implement the details.

7. Withdraw Techcombank on the application

This is the feature that allows you to withdraw money from Techcombank without a card, it is quite simple to do so, you can review the specific actions in the article [Cash withdrawal at Techcombank ATM without a card](#).

Above is how to use Techcombank's F @ st Mobile that you need to know if you are using this bank card, hope the information in the article will be useful to you.

Hope you are successful.

See more:

1. List of telephone numbers of Vietinbank, Vietcombank, Techcombank .
2. How to check which bank branch of your ATM card?
3. Is the ATM card locked, withdraw money, transfer money?
4. Which is the lowest fee for internet banking and ATM withdrawal among banks: Vietcombank, BIDV, Vietinbank, Techcombank, VPBank?

You finished reading the article "**Techcombank's guide to using F @ st Mobile**" edited by the [TipsMake](#) team. We hope this article has provided you with many useful tech tips and tricks. You can search for similar articles on tips and guides. Thank you for reading and for following us regularly.