

# Summary of tips to play Military Island Free Fire easily to the TOP 1

Here are some experience and tactics of playing Free Fire Military Island, including the most convenient time to land, map loot area and some other survival experience.

Military Island is a map available from the beginning for Free Fire gamers. For other maps, players need to be level 5. For this reason, this will be a pretty crowded map, anyone who just started playing can jump in.

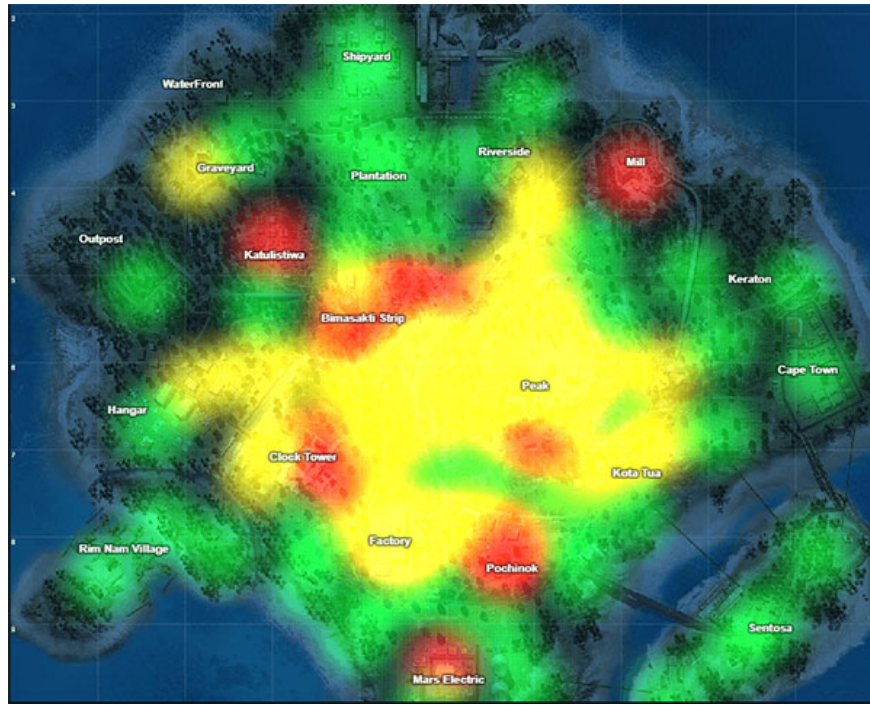
Like other survival games like PUBG Mobile, Rules Of Survival, Cyber Hunter . Understanding the map will give you an advantage over other gamers. Here is some useful information for those new to the Free Fire Military Island.

1. How to make friends in the game Garena Free Fire
2. Top survival shooter on Mobile and download link
3. How to use the sniper rifle in Garena Free Fire

## Tips to play Military Island Free Fire most effectively

### 1. When to jump off the plane

Before deciding when to parachute, you should know which "hot" is on Military Island. Hot spots are the places where regular battles occur, but only a few areas have the most intense fighting levels on the map.



If you want to get into combat as soon as you touch the ground, whether it's for a fight or not, then pick these areas. Or maybe choose a remote area on the map to loot gradually and avoid all possible fights.

In the image above, you can see that the supposedly hot areas will be red (crowded areas). The yellow area is the average player level, while the blue area is remote.



The simplest, if you do not want to fight then stay away from the **Bimasaki Strip (Valley)** in the first place. This area is considered to be one of the hottest and most devastating areas. Especially you can die before hitting the ground.

If you are flying south, **Kota Tua (Deo Stone)** and **Cape Town (City of the Sea)** are the best places to skydive. In the north, Rim Nam Village and Outpost are great areas for landing. These are all less-played areas and give you the best.

## Best loot map location Military Island



Cape Town is probably the best area to find rifles. This is a small town with quite a few buildings and almost everywhere there are many valuable items. And usually after loot enough items here, players will run to Kota Tua to start fighting, Kota Tua may not be rich in resources but the fighting pace will be more intense.

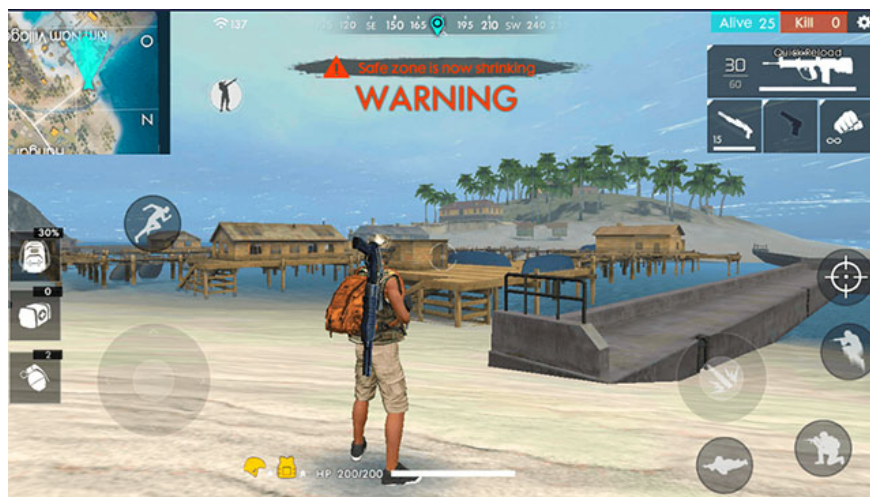


For best survival, you should land in Cape Town if the flight line is south of the island and do not have to get close to **Mill** in the first place. This area is at the top of the hill and there are plenty of snipers, and there will be lots of sniper guards here.



The **Outpost** is a military area and you can find lots of weapons here, including the LMG and Shotgun. This area has been a hot area in the past but now the player has forgotten its existence.

So you can use that to your survival plan. Specifically, you can take a temporary shotgun from here, then run up to the Hangar (Barracks) and start cleaning up the buildings here, including weapons and armor.



If you choose Rim Nam as the initial landing place, you can also loot things here and then run up to Hangar. However, you need to quickly leave Rim Nam because this area is often boiled in first, so have to loot really fast.

In general, if you are not a fan of fighting in the first place, land at the edge of the map. Collect enough booty and slowly move to the middle.

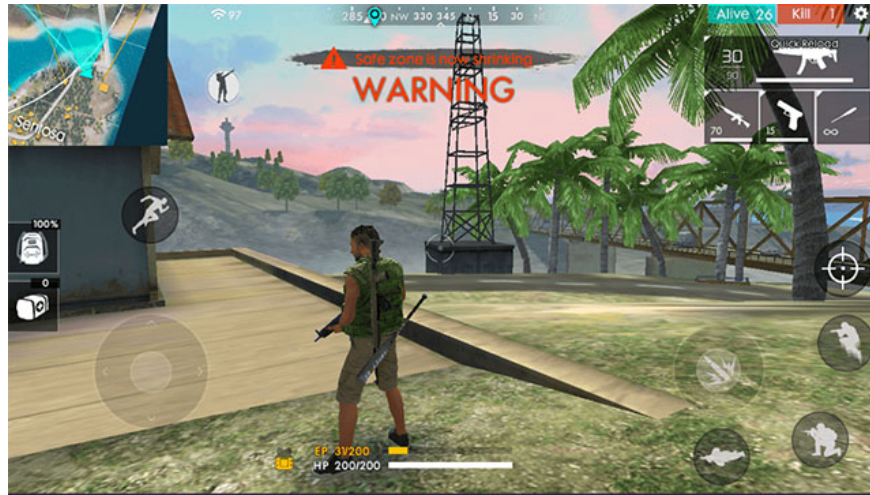
## Best tactics Military Island



The tower at the Shipyard area (Big Harbor) is a great place to snipe, but if attacked you will not have a running track. It is worse when other players can spot you from a distance by Sniper and the possibility is that you will have to go out to find other levels.



Most matches end in the Valley because this is the area in the middle of the map. This area is actually in the middle of the map and usually in the final safe zone. So you will definitely have to visit this area.



If playing with the team, Sentosa (Hai Dao) is probably the best place because this is a place that provides quite a lot of weapons and a sniper team will have a lot of benefits on Sentosa and can keep this island in the a time. However, the island is often out of the loop, but landing here with your teammates is still a good choice.

Above is the most effective Military Island tactic experience, if you have any additional tips to share with gamers by leaving a comment below.

You finished reading the article "**Summary of tips to play Military Island Free Fire easily to the TOP 1**" edited by the [TipsMake](#) team. We hope this article has provided you with many useful tech tips and tricks. You can search for similar articles on tips and guides. Thank you for reading and for following us regularly.