

Summary of the hottest technology news in August 4

Discover how to hack smartphones via gmail, common errors and fixes on HTC One M8, how to recognize bright open screen, save battery on Android 4.4 KitKat, create animation on Photoshop CS6 and then create account microsoft for Windows Phone, ... is the best news, tips are most concerned about last week!

Discover how to hack smartphones via gmail, common errors and fixes on HTC One M8, how to recognize bright open screen, save battery on Android 4.4 KitKat, create animation on Photoshop CS6 and then create account microsoft for Windows Phone, . is the best news, tips are most concerned about last week!

1- Discover how to hack smartphones via Gmail



Researchers at the University of California and the University of Michigan (*USA*) have discovered vulnerabilities in mobile operating systems (*Android, Windows Phone, iOS*) that allow malicious applications to collect personal information of people used with a success rate of 82 - 92%. Although it has just been tested on Android phones, the research team believes that this attack method can be applied on all three operating systems because of the same feature: installed applications can access the suite. Remember of mobile device. **See details!**


2- 8 common errors and ways to fix on HTC One M8



1. **The HTC One M8 LED does not work:** The LED should be blinking when a new email message or message is notified. Most users find that the lamp is still active when the phone is charging or the battery is low, when the lamp is yellow or green (*though it may be dim*), but it does not light when there is a new notification.
1. **Small volume when making calls:** This phenomenon may appear even if you have set the volume to the maximum.
1. **Safe Mode and Safe Mode boot:** Some HTC One M8 devices boot into **Safe Mode** right after being removed from the box. You can identify it because the word '*Safe mode*' appears in the lower left corner of the screen.
1. **The device cannot connect to Wi-Fi, is frequently disconnected or the connection speed is slow:** Try turning on and off *Airplane mode* , or holding down the power button and restarting the phone.
1. **Keyboard automatically changes language:** This is not due to software errors, but often due to clumsy hands or too small distances on the keyboard.
1. **Camera application fails when used in portrait mode:** This error may be caused by a specific application. For example, some discoverers of LastPass, the famous password management application, caused the above error after being updated to the latest version.
2. **The device cannot connect to Bluetooth**
 1. **Screen dead spots :** To remove dead spots, some people turn on screen brightness for a maximum of 30 minutes

See details!

3- How to identify a bright screen error



Bright open screen is a quite common error and there are many users of smartphones and tablets complaining about this problem. What is the fact that the screen is bright and how to recognize it? To capture this error information please **refer to the details here !**


4- Install Windows hardware driver: easy to think but difficult?



If you use the included Driver disk to install for Windows, you should take care to avoid installing unnecessary components for Windows. After installing Windows, the next thing users usually do is to find, download and install a computer hardware driver for Windows to identify and exploit the power of the system.

If you are accompanied by a DVD with a driver that includes drivers and software for your computer, you can use it immediately, but if you install all the components included in the included DVD, then your system may become heavy and warm up time can be extended. **See details!**

5- 3 battery saving tips on Android 4.4 KitKat



Android 4.4 KitKat users can apply the following tips to improve their smartphone battery.

1. **Turn off hotword detection:** To turn off the ' *hotword detection* ' feature, go to **Google** apps> **Settings** > **Voice** > ' *Ok Google* ' *hotword detection* > **OFF** .
1. **Adjust Location:** Access **Settings** > **Location** > **Mode** and you will see three modes: **High accuracy** using GPS, Wi-Fi and mobile networks; **Battery saving** uses only Wi-Fi and mobile networks; **Device only** uses GPS only.
1. **Turn off auto-sync and Wi-Fi scanning:** To disable **auto-sync** , go to **Settings** > **Google** > your account and then uncheck the services that don't need to be synchronized.

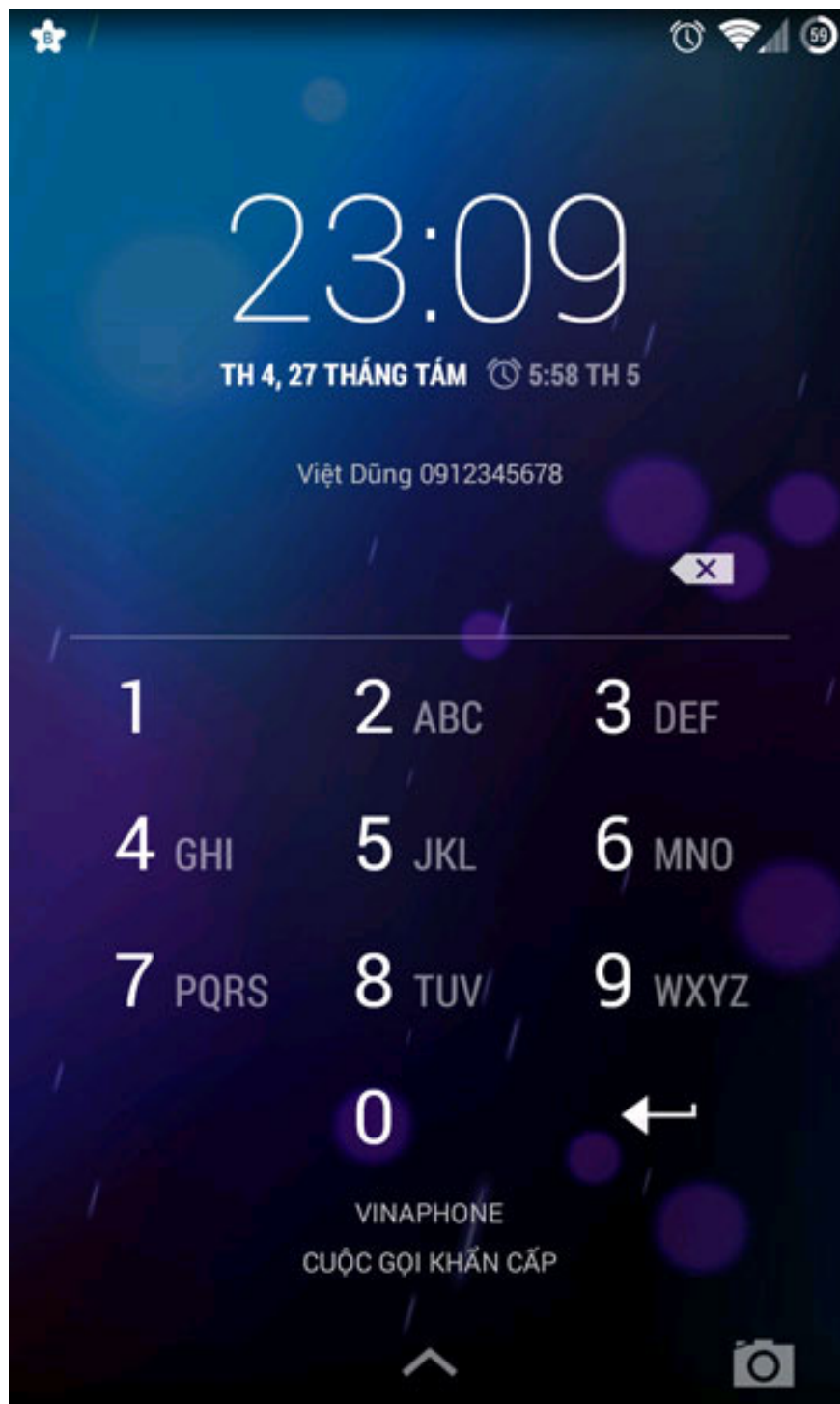
Summary of the hottest technology news in August 4 (continued)

6- Instructions for creating animations in Photoshop CS6



To create an animation (*.gif*) on Photoshop software is not easy, but it is not difficult. We will show you how to create an animated image using Photoshop CS6 software, it is very simple to go through 3 steps so you can create your own animated image! **See details!**

7- How to display contact information on the Android lock screen



If you lose your Android phone, perhaps the chance to meet your dear device is almost zero. However, there are still good people who want to return your device to you. But how can they contact you if the device is locked?

You can easily display your contact information outside the lock screen, so if someone is good enough to pick it up, they can return it to you. The illustration below is done on the Nexus 4 running Android 4.4.4 KitKat. **See details!**

8- Instructions for creating a Microsoft account for Windows Phone



Many of you buy Windows Phone devices in stores and store employees enter their Microsoft accounts to set up your phone, but some time later, when the employee changes the account password Microsoft, your phone suddenly asks you to enter a password to confirm your account and use it again, what do you have to do?**See details!**

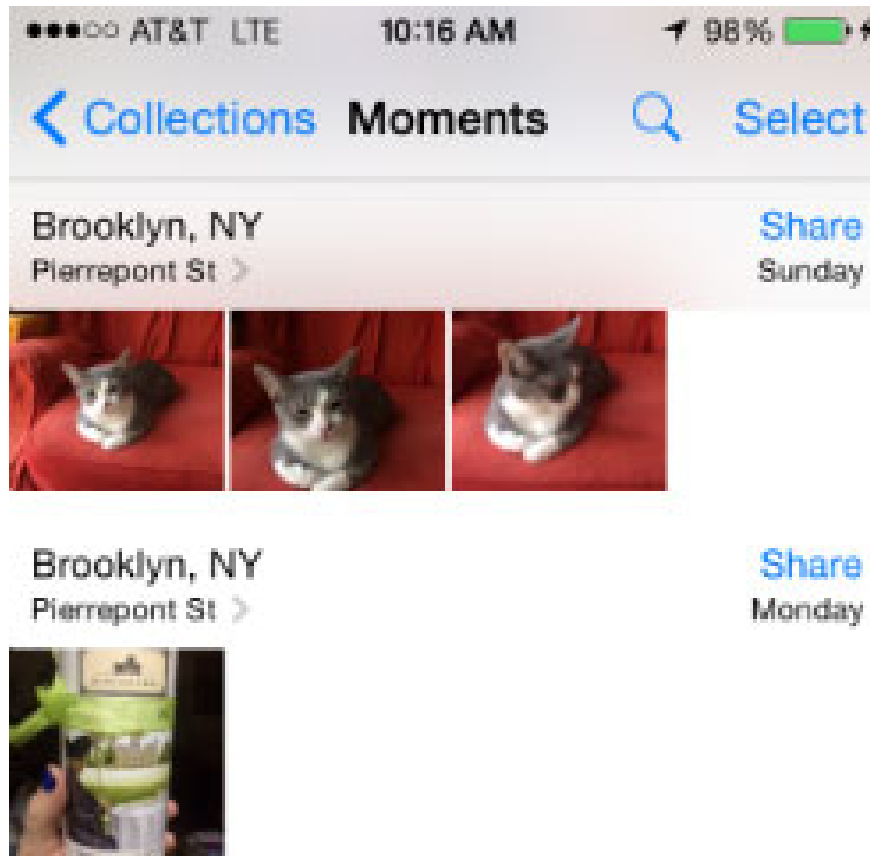
9-11 most attractive shortcuts on Google Chrome browser



Google has integrated Chrome browser to 50 different shortcuts for users to browse the web more quickly and conveniently. In this article, we selected the 11 most useful shortcuts that can help you use Chrome more effectively.

Chrome currently accounts for 43% of the browser market share worldwide, so we can know that many computer users are currently using Chrome as their main browser. However, not everyone knows that Google has integrated Chrome to 50 different keyboard shortcuts for you to browse the web more quickly and conveniently. Here are the 11 most useful shortcuts we've selected to help you use Chrome more effectively. [See details !](#)

10- How to delete multiple photos saved on iPhone for a while



With just a few simple steps, you can delete many photos saved on iPhone for a while. When encountering interesting things like beautiful fireworks displays or a lovely cat, iPhone users tend to hold up the camera and take pictures around.

After selecting the best pictures, you will want to delete the remaining pictures. In this case, you can apply the following method to quickly delete multiple photos on iPhone at a time. [See details !](#)

You finished reading the article "[Summary of the hottest technology news in August 4](#)" edited by the [TipsMake](#) team. We hope this article has provided you with many useful tech tips and tricks. You can search for similar articles on tips and guides. Thank you for reading and for following us regularly.