

# Summary of FIFA Online 4 gaming keyboard shortcuts

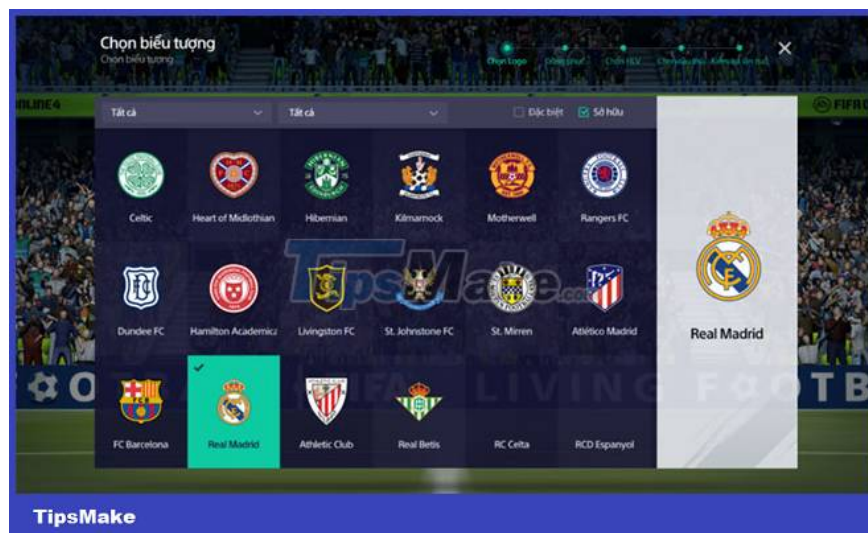
Summary of FIFA Online 4 gaming shortcuts, FIFA Online 4 game shortcuts will help gamers easily get used to the fastest way to play FO4.

FIFA Online 4 game shortcuts will help gamers easily get used to the fastest way to play FO4. FIFA Online 4 is currently the most played football game in Vietnam, after FIFA Online 3, FIFA Online 4 is the name officially released by Garena Vietnam with many attractive incentives.

Through the list of FIFA Online 4 shortcuts below, it is absolutely essential that gamers need to keep in mind when starting to play the game. We have divided the FIFA Online 4 shortcuts into specific functions, so gamers will not take too long to get used to. Most of these shortcuts are taken from FO3 to FO4 so they are still quite familiar.

## Function shortcuts in FO4

1. Alt + Enter: Switch the game screen from windowed mode to full screen mode and vice versa.
2. ESC: Pause, pause the game.
3. Long press Tab: View current ping.
4. Number keys from 1 to 10: Team strategy (tight defense, Pressing, counterattack.).
5. ], [ : Increase or decrease the team's attack or defense level.

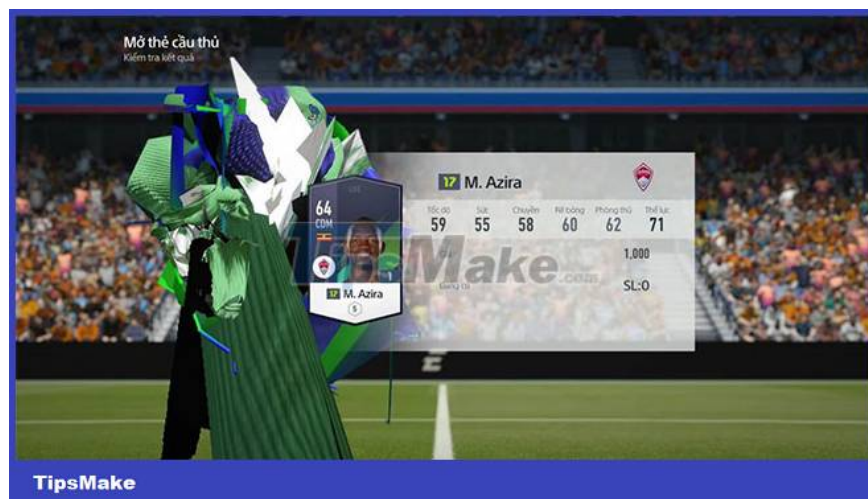


## Shortcut to control goalkeeper in FIFA Online 4

1. W (when there is no ball): Rush.
2. W (when there is a ball): Drop the ball.
3. A, D: Long pass, high and strong serve.
4. S: Short, light pass.
5. Z + S: Throw the ball low.
6. Press and hold S: Throw the ball away.

## Keyboard shortcuts to control players in FO4

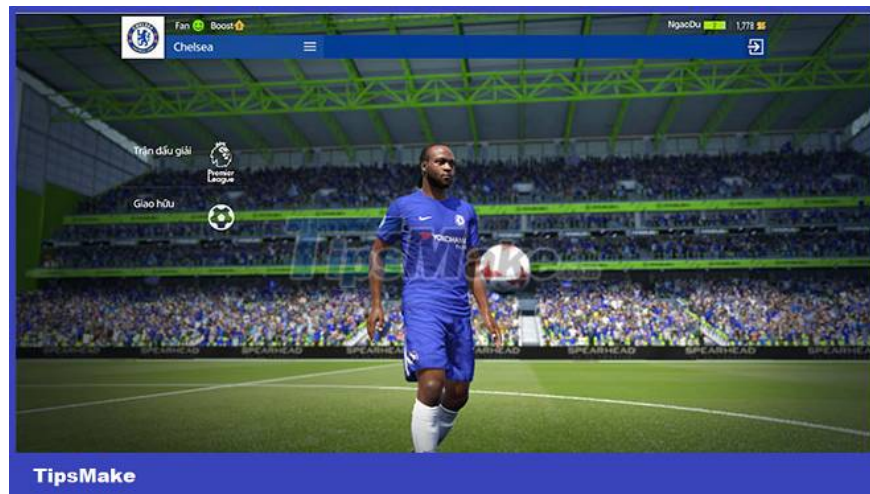
1. Z: Get the ball.
2. Z + A: Navigate when shooting the ball.
3. E: Push up the pressure formation.
4. A: Long pass, cross, header, long throw.
5. D: Shot, volley, header, shot, close throw.



## Attack Shortcut

1. ????: Move the player.
2. Ctrl + ????: One-touch catch or long push.
3. Q + ????: Stop the ball and look at the target.
4. E + ????: Accelerate, run fast.
5. E + any arrow key opposite the direction of movement: Stop the ball suddenly.
6. C + ????: Hold the ball, control the ball in the foot.
7. Shift + ????: Perform the technique of bypassing people, reversing the ball.
8. C + E: Face the dribbler.
9. S: Short pass, header.
10. A: Long pass, cross, header, long throw.
11. W: Punch, throw in.
12. D: Shot, volley, header, shot, close throw.
13. Q+C: Hold custom shadows.
14. C: Hold the ball and cover it (the player will have his back to the opposing defender).
15. Q + D: Prick the ball, press the ball, bounce the ball over the goalkeeper's head.
16. Q + W: Poke the scholarship.

17. Q + S: Low range poke.
18. D + D: Thick shot, low header.
19. D + S + ??? ?: Pretend to shoot.
20. A + S + ??? ?: Pretend to pass.
21. Z + W: Turn on the wall with teammates.
22. Z + A: Pass.
23. Z + S: Pass the ball low.
24. C + S: Unexpected pass.
25. Hold down Z: Pass technique.
26. A + A: Low cross.
27. Q + A: A quick cross.
28. Z: Request support.
29. E + C: Cancel.
30. Z + D: Cut the heart, spin the shot (shot with the inside cheek).
31. C + D: Sudden shot, quick shot.



## Defense Shortcuts

1. S: Change control player.
2. Shift + ??? ?: Change players (in the direction of the arrow).
3. A: Split and get up quickly after a tackle or slip.
4. Space: Tackle the ball.
5. Press and hold Space when chasing the ball: Push, shoulder, press the ball.
6. Hold down D: Close to the opponent.
7. D or S: Break the ball, head to clear the ball (when the ball is high, corner kick).
8. Long press Q: Ask teammates to support defense.
9. C: Accompanied by short people.
10. E: Run fast, move the fence.
11. Z: Raise your formation.
12. W: Goalkeeper rushes, the ball barrier jumps (when taking a free kick).
13. C + ??? ?: Dispute the ball.
14. Press and hold C + E: Run and control.

## Shortcut for throw-in, corner kick

1. A: Strong corner kick.
2. A + A (press A twice): Light corner kick.
3. A + A + A (press A 3 times): Corner kick (closer to the ground).
4. S: Passing.
5. Z: Change players.
6. ????: Align, select target to pass or shoot.
7. C: Call a nearby player.
8. D: Finish, header, volley.
9. S: Close throw in.
10. W: Quick throw-in (custom).
11. A: Long throw-in.
12. A + S / S + A: Pretend to throw in.



## Shortcut for direct free kick

1. D + ????: Spinning shot (spin in the direction of the arrow).
2. Q + D: Custom shot.
3. S: Pass the ball low.
4. A: Long pass, cross.
5. E: Choose the shooter.
6. C: Call the second kicker.
7. Z: Call the third shooter.
8. C + D: Let the 2nd player shoot the ball.
9. Z + D: Let the 3rd player shoot.
10. W: The ball barrier jumps up.
11. D: Control the defense.
12. C / E: Move the defense.
13. Z: Raise the defense.
14. Ctrl + ????: Adjust position.

## Penalty Control (Penalty)

1. `WASD`: Move the player or change the direction of the ball.
2. `D`: Shoot the ball, finish.
3. `E`: Choose the shooter.
4. `Z + D`: Cut the ball, shoot with the inside foot.
5. `Q + D`: Hit the ball.
6. `Ctrl` or `D + WASD`: Control the goalkeeper when catching a penalty.

You finished reading the article "**Summary of FIFA Online 4 gaming keyboard shortcuts**" edited by the [TipsMake](#) team. We hope this article has provided you with many useful tech tips and tricks. You can search for similar articles on tips and guides. Thank you for reading and for following us regularly.