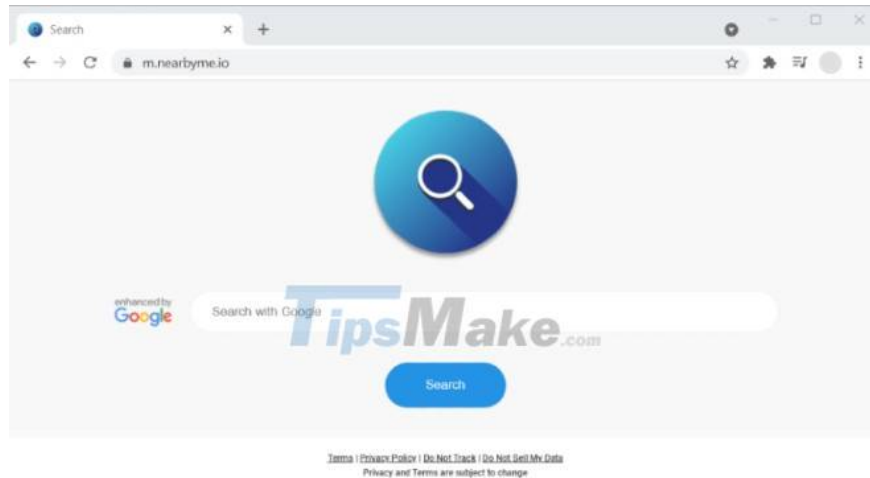


Steps to remove m.nearbyme.io from the browser

m.nearbyme.io is classified as a fake Google search engine software. Often the guys behind m.nearbyme.io will trick users into installing it in browsers like Chrome, Firefox, Edge, Safari...



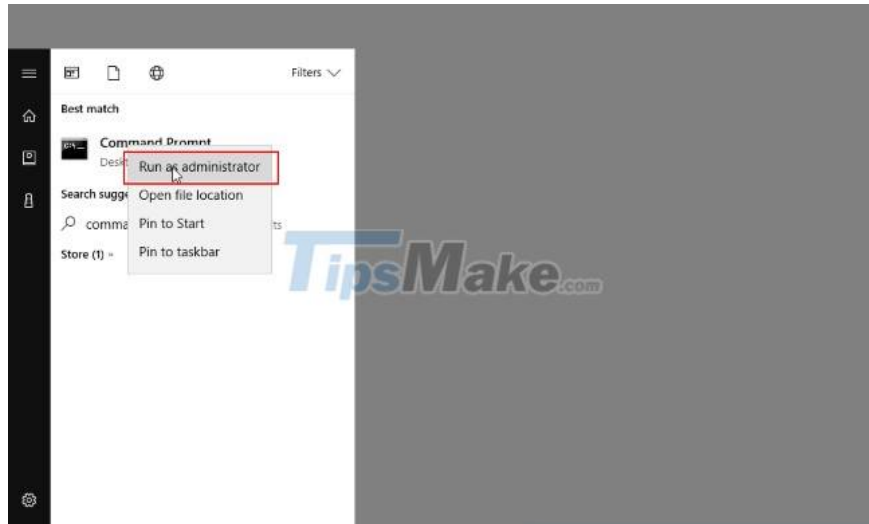
m.nearbyme.io creates a Google-like search results interface. However, you can detect it by looking at the URL which is not Google.com but m.nearbyme.io.

m.nearbyme.io is used to redirect user traffic thereby generating income for those behind it. On the surface it looks like users are using Google, but in reality m.nearbyme.io directs them to the pages it wants to generate income for the owner.

How to remove m.nearbyme.io

To remove m.nearbyme.io you can use SpyHunter or Malwarebytes tool. You can also use the manual removal of m.nearbyme.io according to the instructions below. You need to do the following steps before starting the m.nearbyme.io removal process to be able to remove it successfully:

Step 1 : Launch [Command Prompt](#) by clicking the **Start menu** button and typing **command prompt** . Right-click **Command Prompt** in the search results and select **Run as Administrator**

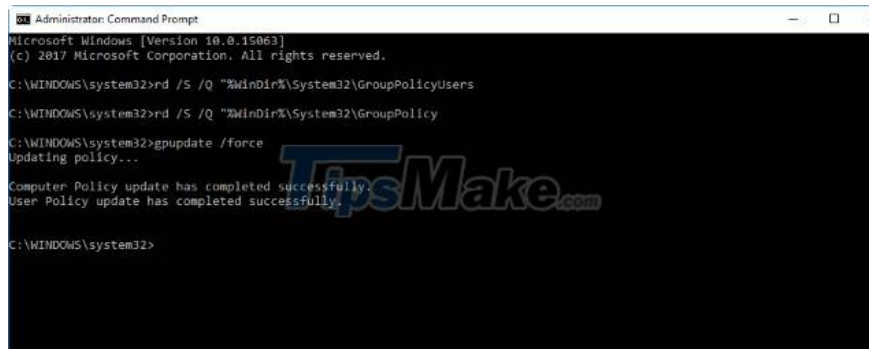


Step 2 : Enter and execute the following commands:

```
rd /S /Q "%WinDir%\System32\GroupPolicyUsers"
```

```
rd /S /Q "%WinDir%\System32\GroupPolicy"
```

```
gpupdate /force
```



Uninstall m.nearbyme.io from Control Panel

Normally, m.nearbyme.io will appear in the application section of the [Control Panel](#) under the name SwiftSelect or Swift-S. The steps to remove m.nearbyme.io are as follows:

Step 1 : Press the **Start** button

Step 2 : Select **Settings**

Step 3 : Click **System**

Step 4 : Click **App & features** and find **SwiftSelect**, **Swift-S** or any suspicious software in the list

Step 5 : Click on it and press **Uninstall** button

Note : To be able to completely uninstall m.nearbyme.io you need to have admin rights of the computer. If your computer is under the management of a business or organization, you need to contact the IT department for

support.

Remove the m.nearbyme.io extension from the browser

Sometimes removing m.nearbyme.io from Control Panel doesn't give you the desired results. The reason is because m.nearbyme.io is still activated by the extension that plugs into the browsers. Therefore, you need to proceed further with removing the m.nearbyme.io extension from the browser.

Safari:

1. Open Safari then click on the drop-down menu then select **Preferences**
2. Click on the **Extensions** tab
3. Find the **SwiftSelect .** extension
4. Click the **Uninstall** button to remove it

Google Chrome:

1. Open Google Chrome then type **chrome://extensions** in the address bar then press **Enter**
2. Find **SwiftSelect** or suspicious extensions
3. Click trash can icon to remove

Mozilla Firefox:

1. Start Firefox then type **about:addons** in the address bar and press **Enter**
2. Choose **SwiftSelect** or suspicious extensions
3. Click **Disable or Remove** to remove

Microsoft Edge:

1. Start Microsoft Edge then type **edge://extensions** in the address bar and press **Enter**
2. Find **SwiftSelect** or suspicious extensions
3. Click the **Remove** button to remove

After removing m.nearbyme.io from Control Panel and browser you should reset browser settings and restart your computer. Good luck!

You finished reading the article "**Steps to remove m.nearbyme.io from the browser**" edited by the [TipsMake](#) team. We hope this article has provided you with many useful tech tips and tricks. You can search for similar articles on tips and guides. Thank you for reading and for following us regularly.