Steps to block others from adding to Telegram group

Being added to the Telegram group makes you very uncomfortable when you do not know the people in that chat group. So you should control who can add you to Telegram groups.

Being added to the Telegram group makes you very uncomfortable when you do not know the people in that chat group, or do not have the same topic to talk about. Therefore, you should control who can add you to the Telegram group, to avoid adding to the chat group miscellaneous. And Telegram completely has the option to customize who adds you to the group, similar to controlling who can add you to the WhatsApp chat group. The following article will guide you how to block others from adding you to Telegram groups.

Instructions to block others from adding to Telegram groups

Step 1:

At the interface on Telegram we click on the menu icon and then select Settings . Switch to the new interface, users click on the Privacy and Security item.

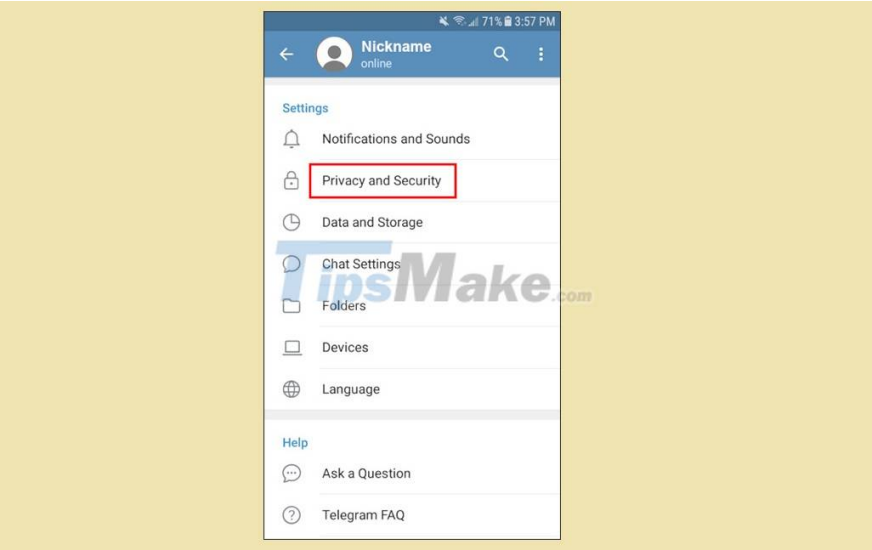

Step 2:

Next you will click on Groups & channels to adjust the Telegram group.

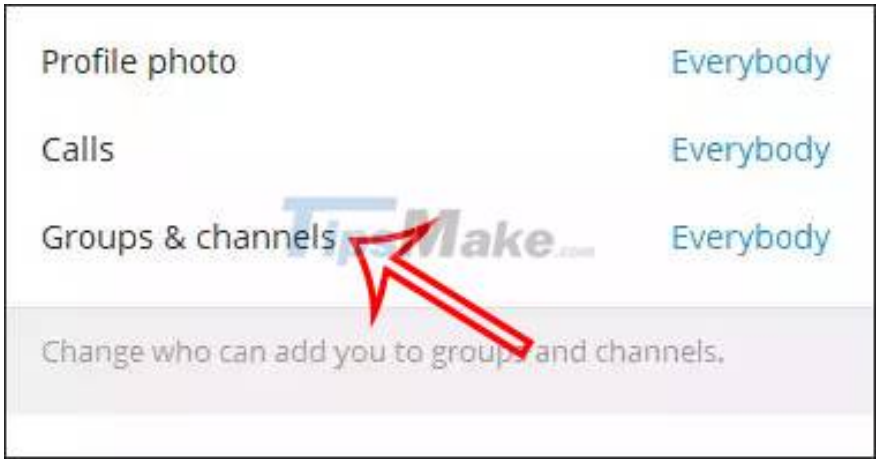

Step 3:

You will now see the settings for the Telegram group. In the Group invite settings section we will switch from Everybody to My Contacts so that only people in your Telegram contacts can add you to Telegram groups. Finally click Save to save this setting.

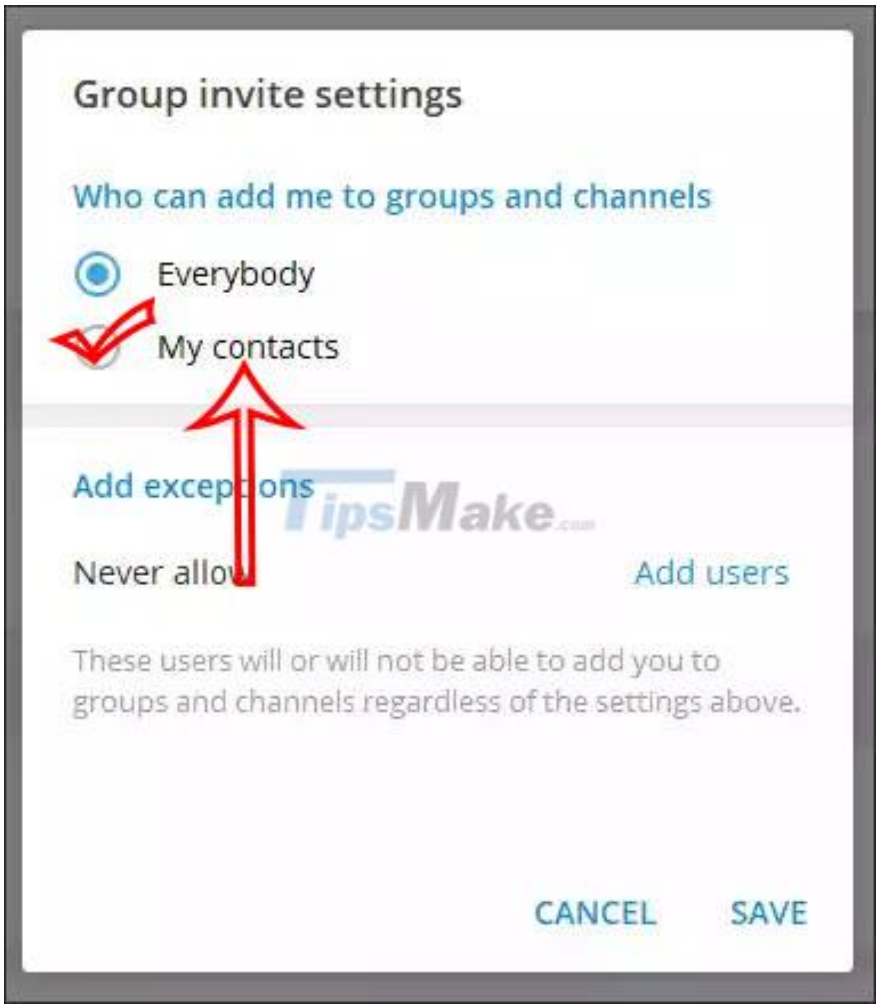

So strangers will not be able to add you to the group on Telegram, avoiding the hassle of accessing the group.

You finished reading the article "**Steps to block others from adding to Telegram group**" edited by the **TipsMake** team. We hope this article has provided you with many useful tech tips and tricks. You can search for similar articles on tips and guides. Thank you for reading and for following us regularly.

© 2019 TipsMake.com