

Step by Step Guide to Connect Spotify to Gemini

Google Gemini supports Spotify extension for 2 users to connect Spotify to Gemini. This will help you easily play Spotify music using Gemini with just a few simple commands.

Google Gemini supports Spotify extension for 2 users to connect Spotify with Gemini. This will help you easily play Spotify music with Gemini with just a few simple commands. You don't need to open Spotify app to find your favorite song or any content. Just execute the command with Gemini and you get the song you want. Below is the guide to connect Spotify with Gemini.

How to Connect Spotify to Gemini

Step 1:

At the Gemini interface, **click on the avatar** and **select Extensions** in the displayed list.



Google



Yasan Gs



Google Account



Try Gemini Advanced



Gemini Apps activity



Extensions



Gem manager



Updates



Privacy Help Hub



Switch to Google Assistant



Settings



Feedback



Help

Step 2:

Now the interface of the available utilities on Gemini is displayed, you **activate the Spotify utility** to use it.

Make phone calls through the phone app

Call contact

Call local business



Spotify


@Spotify

Play your favorite songs and discover playlists for any mood.

Play your favorite songs

Find playlists for any mood

Discover new music



Utilities

@Utilities

Open apps, take a selfie, set timers or alarms, and control other day-to-day

Step 3:


You call Gemini on your phone then call the command to open music on Spotify for Gemini to perform. For example Play my liked music and then the music on Spotify is opened.


December

M	T	W	T	F	S	S
2	3	4	5	6	7	8
9	10	11	12	13	14	15
16	17	18	19	20	21	22
23	24	25	26	27	28	29
30	31					

◆ Spotify ▾ ⏸ 📄

Here's some music from your Spotify library.

 Spotify

 Liked Songs
Playlist

👍 🗨️ 🌐 ⏪ 📄 ⋮

Ask Ge... 🔊 📷 📶

Gemini can make mistakes, so double-check it

Now we need to read the English command for Gemini to understand and follow. You can refer to some English sentences with Gemini below:

1. Play 'album name' on Spotify
2. Play 'song name' by 'artist name' on Spotify
3. Play the 'Spotify playlist name'
4. Play 'artist name' songs
5. Searching for a song by its lyrics
6. Play music for a mood, genre, or activity on Spotify

If you have multiple music streaming services connected to Gemini, you need to specify Spotify when speaking the command. Otherwise, Gemini will connect to the music app you used last time.

You finished reading the article "**Step by Step Guide to Connect Spotify to Gemini**" edited by the [TipsMake](#) team. We hope this article has provided you with many useful tech tips and tricks. You can search for similar articles on tips and guides. Thank you for reading and for following us regularly.