

Standard photo sizes on Instagram

Selecting a standard image size to share on Instagram will help your images be optimized to display to people around them

Instagram and some other social networks often share beautiful photos with different sizes, however, you will have tools to help select images with standard sizes with each of their own settings. For example, Facebook only allows players to use a square image size to make a avatar.

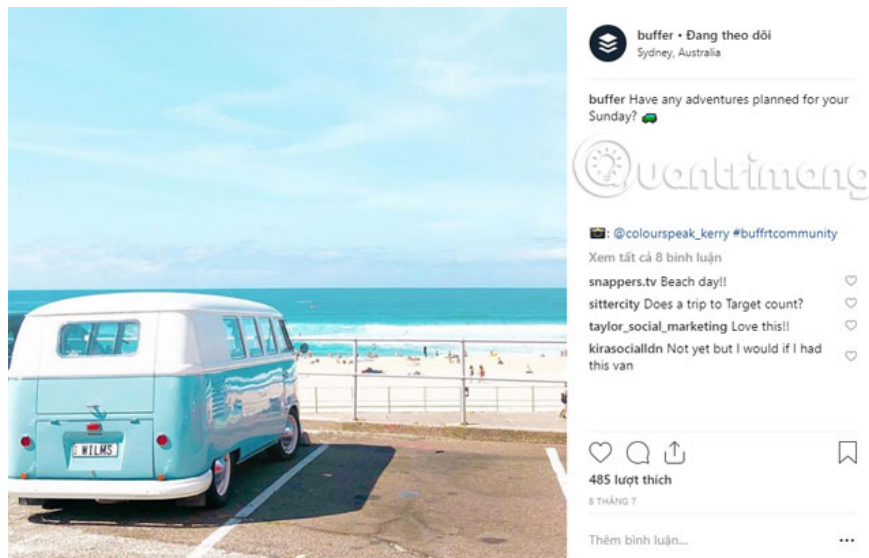
As for Instagram, users will be standardized on a square image, but users can upload vertical images on smartphones such as portraits or landscape images. Here are some standard image sizes to use on this social network.

1. How to fix sharing Instagram photos on Facebook
2. How to post questions on Story Instagram
3. How to create name tags on Instagram
4. How to download Instagram Story posts to PC

Standard image sizes on Instagram

1. Download Instagram for iOS
2. Download Instagram for Android

1. Square shape



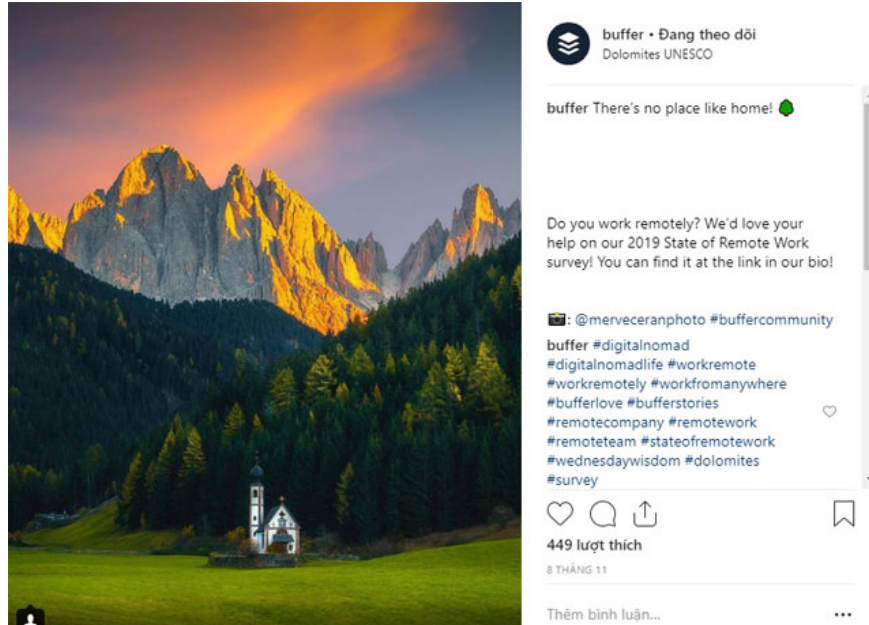
Source: @butter on Instagram



Source: @butter on Instagram

You can see the standard size of Instagram photos between two devices, PC and phone, the image size is square and users can see details on both devices without being covered or blocked. certain part. The standard square image size to post to Instagram is: **1080 pixels wide x 1080 pixels in height**.

2. Vertical Photo (Portrait Photo)



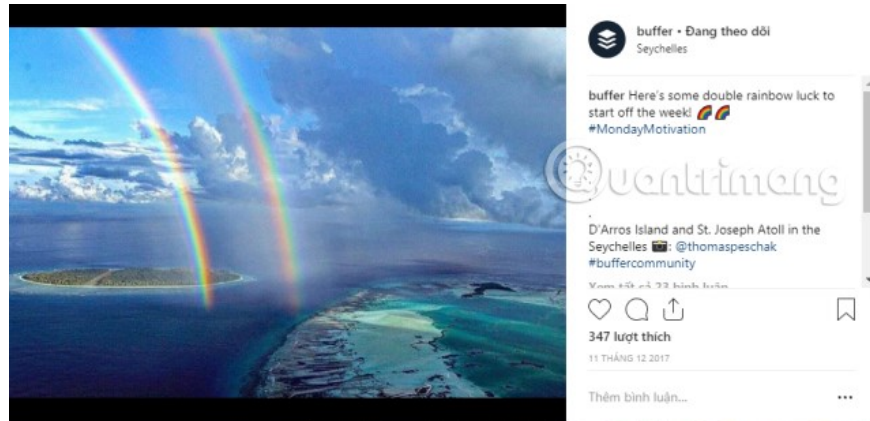
Source: @buffer on Instagram



Source: @**butter** on Instagram

Standard vertical images of Instagram have a resolution of **1080 pixels width and 1350 pixels height** , with vertical images, on the Instagram or on the phone version of the phone can see all images.

3. Landscape (landscape)



Horizontal photos, or landscapes captured on Instagram, will have a standard size of 1088 width and 566 pixels height. In addition, some of the photos you see posted on their News will have a standard size of 1080 pixels wide and 1920 pixels tall.

Hopefully, the standard image size of Instagram above will help you when sharing your moments with relatives and friends. You can share multiple photos at once via Instagram, if you do not know this tip, please refer to how to do in the article [How to upload multiple photos at once on Instagram](#).

See more:

1. Synthesize applications to write text on photos on the phone
2. Some online photo resize services
3. How to automate GIMP by script
4. How to design a simple logo in Photoshop

You finished reading the article "**Standard photo sizes on Instagram**" edited by the [TipsMake](#) team. We hope this article has provided you with many useful tech tips and tricks. You can search for similar articles on tips and guides. Thank you for reading and for following us regularly.