

Speed ??up your computer with Wise Care 365 Free

Wise Care 365 Free is a computer acceleration software that is provided free of charge to users. The software helps you remove junk files, check for system errors, optimize the system and speed up your computer.

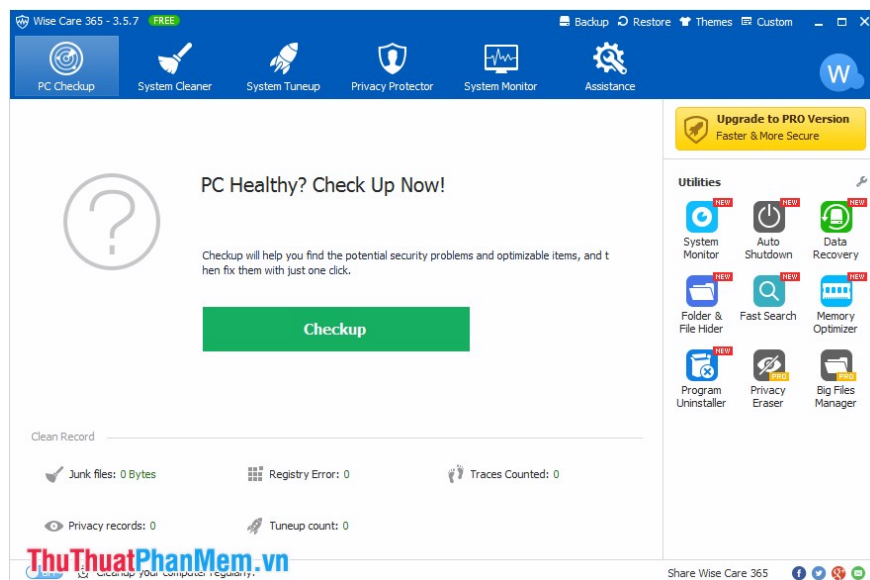
Wise Care 365 Free is a computer acceleration software that is provided free of charge to users. The software helps you remove junk files, check for system errors, optimize the system and speed up your computer. You can also view computer hardware information with this software.

The following article will guide you how to use Wise Care 365 software to speed up the computer.

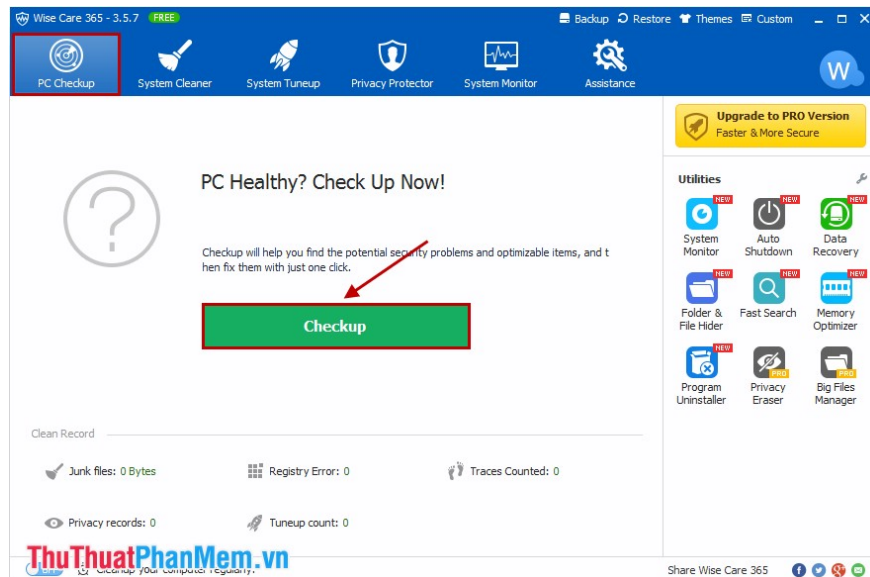
Step 1: Download and install the Wise Care 365 Free software.

You can download the software at home page: <http://www.wisecleaner.com/wise-care-365.html>


Step 2: Start the Wise Care 365 Free program, the program interface is as follows:



Step 3: At the first card **PC Checkup**, click **Checkup** to check and give errors of the system.

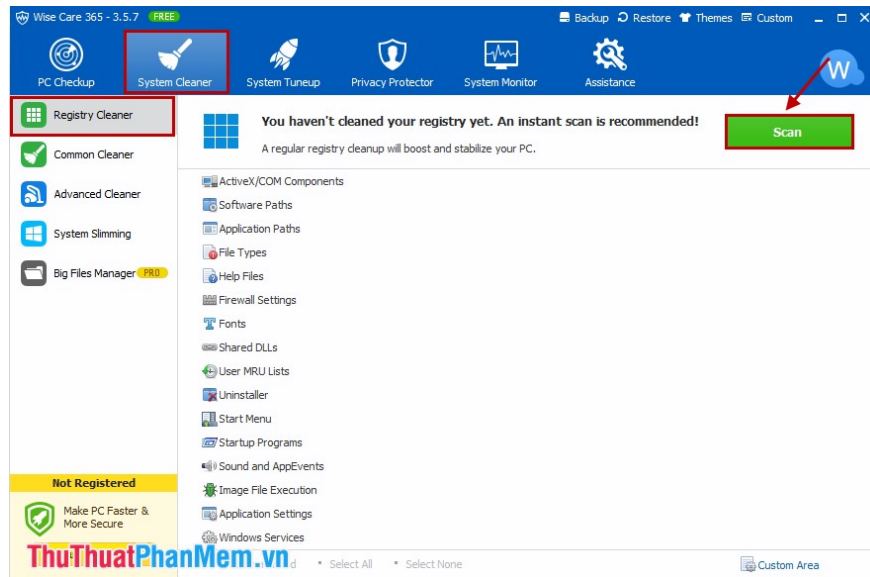


Wait for the system testing program, after the testing process is finished, if it detects an error, the program will offer a solution to fix the error, you just need to click on **Fix** to the program to help you fix the error.

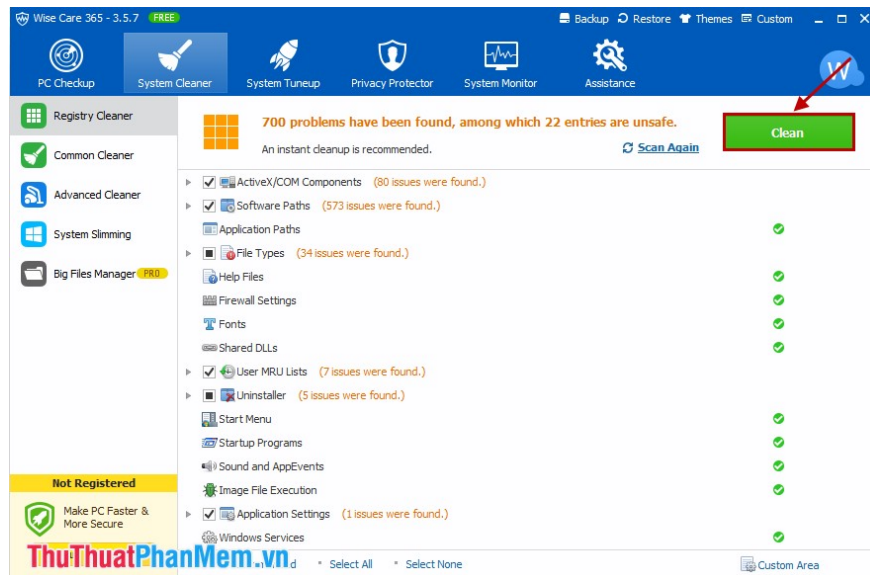


Step 4: Select the **System Cleaner** tab to clean the system. You can clean the system, clean junk files in the computer, clean the Registry .

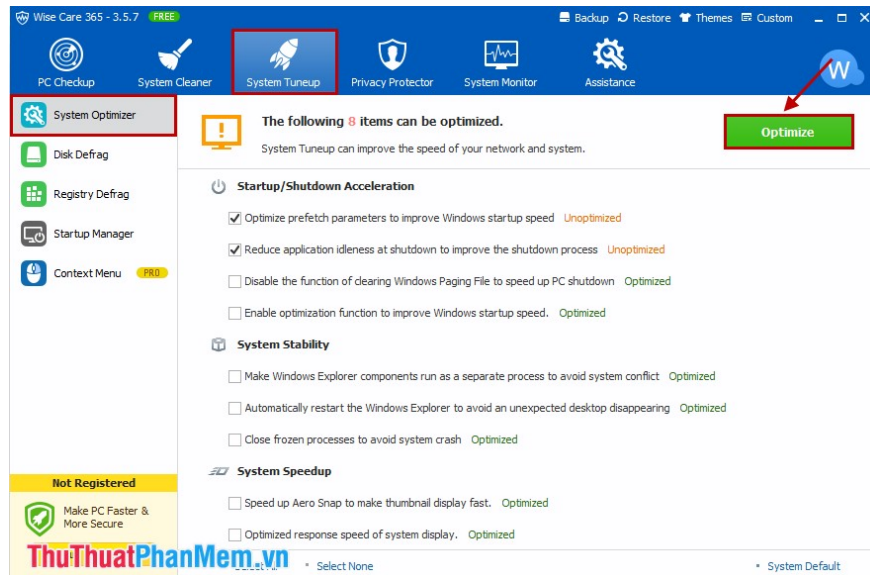
You select the items to be cleaned in the left menu and click **Scan** to scan the program for problems (eg Registry cleaning).



Then click **Clean** to clean.

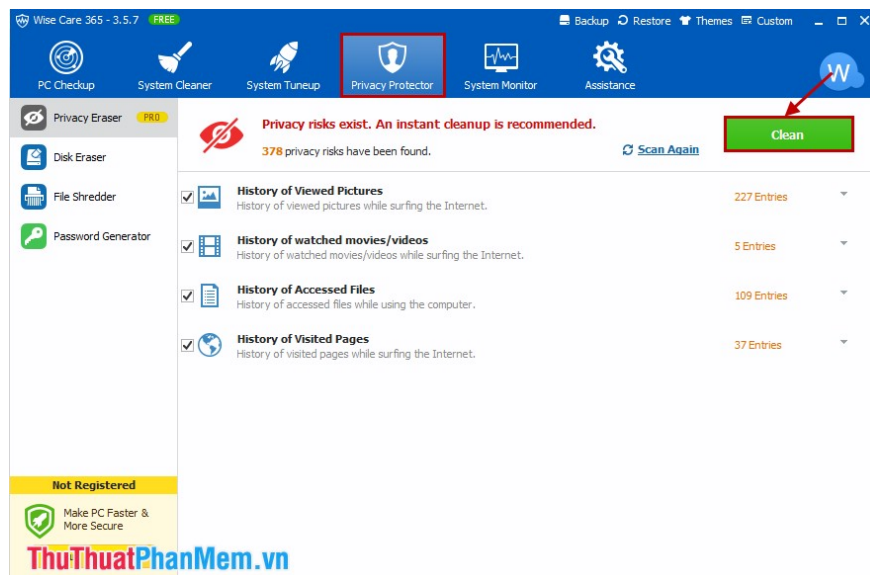


Step 5: To optimize and speed up your system, select the **System Tuneup** tab . Then select the item to be optimized in the left menu and click **Optimize** .

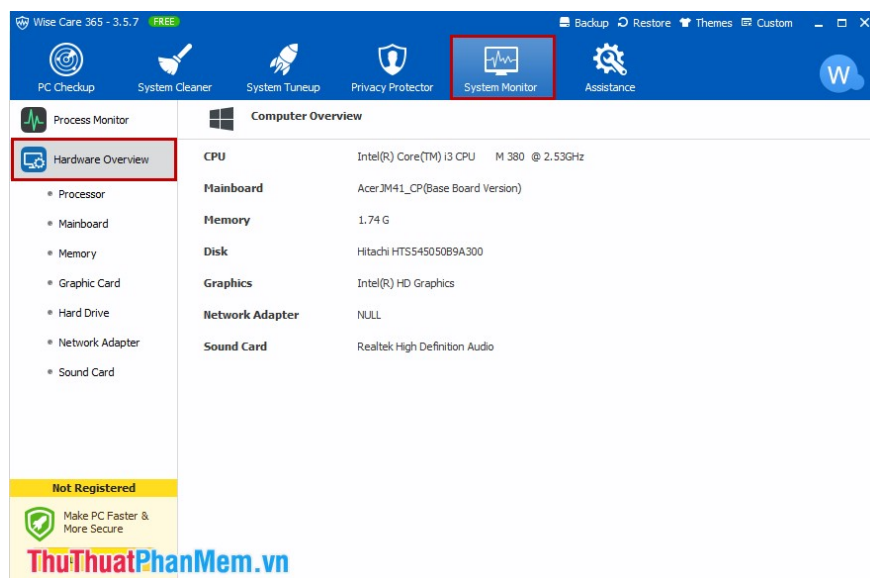


Step 6: The **Privacy Protector** tab helps you protect the system, computer security. This feature requires the upgrade of Wise Care 365 Pro version to be able to use.

Click **Clean** in the **Privacy Protector** tab to clean history.



Step 7: For information about computer hardware such as CPU, Main, RAM, HDD . select the **System Monitor** tab and select **Hardware Overview** .



With Wise Care 365 Free software, you can optimize the system, speed up your computer quickly and effectively. To better protect your computer, you can update to the Wise Care 365 Pro version. Good luck!

You finished reading the article "**Speed ??up your computer with Wise Care 365 Free**" edited by the [TipsMake](#) team. We hope this article has provided you with many useful tech tips and tricks. You can search for similar articles on tips and guides. Thank you for reading and for following us regularly.