

Some useful small apps on iOS 9

If you have experienced it on iOS 9, users will notice some interesting new features like Siri smarter or new Maps. However, just like the previous iOS versions, Apple also lurks in many other features that not everyone knows.

If you have experienced it on iOS 9, users will notice some interesting new features like Siri smarter or new Maps. However, just like the previous iOS versions, Apple also lurks in many other features that not everyone knows.

1. Things to know before upgrading to iOS 9
2. Instructions on how to upgrade to iOS 9
3. Fix iOS 9 slow and lag

Wi-Fi Assist

Wi-Fi Assist is enabled by default (*users can turn it off*). It allows users to automatically switch to using a mobile network connection (*3G / 4G*) when Wi-Fi waves are weak to avoid interrupting the user's task.

To access this feature, users select **Settings** > **Cellular** and scroll down to the end of the installation.



8:26 AM

46%

Settings

Settings



Airplane Mode



Wi-Fi

congsan >



Bluetooth

Off >



Cellular

Off >



Notifications >

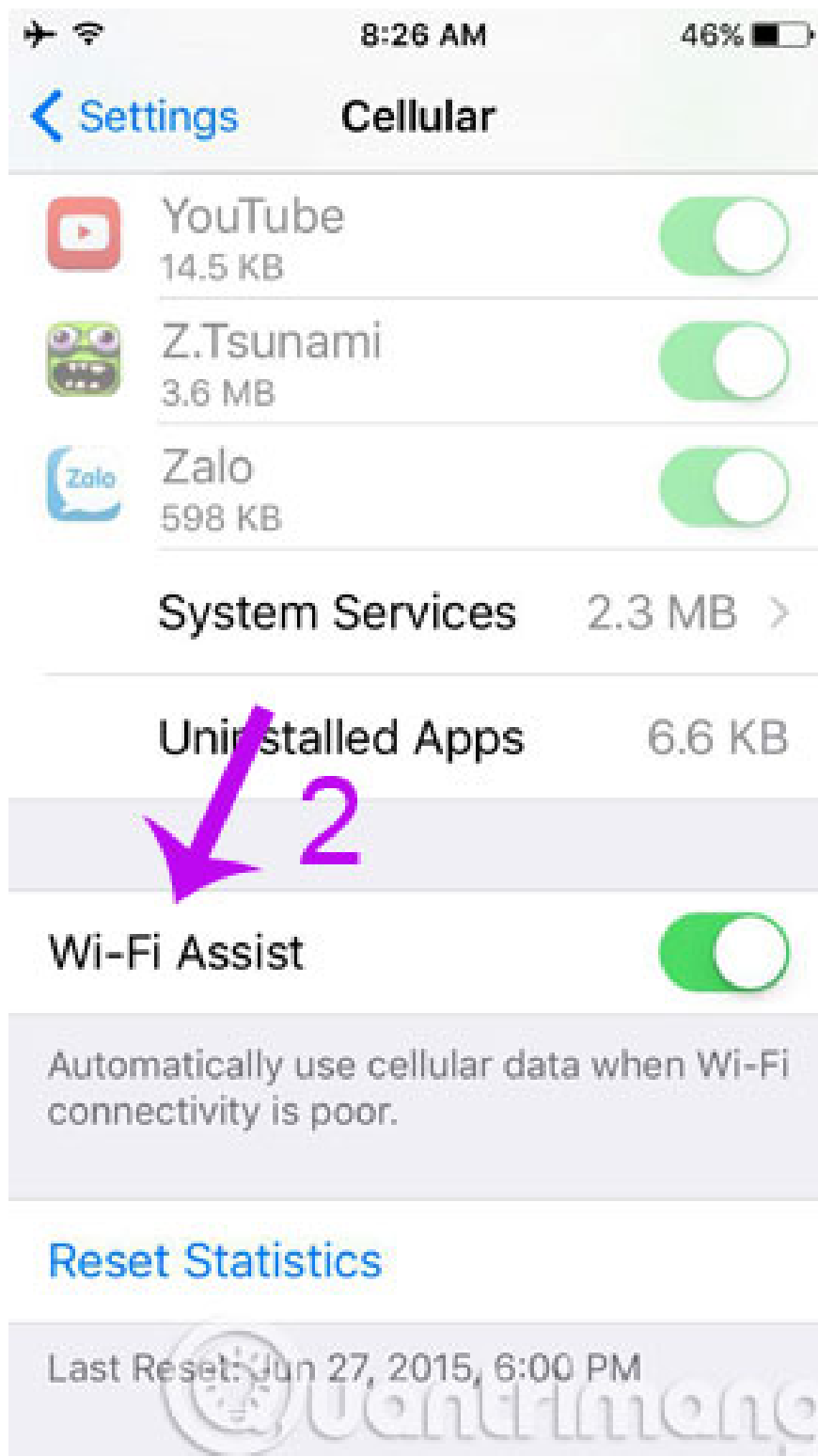


Control Center >



Do Not Disturb >

Quentimang



Smart calendar application

The calendar app (calendar) on iOS 9 is much more useful than before. It can detect user scheduled events, flight information, or home bookings in the incoming mail section (on the Mail app) and automatically book an appointment.



8:27 AM

45%

What's New in Calendar



Calendar now shows you events like flights or restaurant reservations found in Mail.

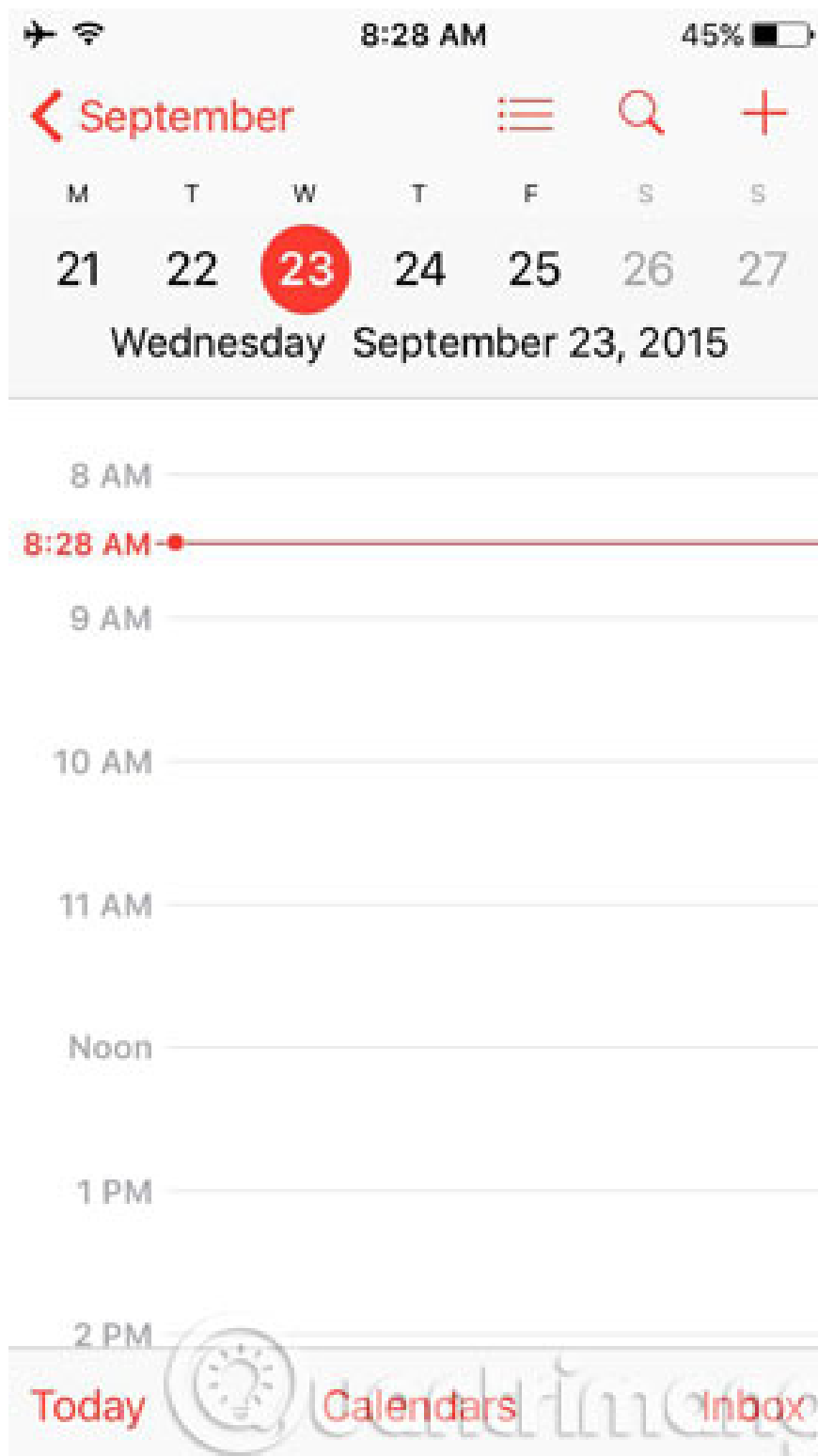


Calendar also uses Apple Maps to look up locations and traffic conditions to tell you when it's time to leave.

[Continue](#)

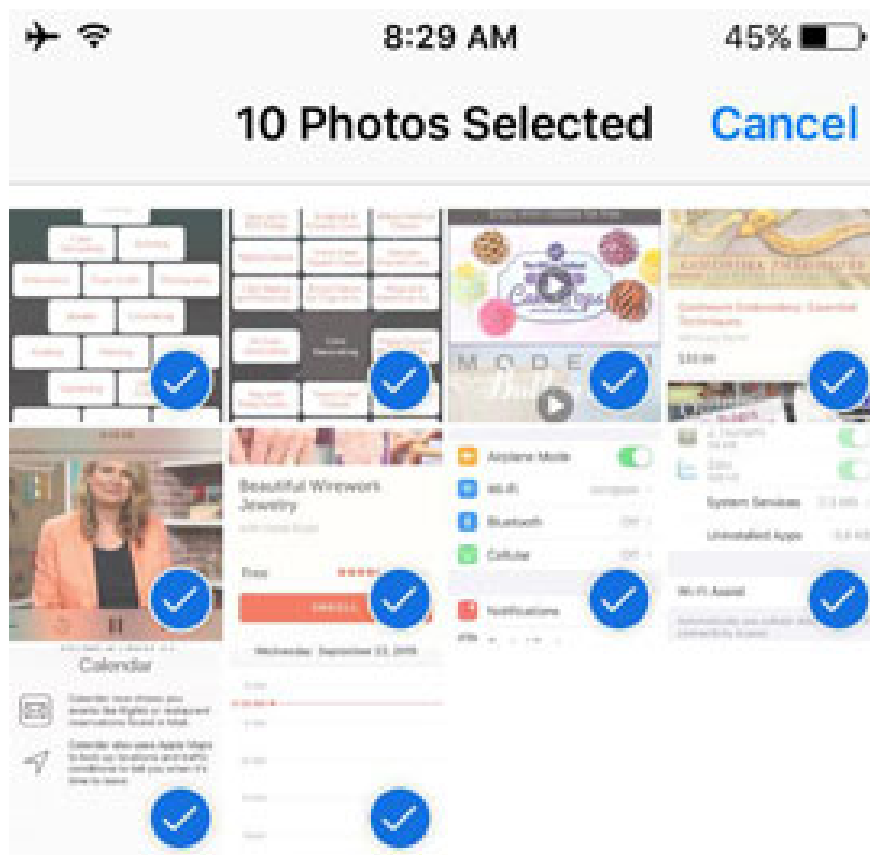
You can configure Calendar features in
Settings.





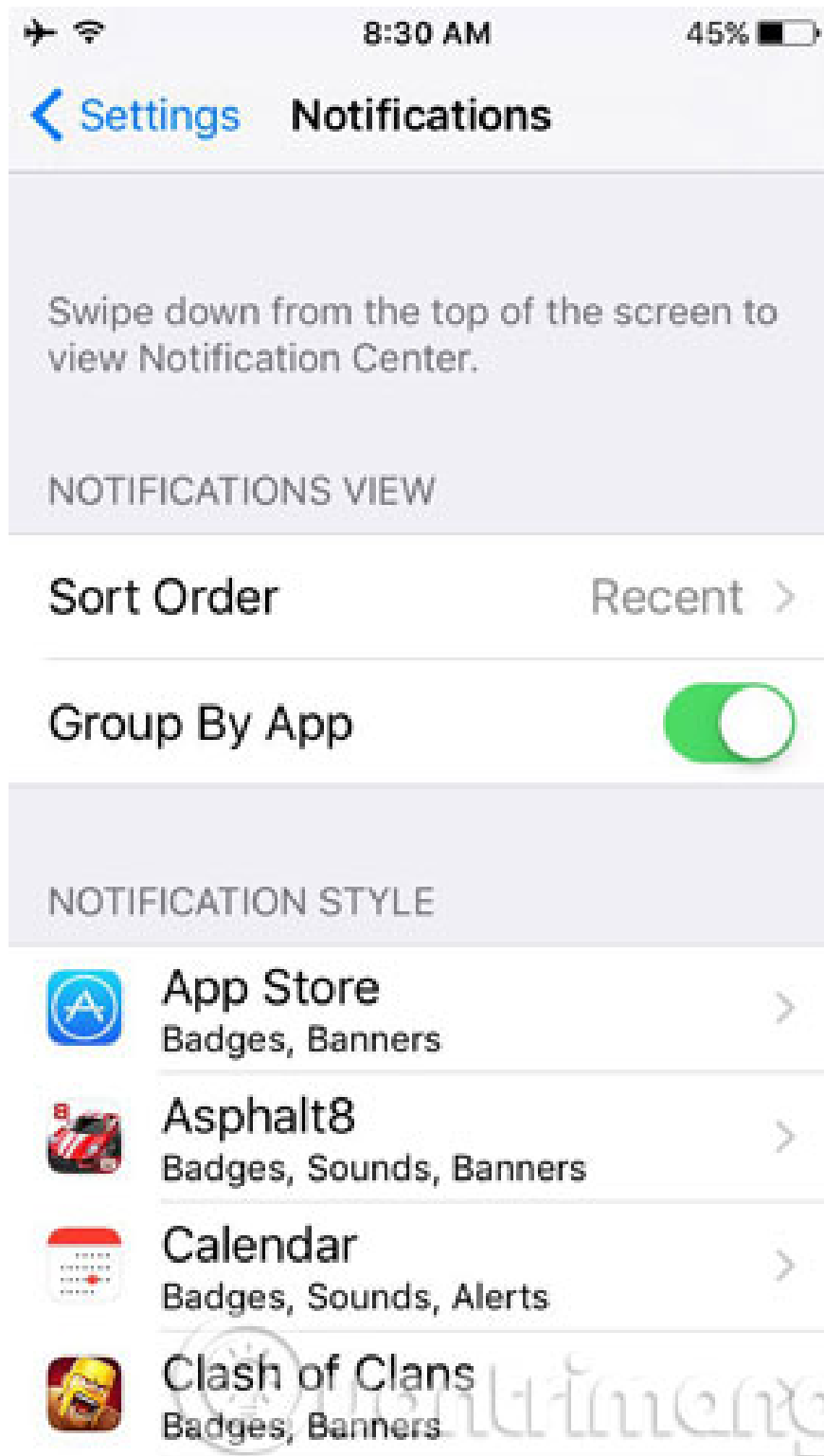
Select multiple photos at once

Surprisingly, this is the first time users can choose multiple photos at once on the iOS's Photo app. After pressing the "select" button, users need to hold and drag to select multiple photos.




Arrange notifications

On iOS 9, users have the right to arrange their notification bar. You can choose to notify each application by group or manual to choose which notifications to receive from the application first. For example, you can choose to always receive notifications from **Facebook** and Mail on the top of the notification bar.



Leave a message for missed FaceTime call

Calling via Facetime is a feature that iOS users use quite a lot. With iOS 9, when it is impossible to connect to someone via FaceTime, the app provides more "leave a message" option.



Navigate between applications

On iOS 9, users can easily back up the recently opened application. When switching to a new application (among iOS's available apps) like Safari, Mail or app Store, iOS provides a small navigation bar in the upper left corner of the screen to return to the nearest application.

Having fun!

You finished reading the article "**Some useful small apps on iOS 9**" edited by the [TipsMake](#) team. We hope this article has provided you with many useful tech tips and tricks. You can search for similar articles on tips and guides. Thank you for reading and for following us regularly.
