

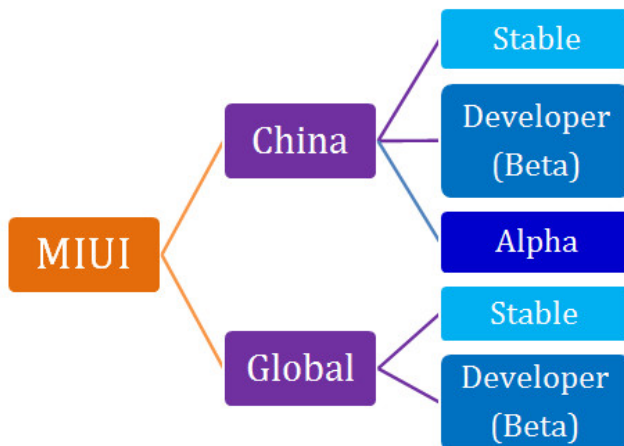
Some things to know to distinguish different MIUI operating system versions on Xiaomi phones

Operating system MIUI is a new operating system used on Xiaomi phones. Currently there are many people who have difficulty distinguishing different MIUI operating system versions when it is possible that the MIUI ROM inside their phone is fake. The following article will tell you some things to distinguish different MIUI operating system versions on Xiaomi phones.

Operating system MIUI is a new operating system used on Xiaomi phones. Currently there are many people who have difficulty distinguishing different MIUI operating system versions when it is possible that the MIUI ROM inside their phone is fake. The following article will tell you some things to distinguish different MIUI operating system versions on Xiaomi phones.

How many types of ROM MIUI?

There will be a total of 5 types of ROM MIUI that can be used on Xiaomi:



If we buy Xiaomi phones from official sources that are warranted from Mi's official website, then that device will use the MIUI Global Stable version (stable version for worldwide use). If we buy Xiaomi phone directly on Mi website in China, we will get a phone using MIUI China Stable version (stable version is only released in China).

What is Alpha ROM? Which device supports this OS version?

Alpha ROM is a special MIUI version only available on some Xiaomi phone versions using China ROM, or more precisely, Xiaomi phones in China. This version will have more features than the ROM Developer version.

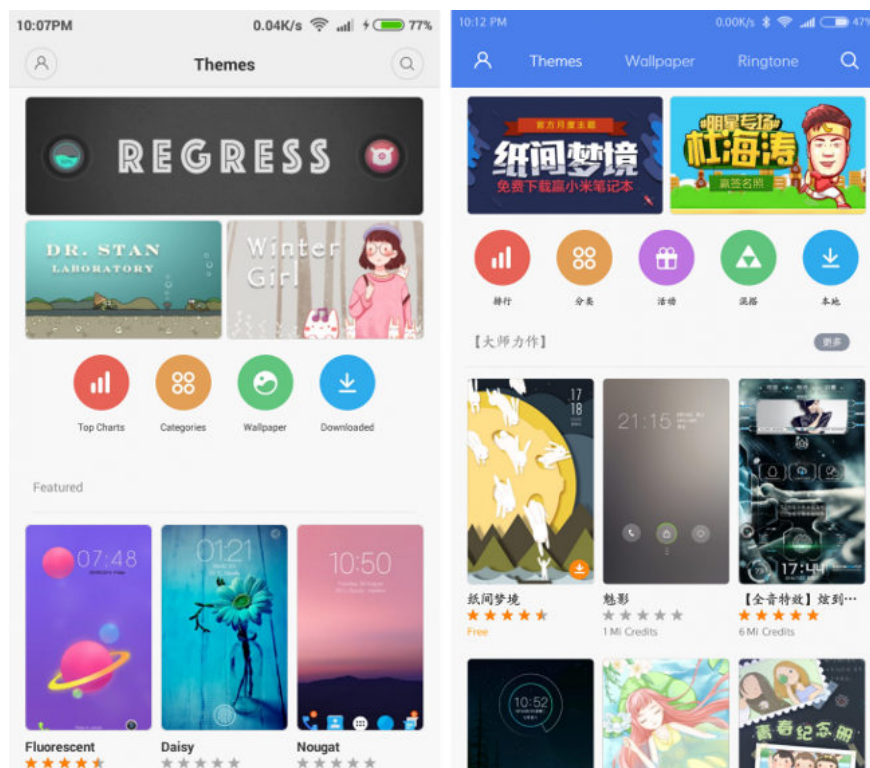
Below is a list of devices that own Alpha Alpha:

1. Xiaomi Mi 2 / 2S
2. Xiaomi Mi 3
3. Xiaomi Mi 4
4. Xiaomi Mi Note
5. Xiaomi Mi 5
6. Xiaomi Mi Max

How do I know which MIUI phone my device is running?

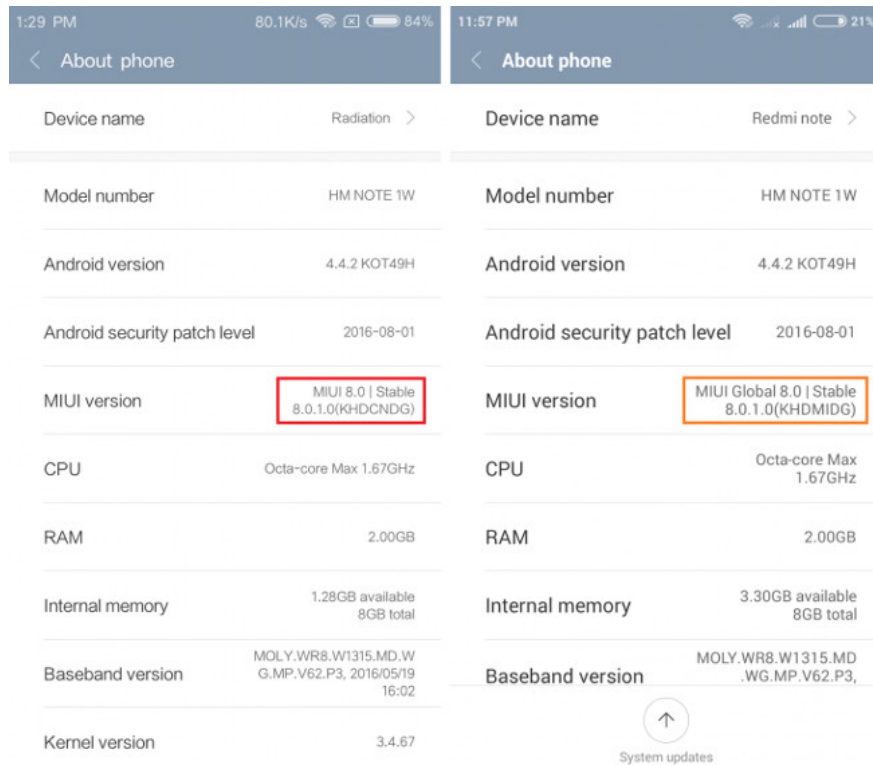
Here are 2 ways you can know which Xiaomi device you are using MIUI operating system version:

1. We can easily distinguish between Global ROM and China ROM by checking in the Theme App Store. ROM Global will only display English language, while ROM China will display Chinese below the options in the Theme App Store, even if you change the system language to English.

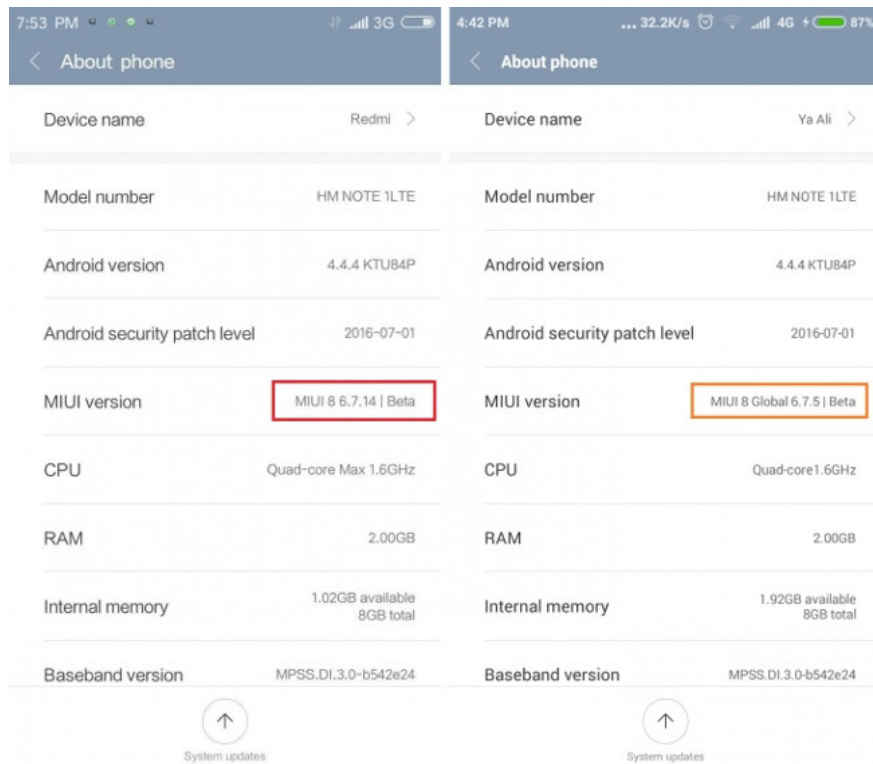


1. The second way to identify it is to go to **Settings**> **About Phone** . Here we can see which MIUI version your Xiaomi device is using.

The Stable version will display as 8.XXX, of which 8 means MIUI 8 and XXX is the version of MIUI 8.



The Developer version will display as XXX, representing the release date of that version. For example, 6.7.14 means that version was released on July 6, 2014.



In addition, we can identify MIUI Global Stable and MIUI China Stable versions by checking in the 7 characters of the version.

MIUI China Stable will have 7 characters, such as: KHDCNDG, in which the 4th and 5th characters will always be CN, short for China. Conversely, for MIUI Global Stable, the 4th and 5th characters will be MI, such as KHDMIDG

The difference between China and Global versions; Stable and Developer

Here is a summary of some differences between China and Global: Stable and Developer versions:

	China Stable	China Dev	Global Stable	Global Dev
Ứng dụng Google cơ bản	Không	Không	Cài sẵn	Cài sẵn
Tùy chọn font chữ	Có	Có	Không	Không
Trình chơi nhạc	Online và trên máy	Online và trên máy	Chỉ trên máy	Chỉ trên máy
Theme	Một số yêu cầu theme MI	Một số yêu cầu theme MI	Tất cả đều miễn phí	Tất cả đều miễn phí
Nguồn theme	Nhiều	Nhiều	Vừa đủ	Vừa đủ
Cập nhật các tính năng	Nhanh	Nhanh nhất	Bình thường	Nhanh hơn
Mức độ thường xuyên cập nhật hệ thống	Hàng tháng hoặc lâu hơn	Hàng tuần	Hàng tháng hoặc lâu hơn	Hàng tuần
Ngôn ngữ hỗ trợ	Tiếng Trung và tiếng Anh	Tiếng Trung và tiếng Anh	50 ngôn ngữ (có tiếng Việt)	50 ngôn ngữ (có tiếng Việt)
Lỗi	Thấp	Cao	Thấp	Cao
Root	Không	Có	Không	Không

ROM Global version is always preinstalled with basic Google applications, especially Google Playstore. Although we can also install those Google applications on China ROM, there will sometimes be some problems with Google services if there are errors during the installation process.

MIUI China Developer allows users to be able to root the device without having to use 3rd party applications or tools.

Another feature is that the ROM Developer versions will have more errors than the Stable ROM. But if you know how to fix those errors, you should upgrade to the ROM Developer version because this version will have more features than the Stable ROM.

How to switch from Global Stable version to Global Developer / China Stable / China Developer?

The safest way to change the MIUI ROM type on Xiaomi device is to apply the Fastboot method. This is the method of using Fastboot ROM to switch from one MIUI ROM to another MIUI ROM.

Fastboot ROM can be used through one of 2 tools: Mi Flash Tool or SP Flash Tool. For devices using Qualcomm chips, we will use Mi Flash Tool. For devices that use Mediatek chips, we will use the SP Flash Tool.

Below is a list of devices using Qualcomm and Mediatek chips:

Qualcomm (Mi Flash Tool)	Mediatek (SP Flash Tool)
Redmi 1S	Redmi 1
Redmi Note 4G	Redmi Note 3G
Redmi Note Prime	Redmi Note 2
Redmi 2/2 Prime	Redmi Note 3 (MTK)
Redmi 3/Prime	Redmi Note 4
Redmi 3S/Prime/3X	Redmi Pro
Redmi Note 3 (Qualcomm)	
Xiaomi Mi 1/1S	
Xiaomi Mi 2/2A/2S	
Xiaomi Mi 3	
Xiaomi Mi 4	
Xiaomi Mi 4i	
Xiaomi Mi 4c	
Xiaomi Mi 4S	
Xiaomi Mi 5/Pro	
Xiaomi Mi Note/Pro	
Xiaomi Mi Max	

Why is my Xiaomi device not using ROM Global?

The reason for this case is that your Xiaomi device is not the Xiaomi version that is allowed to be sold in the Xiaomi world market. However, there are some exceptions, typically Redmi 3, when the number of non-Chinese customers who want to buy this version is so crowded that the developer MIUI has to support the Global ROM for this Xiaomi version. .

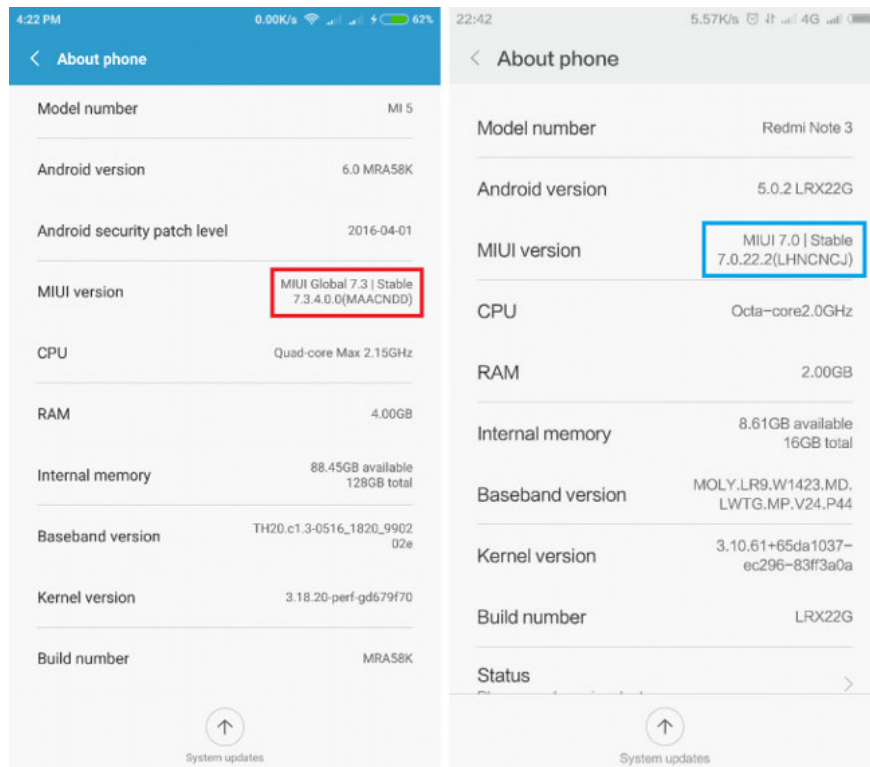
Below is a list of devices supported by the official MIUI Global ROM:

1. Redmi 1
2. Redmi 1S
3. Redmi 2 / Prime
4. Redmi 3 / Prime
5. Redmi 3S / Prime
6. 3G Redmi Note
7. Redmi Note 4G
8. Redmi Note Prime
9. Redmi Note 2
10. Redmi Note 3 (Qualcomm)
11. Xiaomi Mi 2 / 2S
12. Xiaomi Mi 3
13. Xiaomi Mi 4
14. Xiaomi Mi 4i
15. Xiaomi Mi 5
16. Xiaomi Mi Note
17. Xiaomi Mi Max

How is the fake MIUI ROM?

The fake MIUI ROM is a ROM that has been adjusted by some organizations or individuals, to change certain features or settings. A typical example of a fake MIUI ROM is a China ROM but is installed by default for basic Google applications (the original China ROM does not have the default basic Google applications on the machine). The purpose of those organizations and individuals when making these fake ROMs is to profit by selling to users outside of China.

Basically, the fake MIUI ROM will look exactly like the official MIUI ROM. The best way to check is to look in **Settings> About Phone> MIUI Version** .



Then find the version shown here on the MIUI homepage. If you can't find that version, prove your Xiaomi phone is using a fake MIUI ROM. In addition, when observed, we can see, in the left picture, the display is the Global Stable version, but when looking at the 7-character line, it is ROM China, and the version number is displayed. display a rather strange sequence of numbers, for example 7.0.22.2 at the right picture.

How to avoid buying a fake MIUI ROM

The answer is simple, just buy Xiaomi phone at official sources and equip yourself with knowledge to check ROM version of MIUI on Xiaomi phone.

Hopefully the above article will help you distinguish MIUI ROM versions, as well as how to identify fake MIUI ROMs. Good luck !

You finished reading the article "**Some things to know to distinguish different MIUI operating system versions on Xiaomi phones**" edited by the [TipsMake](#) team. We hope this article has provided you with many useful tech tips and tricks. You can search for similar articles on tips and guides. Thank you for reading and for following us regularly.
