

## Some rookie tips in AxE Alliance vs Empire

Some AxE Alliance vs Empire tutorials help gamers get used to the game faster

AxE Alliance vs Empire is not a game that is too new. But with their own points, many gamers still feel strange when joining AxE Alliance vs Empire.

To help gamers get used to the AxE Alliance vs Empire, you can check out some tips below.

1. Tips to play Zombie Infection mode in PUBG Mobile
2. Some notes in the CS GO bomb mode
3. Some Auto Chess Mobile strategies and tactics

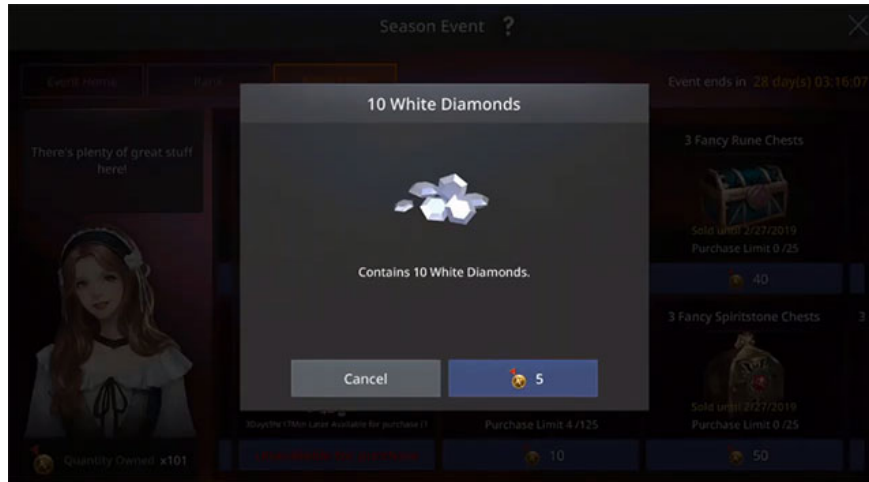
### Choose a class that suits you in AxE Alliance vs Empire



There is no class that is superior or superior to other classes, you only have to choose the class that best suits your play style. Like most games that choose another class, they all work together, for example the classes in the AxE Alliance vs Empire will be different from each other like this:

Valkyrie / Archer> Warrior / Titan> Blademaster / Mage> Archer / Valkyrie, this is the reason for the characters to have less CP but if they can overcome the enemy class, they can still be more powerful or stronger.

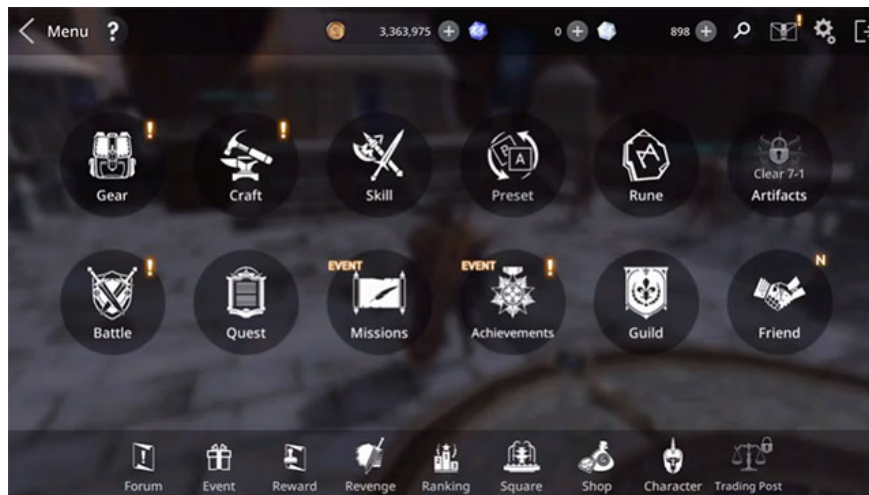
### Distinguish diamonds and fair use in AxE Alliance vs Empire



There are two types of diamonds that you need to distinguish in the AxE Alliance vs Empire, which are Blue Diamonds and White Diamonds.

1. **Blue diamond:** If loaded, do not receive in the mailbox, you leave it for 30 days then use it later because it is quite important later because many events will have to use blue diamonds.
2. **White diamonds:** Open the inventory, treasure box, reset operation, buy skill points, use main, easy to find. If you know how to play and load, you will have an average of 3,000 white diamonds a week.

## Works best and needs to be completed in AxE Alliance vs Empire

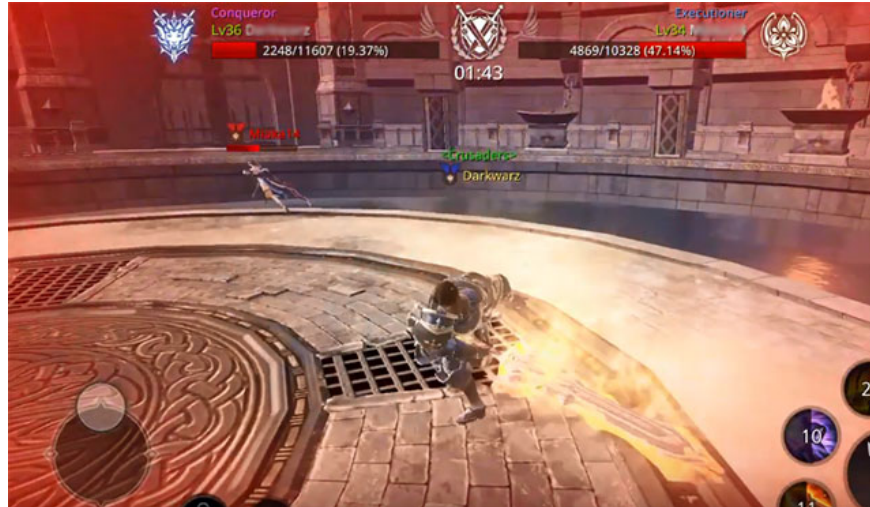


Every day you will receive 5 times on the day, see details in the Mission section. This part is mainly used for plowing levels below 100. If the day you have 200% books at the time before resetting on about 30 minutes, it will do up to 4 or 5 times the task. If you are rich, you can take the 200% reset 2 times a day.

Operation in the game: Except for the 4 - 4 arena in the first phase of the Archer / Valkyrie class with the majority, matching games will be very difficult. The other two classes are not possible because the principle of 4-4 is not to have the same 2 classes when match. If you have a team and go to the team, then divide it into equal and go to the team to get the top rank to receive a diamond week.

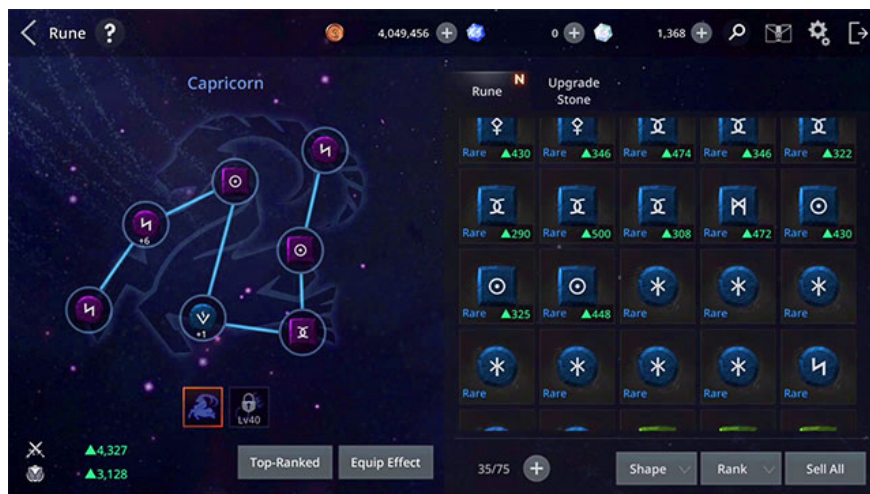
Solo Arena: One week 2 arena, if you are in the top 3 solo and top 5 4-4 at the high rank, you can earn 600 diamonds / type. A total of 1,200 diamonds.

## How to plow quickly in AxE Alliance vs Empire



The best way is that you should open the front and then grab the temporary item to plow, max the map is Zandium (add light effects in the map). Go all the maps and do the necessary tasks. For players who need to work hard, plow the level as quickly as possible, because it relates to skill, Rune board (activating set rune will gain quite a bit of stat).

## Learn about Rune and Soul Soul in AxE Alliance vs Empire



Rune is a hidden form of jade, while Jade Soul is a form to smash into pieces (3 slots each). Both types have a regular form and a sparkling form, a sparkling tablet can be obtained by disintegrating two mythical tablets to combine into a glittering hero.

You can find Rune at the Battle of Solo School and then transplant. It should only be grafted and not strengthened because it will be very expensive, but the stone behind to lift the sparkling tablet is very necessary. Please try to keep as many stones as possible to upgrade the runes.

1. **Soul Soul:** Very rare, if you go to the farm, it will take a long time to see, and if you see it, it is only a low level and you can't transplant much. If you want to sparkle, it will be more difficult because it is much more costly, long time to stay in the 4-4 arena. It is best to use the "god of dollars" to make it the easiest.
2. **Rune upgrade stone:** Sword from boss hunting, boss hunting, yes, team up 6 people and have to save to upgrade sparkling rune.
3. **Kick up the map:** Upgrade from Hero> Unique> Legend. If you do not load, use this type. Don't use it to make experience, after you want to lift Zan without it, it's hard to get up there.

## The rate of equipment enhancement and wing buffs AxE Alliance vs Empire



Of course, map enhancement still has bad luck. Red is up, and black will be longer. With wings, depending on the build direction you should choose the right wing type. It is advisable to go farming with the set because the number of wings is very much buffed. In the first stage you will need a high level wing to climb the Legendary swords tower.

These are the AxE Alliance vs Empire tips for players that players need to pay attention to. Most of them are still plowing, if they work hard on plowing, the consequences will be very good. If you are lazy, just stomp your feet in one place.

You finished reading the article "**Some rookie tips in AxE Alliance vs Empire**" edited by the [TipsMake](#) team. We hope this article has provided you with many useful tech tips and tricks. You can search for similar articles on tips and guides. Thank you for reading and for following us regularly.