

# Some basic tips and tricks for playing Dynasty Warriors: Unleashed, the latest super-tight slash on Android and iOS

Dynasty Warriors: Unleashed promises to be a cutting-edge super product on smartphones in the coming time. The following article will show you some tips and tricks to play Dynasty Warriors: Unleashed so you can get used to and experience this latest super product in the best way.

For gamers who like the tight game series, it is no stranger to the game Dynasty Warriors (also known as the Three Kingdoms) which is extremely popular on systems like PC, PS2, PS3 . However, recently, Koei, the exclusive publisher of this game, released this popular game version on smartphones under the name Dynasty Warriors: Unleashed.

This promises to be a cutting-edge super product on smartphones in the future. The following article will show you some tips and tricks to play Dynasty Warriors: Unleashed so you can get used to and experience this latest super product in the best way.



1. Download Dynasty Warriors: Unleashed for Android
2. Download Dynasty Warriors: Unleashed for iOS

## 1. Pay attention to the surrounding objects



The surrounding objects such as wooden crates, weapons rack can give you powerful charms to increase attack, defense or movement speed when you break them. These charms will last for about 20 seconds after activation. Effective use of these charms will help you get through the task more quickly and easily.

## 2. Get soldiers and bosses close together



Before using the skills, try to lure soldiers and bosses together so that you can make the most of the skill of the slashing skill as well as to save time.

In addition, you can still move while using the skill. Take advantage of this to correct the tactics for accuracy.

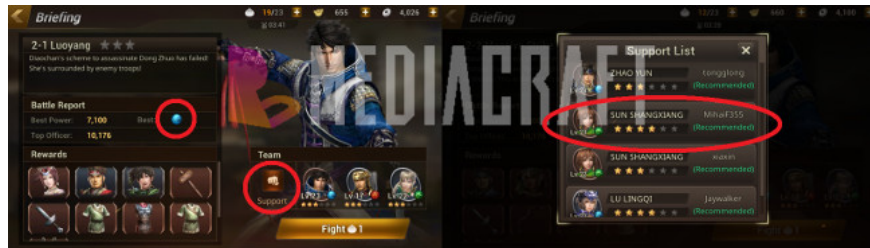
## 3. Note the etching properties



Like some other games, Dynasty Warriors: Unleashed also uses the attribute engraving system with three main systems, Fire, Moc and Thuy.

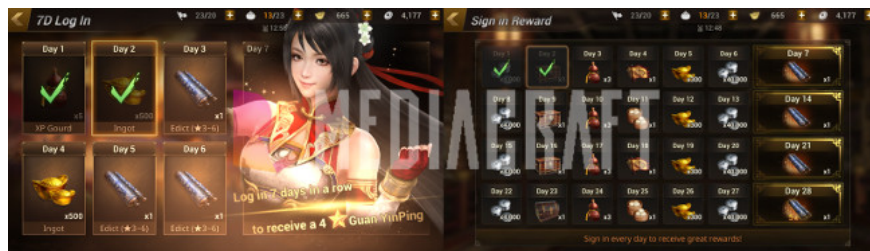
Fire carved Moc, Moc carved Thuy and Thuy carved Fire. Take note of this and check the boss's system before entering the battle to give yourself an advantage in each level.

#### 4. Get support from other players



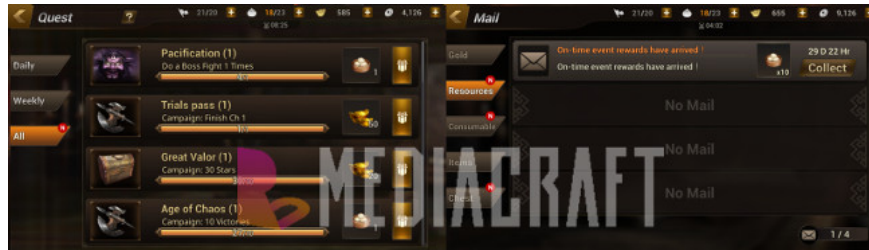
Before starting each game, there will be a summary screen that appears. Here you will see the characters as well as the items that you can get in that level and suggest which system of generals you should bring. If you do not have the generals, the system will give you a list to help you borrow generals from other players to support you.

#### 5. Log in daily to receive great rewards



Logging in daily is extremely important if you want to get more money, items or generals to improve your team power. Log in as many consecutive days as you can get valuable rewards.

## 6. Regularly check tasks, mailboxes and markets



Completing the mission will help you get many things in the game. Checking your mailbox sometimes will help you get unexpected items from the game. The support system will help you get the necessary items.

You finished reading the article "**Some basic tips and tricks for playing Dynasty Warriors: Unleashed, the latest super-tight slash on Android and iOS**" edited by the [TipsMake](#) team. We hope this article has provided you with many useful tech tips and tricks. You can search for similar articles on tips and guides. Thank you for reading and for following us regularly.