

Small tips to help you master Windows Phone 8.1

After a relatively long time of use, let's talk about something more gentle and ... practical on Windows Phone 8.1. Let's talk about interesting features on Windows Phone 8.1. Here are small tips that can help you master Windows Phone 8.1.

After a relatively long time of use, let's talk about something more gentle and . practical on Windows Phone 8.1. Let's talk about interesting features on Windows Phone 8.1. Here are small tips that can help you master Windows Phone 8.1.



Before you get started, remember that these are not the only '*extremely malicious*' or '*only Windows Phone*' features, these are features that will enhance your experience with this operating system.

And encourage not to watch on the phone or use 3G network.

Sync with Windows

When Apple introduced the sync capabilities between iOS 8 and Mac OS X Yosemite, many users of other platforms had to be envious. For those who are using Windows and Windows Phone, Microsoft plans to provide a seamless experience for us, but we still don't have a common notification center, forwarding calls and messages between the two OSs like Apple did. However, at present, the synchronization capabilities of Windows and Windows Phone are not so bad.

First, on Windows Phone 8.1, select:

Settings >> **Sync my settings** and select the item you want to sync with Windows (8 / 8.1), including: *Theme, App settings, Internet Explorer and Passwords* . I recommend that you choose them all, there is no harm.



It is done. Now your phone and laptop running **Windows 8** completely in sync with each other:

1. Theme color: try it, this is the most visible.
2. Wi-fi password: you only need to enter the password once on the computer, the phone will automatically connect without re-entering.
3. Purchased apps and items purchased in the app, achievements played, even the position you are reading for ebook readers: note that the function only works for Universal Apps.
4. Favorite websites and login passwords.

Not much, right? Anyway, this is a nice feature on Windows Phone 8.1

In addition, using a common ecosystem means that you can synchronize between common applications in that ecosystem. For example, edit contacts on your computer, save notes to OneNote or write bad mail on your computer and then write on your phone. And one of my favorite things is the ability to synchronize between Microsoft Word 2013 and Word on Windows Phone.

You write down a post on Word 2013, then save it to OneDrive, pick up the phone, open that Word file right on your phone and continue in the location you are currently in - *Pick up where you left of* - Very convenient for people who often have to work with Word and Office in general.

Internet Explorer

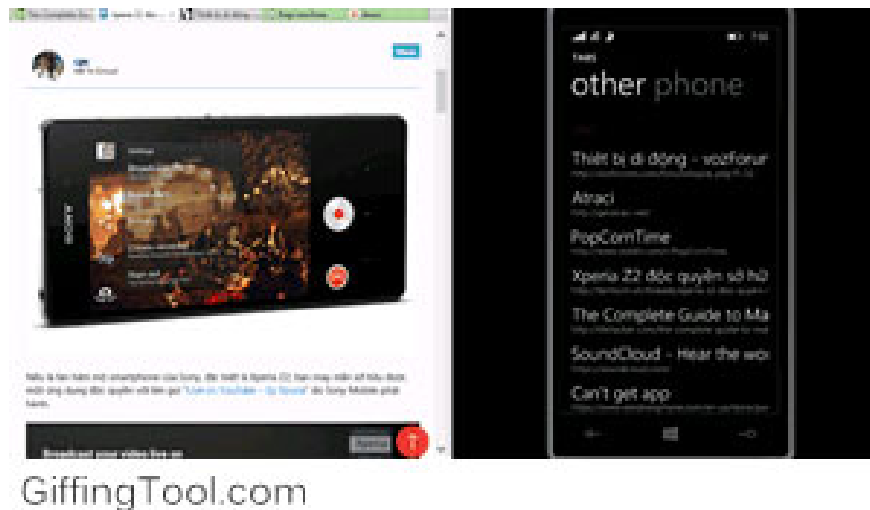
Internet Explorer 11 - IE11 on Windows Phone 8.1 does a lot of good things

1. Sync Tabs open: Note that this feature only works on Windows 8 IE11, not available on Windows 7's IE11.

This feature is enabled when you select '*sync Internet Explorer*' at the top. From now on, if you're reading a certain tab on your computer, and suddenly you have to go somewhere, you can care for your phone and read it at any time.

Open **Internet Explorer** on your phone >> **Tabs** >> **Other** : you will see tabs open on your PC here.

Similar to IE on PC



Support Gesture:

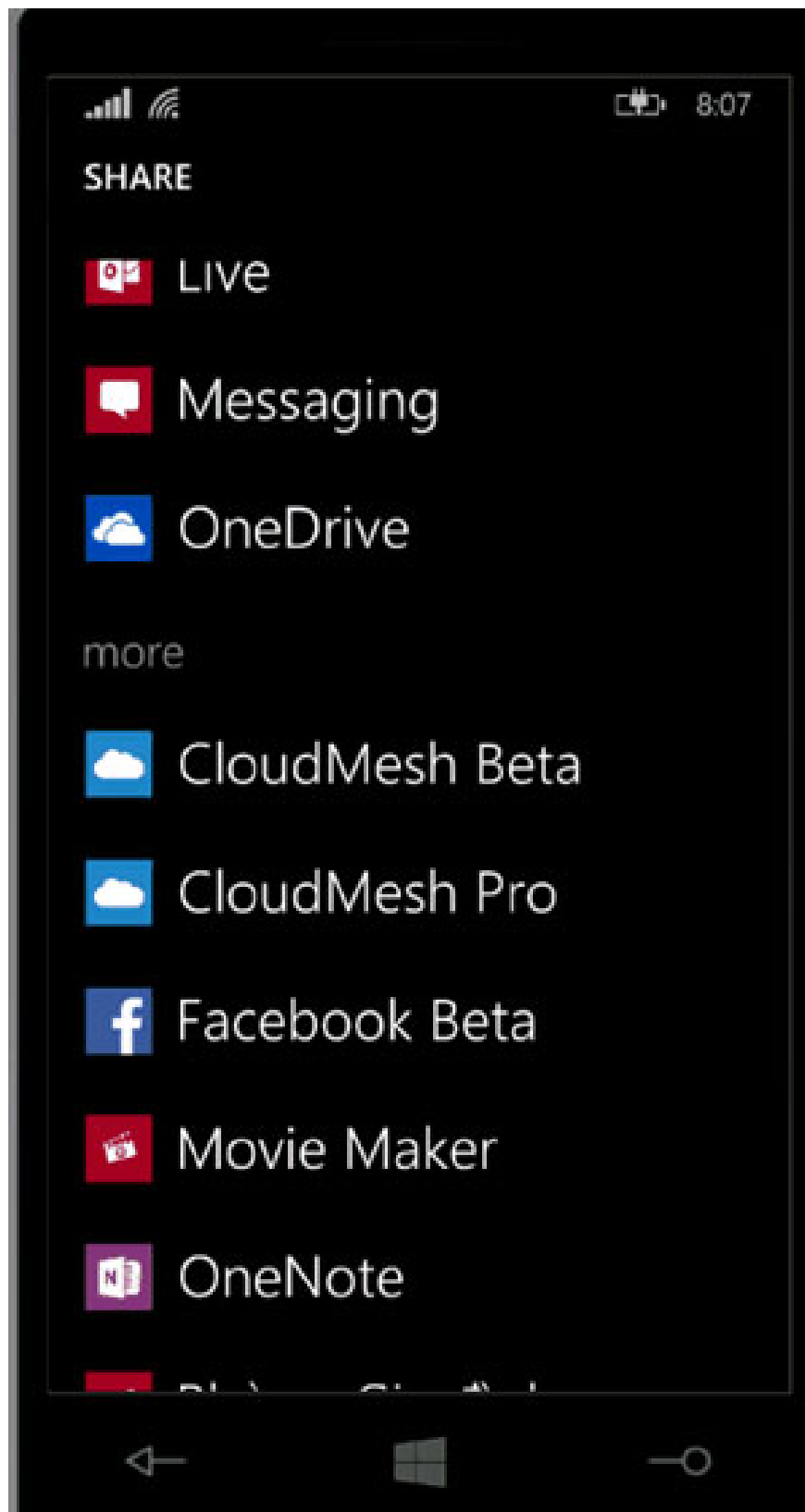
On Windows Phone 8.1, you can now '*forward*' a web page by swiping right, and '*backward*' by swiping left.



GifingTool.com

Quickly share images in IE:

You surf the web, see a good image and want to share it on Facebook by friends. Simply click and hold on the image, select '*share*' >> **Facebook**



Quick search on Windows Phone

Black out the text you want to search in detail and press the **Search** button . **Hola !**



GifingTool.com

Create Photo Album on Windows Phone

Previously with Windows Phone 8, wanting to create an album on the phone was impossible. But now with Windows Phone 8.1, things are much easier.

1. Open any " *Files Manager* ".
2. Select **Pictures** >> **Create New Folder** : give the name you want.
3. **Copy / Cut** the image into the newly created folder
4. Go to **Photos**: you already have a new Album as you like.



7:14

home > phone > pictures >


saved pictures



02-06-2014-06-57.jpg

6/2/2014 6:57:23

52.08 KB



02-06-2014-06-58.jpg

6/2/2014 6:58:23

69.1 KB



02-06-2014-07-16.jpg

6/2/2014 7:16:24

80.27 KB



10251970_814470391916243_6431

4/29/2014 17:21:27


80.46 KB



17-06-2014-09-31.jpg

6/17/2014 9:31:09

346.99 KB



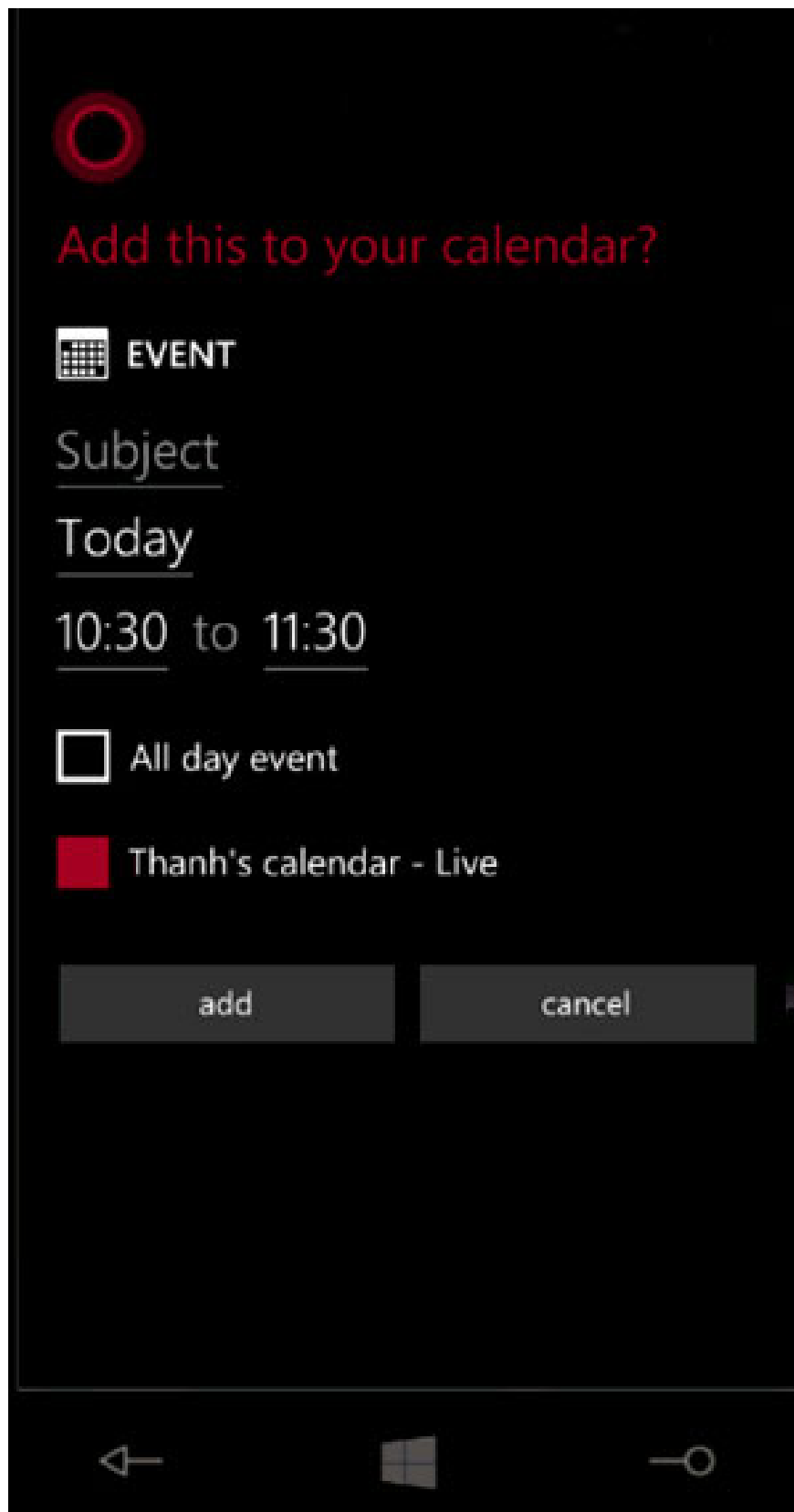
17-06-2014-23-04.jpg

6/17/2014 23:04:23



Create quick reminders with Cortana

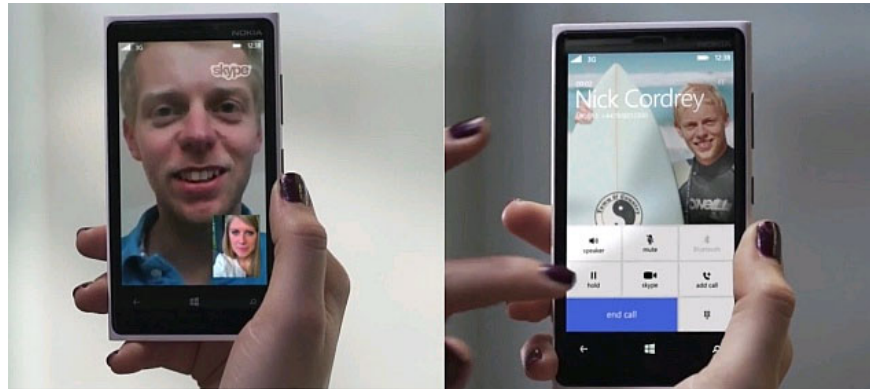
Create quick reminders when you receive certain invitations from friends via sms or email. Why not?



GifingTool.com

Quickly turn ordinary voice calls into video calls

Contrary to expectations, on Windows Phone 8.1, Microsoft did not integrate Skype into the Phone app and perhaps they did not intend to. Instead, they approach the other way: providing APIs so Video Calling applications can integrate into regular calls. Nge is a bit confusing? Have you tried calling a colleague for a colleague, a friend, and a small ' *Skype* ' button in the middle?



This is the normal call transfer button for Skype calls, if both parties have Skype accounts and are connecting to the Internet. This is a pretty good step, and Microsoft has allowed third-party applications to do the same. However, currently developers are still quite indifferent to this feature, let us wait a while longer to see.

Windows Phone is an incomplete operating system, but actually no operating system is complete, so sometimes, after times of complaining and complaining, we should probably sit down, sip a little bit. there and have fun with what you have.

You finished reading the article "**Small tips to help you master Windows Phone 8.1**" edited by the [TipsMake](#) team. We hope this article has provided you with many useful tech tips and tricks. You can search for similar articles on tips and guides. Thank you for reading and for following us regularly.