

Small but useful technology tips (Part 1)

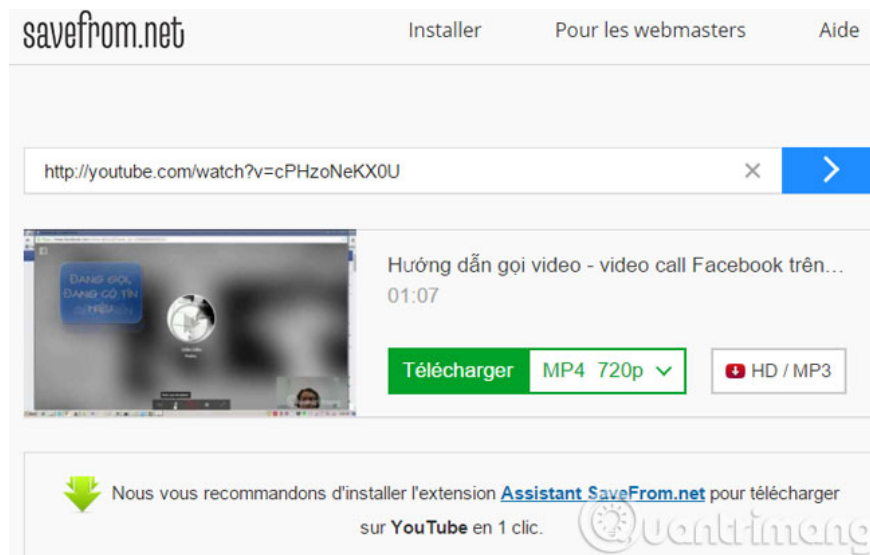
The technology tips we have summarized below hopefully can help you more conveniently in your work and daily life, too.

The technology tips we have summarized below hopefully can help you more conveniently in your work and daily life, too.


1. To avoid waking up iPhone chargers, we can use a piece of lego toys to hold the charger cord on the table. In addition, you can also wrap the outer connector with a spring taken from the old ballpoint pen to protect the charger connector connector.



2. To download videos from Youtube, you only need to add the prefix in front of the Youtube domain of the link to that video. For example, the downloadable video link is www.youtube.com/watch?v=cPHzoNeKX0U , the download link will be www.ssyoutube.com/watch?v=cPHzoNeKX0U



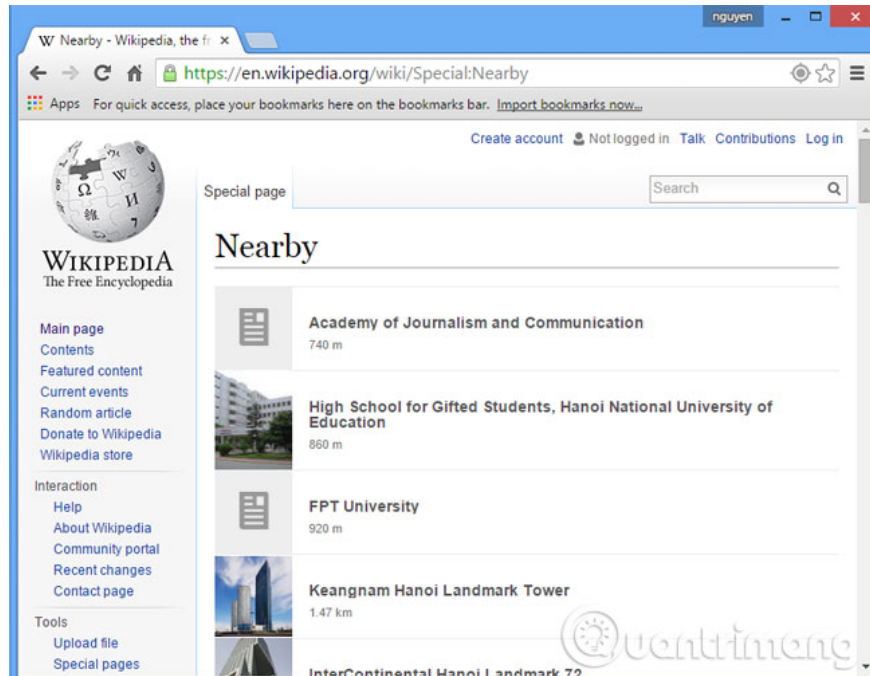
3. Similarly, you just need to add the **listento** prefix to the front of the YouTube domain so that you can download the audio file of the video on YouTube.



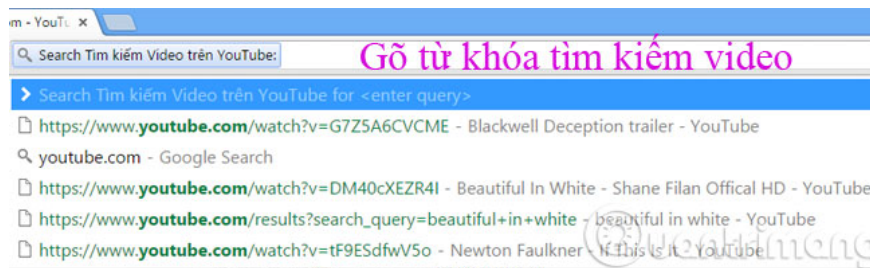
4. In case you want to convert Wi-Fi password into QR code for easy access, you can use this website <http://blog.qr4.nl/QR-Code-WiFi.aspx>



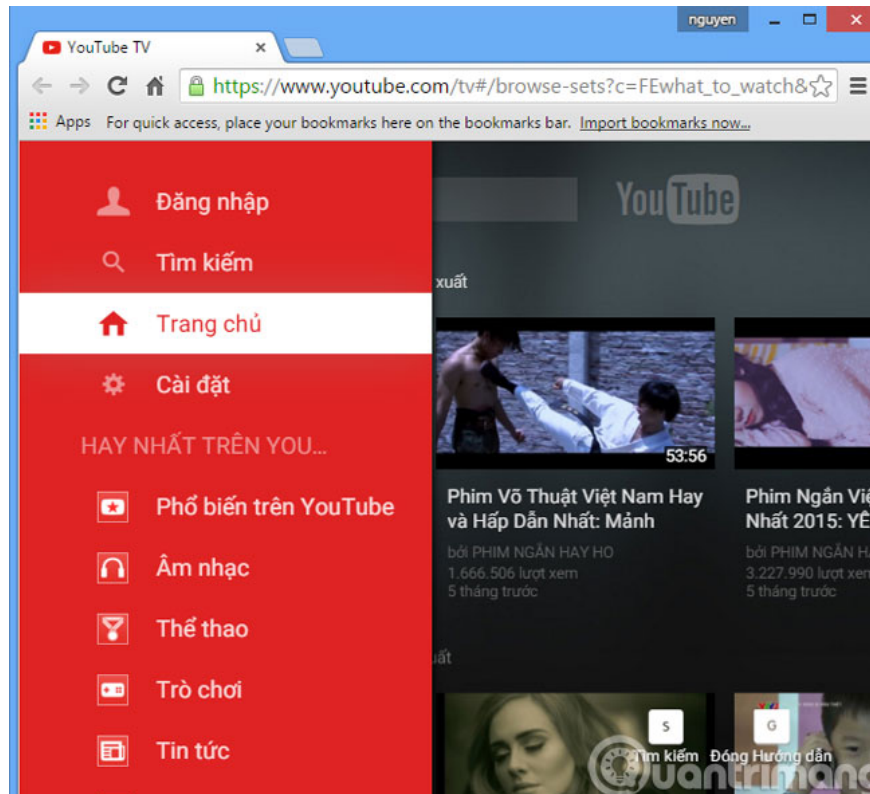
5. To find out the things around where you live, you can use Wikipedia's **Nearby** function.



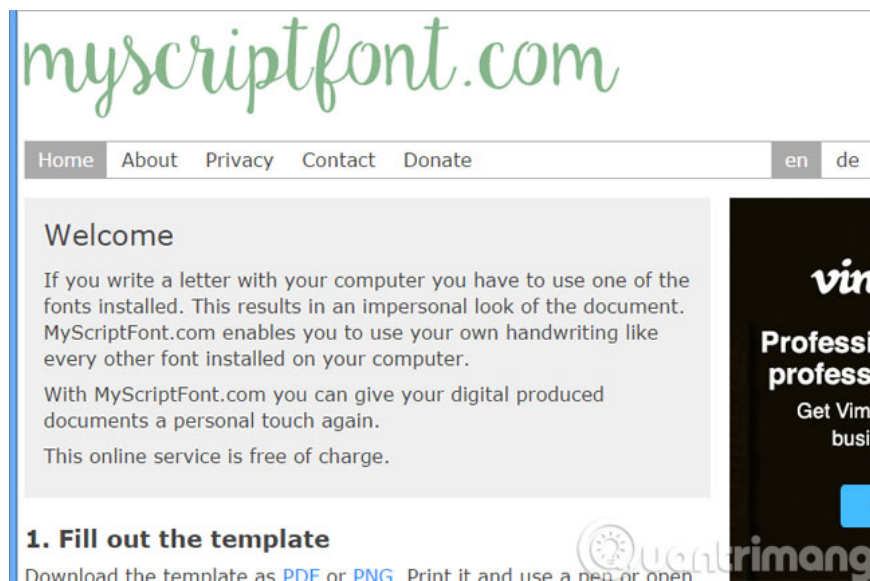
6. You can search YouTube videos from the address bar of **Chrome** browser by typing the YouTube.com domain name, pressing spaces and keywords related to the video to be searched.



7. The TV version of Youtube can be opened from the browser on your computer:



8. The **MyScriptfont** website can turn your handwriting into a special font to use a "no-touch" way.



9. Do you know the shortcut **K** used to stop and play videos on Youtube? Try that.



10. The Twitter social network has a very nice function called **Mute** that allows you to hide tweets and retweets of an account without having to block them.



11. Have you ever logged into **Facebook** on a strange device but forgot to log out. Fortunately, Facebook provides a function that allows remote logout on a strange device. By going to the **Security** option then selecting **Where You're Logged In** and clicking **End All Activity**

Security Settings

Login Alerts	Get an alert when anyone logs into your account from a new device or browser.						
Login Approvals	Use your phone as an extra layer of security to keep other people from logging into y						
Code Generator	Use your Facebook app to get security codes when you need them.						
App Passwords	Use special passwords to log into your apps instead of using your Facebook passwo Approvals codes.						
Trusted Contacts	Pick friends you can call to help you get back into your account if you get locked out.						
Your Browsers and Apps	Review which browsers you saved as ones you often use.						
Where You're Logged In	<table><tr><td>Current Session</td><td>End All Activity</td></tr><tr><td>Location</td><td>Mai Dich, Vietnam (Approximate)</td></tr><tr><td>Device Type</td><td>Chrome on Windows 8</td></tr></table>	Current Session	End All Activity	Location	Mai Dich, Vietnam (Approximate)	Device Type	Chrome on Windows 8
Current Session	End All Activity						
Location	Mai Dich, Vietnam (Approximate)						
Device Type	Chrome on Windows 8						

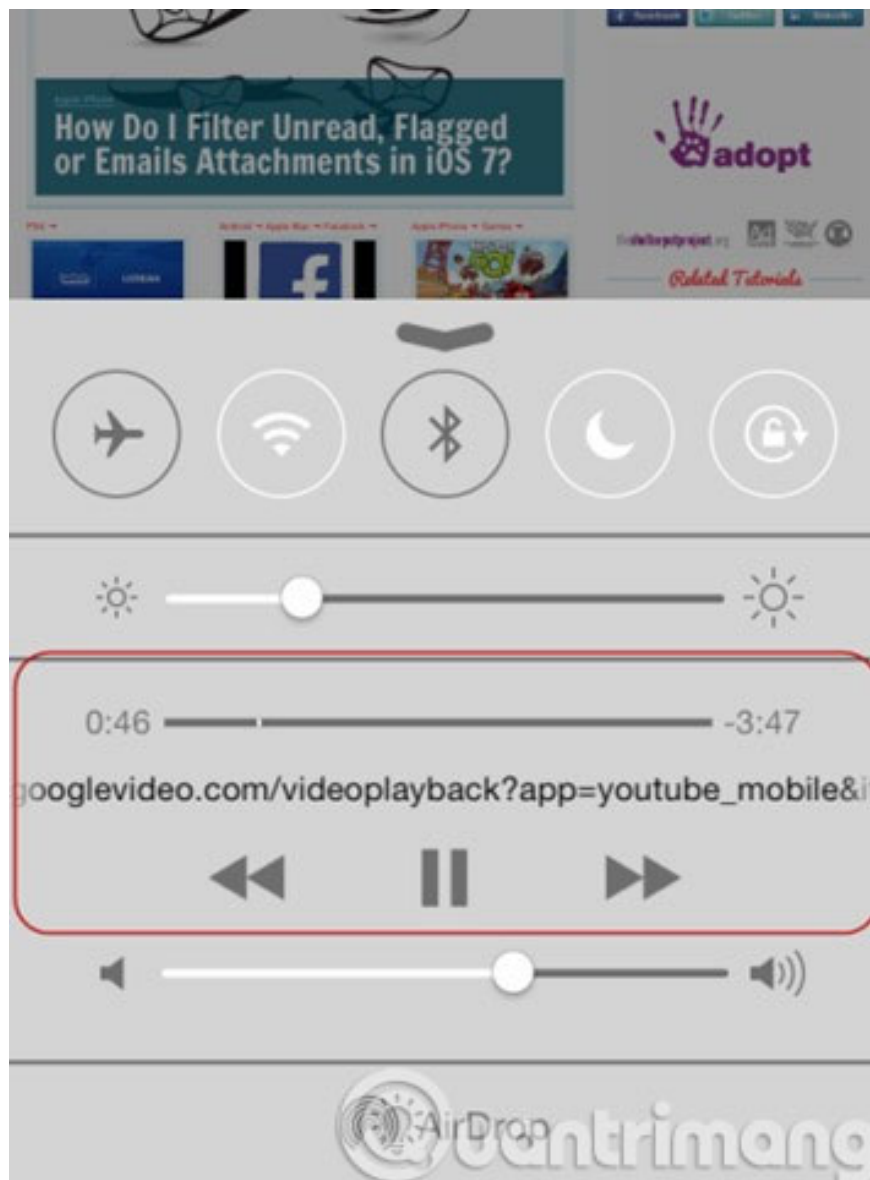
12. You can return to Apple TV's **Home Screen** screen by pressing and holding the **Menu** button instead of having to press this button repeatedly.



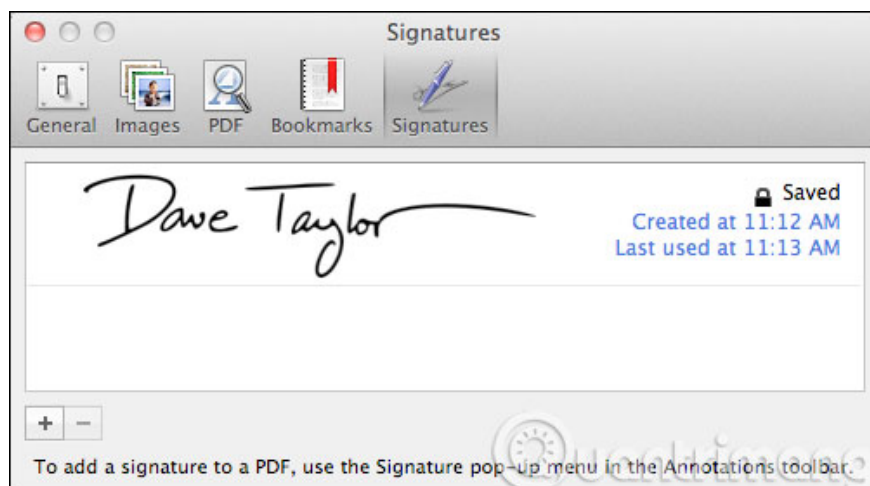
13. iPhone headphones can be used as a dedicated button to take photos on iPhone, you just need to press the volume up button while in camera application to take photos. In the camera application field in movie mode, press the **Play** button to activate movie recording.



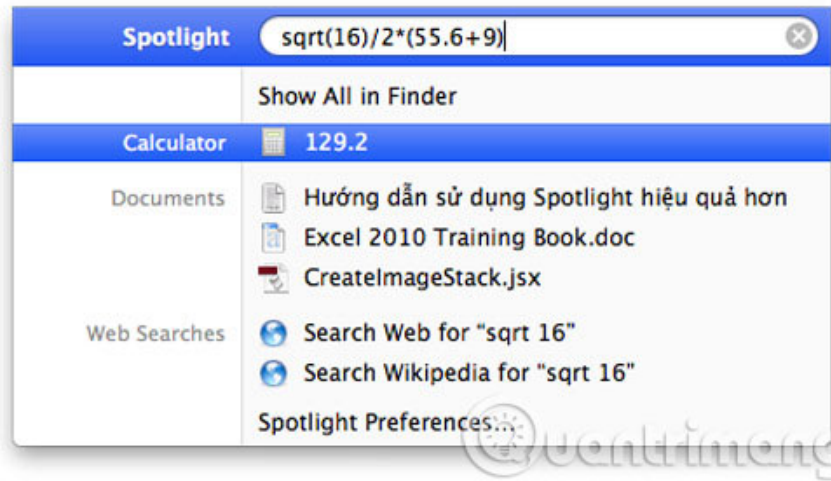
14. You can play music in the background from online services like Youtube or Soundcloud. First open YouTube or Soundcloud with Safari browser then press the **Home** button to exit and then swipe up to open the **Control Center** . Here, you can press the **Play** button to play music in the background.



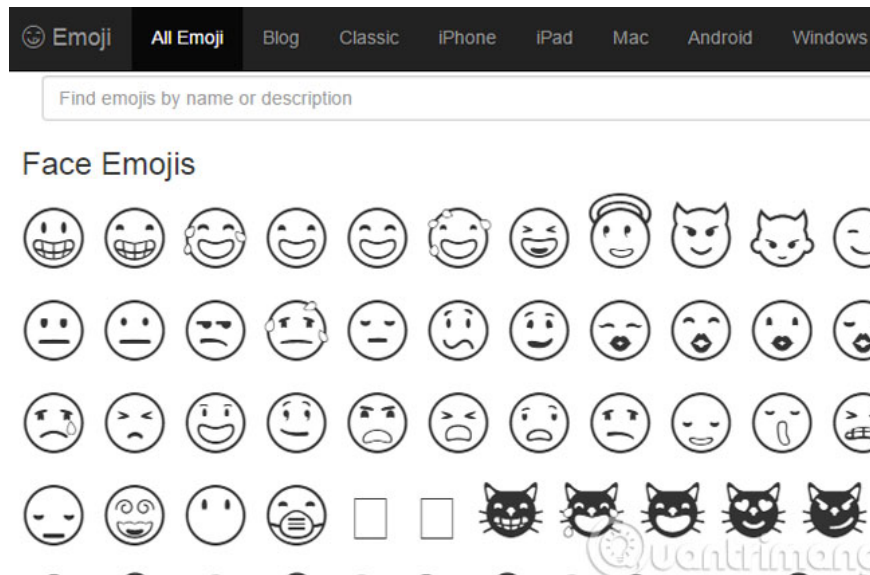
15. Mac users can create digital signatures using the Preview application. First, open the Preview application and then select **Tool > Annotate > Signature** and use the mouse to draw the digital signature.



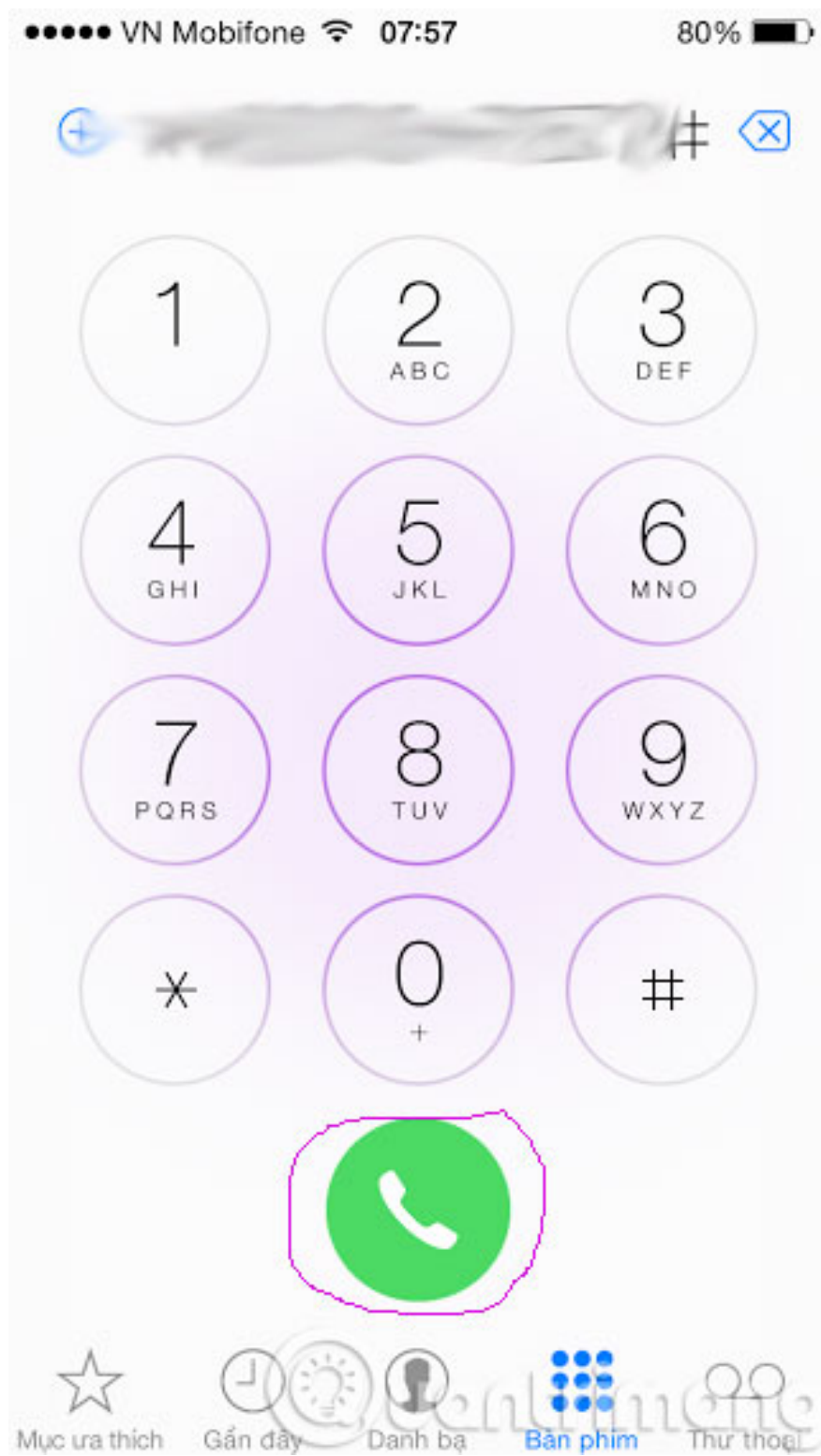
16. Apple's Mac OS X operating system also allows the calculation of equal Spotlight through the key combination (?) + space .



17. Emoji icons can be used on Windows or Mac OS X while emailing or chatting. On Mac OS X use the key combination **Control + command + spacebar** to open the emoji icon panel and on **Windows 7**, we need to visit getemoji.com page to copy emoji. With **Windows 8** and above, emoji has been integrated into the virtual keyboard.



18. On iPhone, just press the call button in the calling application to call the nearest phone number without having to enter the call history.



19. Do you know the virtual keyboard on your phone is equipped with two-key typing to compose a dot?



20. While surfing the web, you can use the **spacebar** to scroll down the web page and **Shift** key combination + **how** to scroll the web page up.



1. 9 tips on using smartphones may not be known
2. Tips to speed up the computer
3. Tips to speed up your computer

Good luck!

You finished reading the article "**Small but useful technology tips (Part 1)**" edited by the [TipsMake](#) team. We hope this article has provided you with many useful tech tips and tricks. You can search for similar articles on tips and guides. Thank you for reading and for following us regularly.