Skype - How to recover a lost password

You have a Skype account that you haven't used for a long time, but it contains many Skype usernames of your relatives and friends. taimienphi.vn will guide you on how to recover the password for this account if you have forgotten it.

You can't remember your password. You forgot your Skype password because you haven't used it for a long time, or you changed your Skype password to something different from the one you usually set. There are many reasons why you might forget your Skype password, and password recovery is a basic feature that everyone should know. If you don't know how, you'll learn after reading this article with the guidance from TipsMake.

Instructions on how to recover a lost password.

After installing Skype, open the extension by clicking on the software icon on the Desktop if you agreed to place the icon on the Desktop during the installation process.

Alternatively, from the **Start Menu** , under **Search Programs and files** , type the keyword **"Skype"** and the search results will be displayed directly on the screen.

Step 1: Click on **"Problems signing in?"** , a webpage will open which is the Skype homepage.

Or you can access it directly **HERE**

Step 2 : Enter the email address you used to register your account.

Click **Submit.**

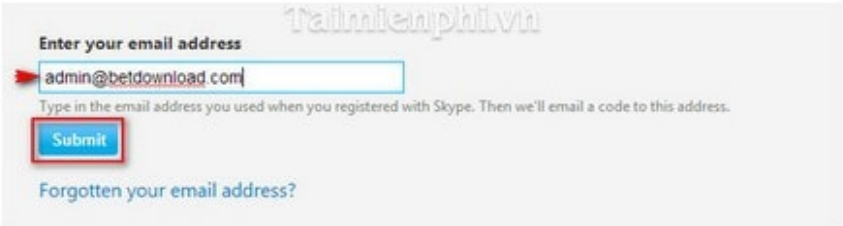

Step 3: The manufacturer will send a temporary code to the email address you just entered.

Step 4 : Open your email and use the temporary code to log in to Skype. Change your Skype password (as this temporary code is only valid for 6 hours).

In the email you just received:

1. Click **the Temporary code** to open a webpage displaying your Skype username and email address.

2. Alternatively, if the link in **Temporary Code** doesn't work, you can click " **Enter the code manually"** to enter the code manually.

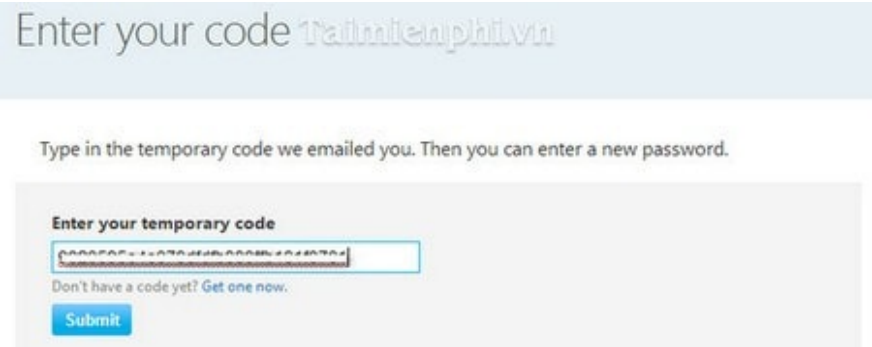

Step 5: Change your password in the " **Create a new password"** box .

- **New password:** Enter your new password.
- **Repeat password:** Re-enter the password you just registered above.

Click **"Change password and sign in"** to change your password and log in directly to your Skype account.

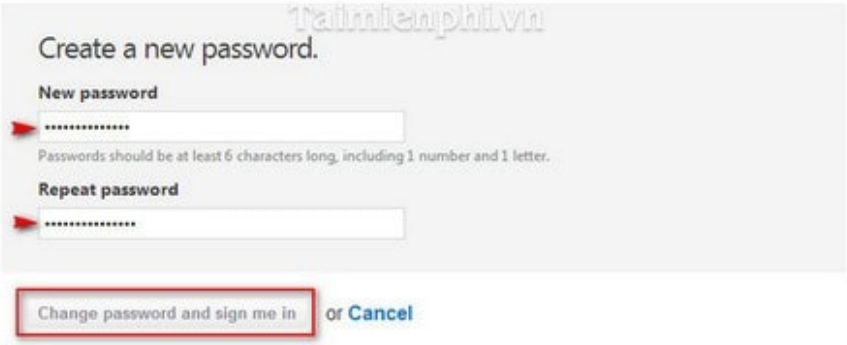

The article above from TipsMake has guided you on how to recover your Skype account password quickly and easily. This will allow you to use your Skype account again to connect with friends and family. If you have a lot of confidential information that you don't want to store, you should delete your history; deleting Skype history will help you stay safe and secure.

And if you no longer want to use it and want to delete your Skype account, you should check out the guide on how to delete a Skype account , but you should think carefully before taking this action.

You finished reading the article "**Skype - How to recover a lost password**" edited by the **TipsMake** team. We hope this article has provided you with many useful tech tips and tricks. You can search for similar articles on tips and guides. Thank you for reading and for following us regularly.

© 2019 TipsMake.com