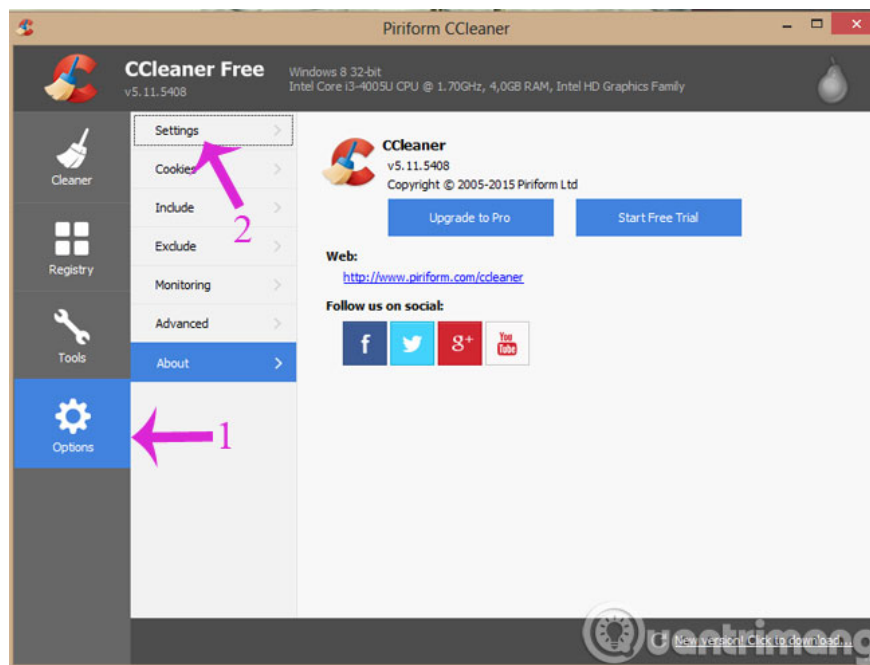


Simple way to integrate CCleaner into the right-click Recycle Bin menu

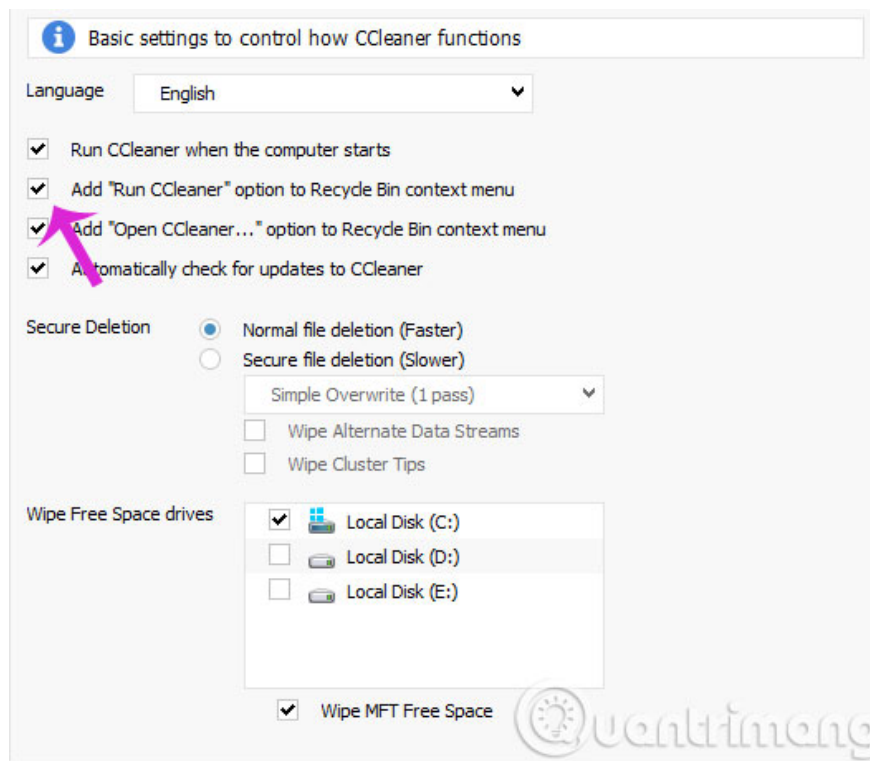
CCleaner is one of the most popular system cleaning and optimization software available today. And it will be even more convenient if you combine this operation to clean up the Recycle Bin by integrating this useful tool into the Recycle Bin right-click menu. If you do not know how to do it, you can follow our steps below.

CCleaner is one of the most popular system cleaning and optimization software available today. And it will be even more convenient if you combine this operation with the "Recycle Bin" in Recycle Bin by integrating this useful tool into the Recycle Bin right-click menu. If you do not know how to do it, you can follow our steps below.

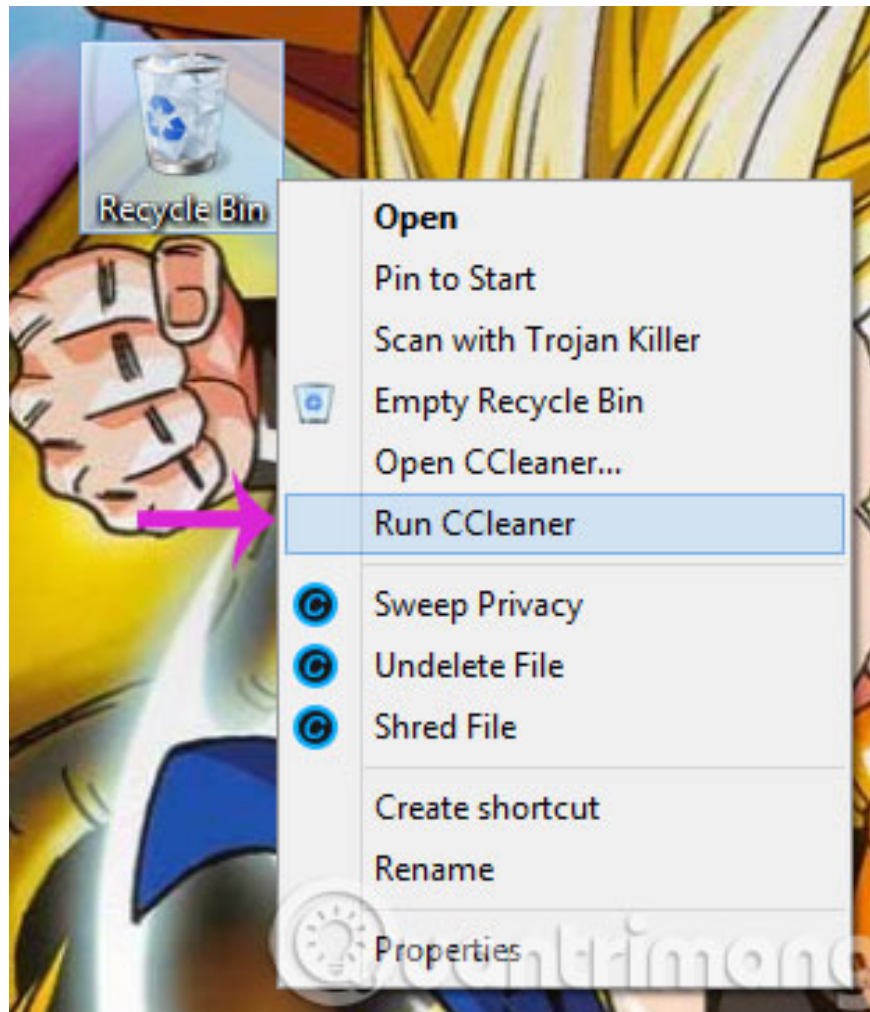
Step 1: In CCleaner's main interface, press Options > Settings



Step 2: Here, please check the box Add Run CCleaner option to Recycle Bin context menu



Step 3: Please close the CCleaner window and right-click on the Recycle Bin to check



1. Clean up the system with PrivaZer
2. Comprehensive care of computers with Advanced SystemCare
3. How to defragment hard drive with Auslogics Disk Defrag

Good luck!

You finished reading the article "**Simple way to integrate CCleaner into the right-click Recycle Bin menu**" edited by the [TipsMake](#) team. We hope this article has provided you with many useful tech tips and tricks. You can search for similar articles on tips and guides. Thank you for reading and for following us regularly.