


# Simple Tips to Learn How to Use Video Editing Apps

Video editing is fun, but it can be complicated for beginners. Whether you're new to post-production or just want to learn a new video editing tool, following these tips will make things easier for you.

## 1. Check out free video tools first



Before investing money and diving into complex video editing software, consider starting with free video editors. While they can still be a bit more complicated to learn, you'll be sure you're not wasting your money on something that might not be right for you.

The Capcut video editor is free and a great alternative to Premiere Pro – a paid software – but the free version has limitations that CapCut Pro users avoid if they subscribe.

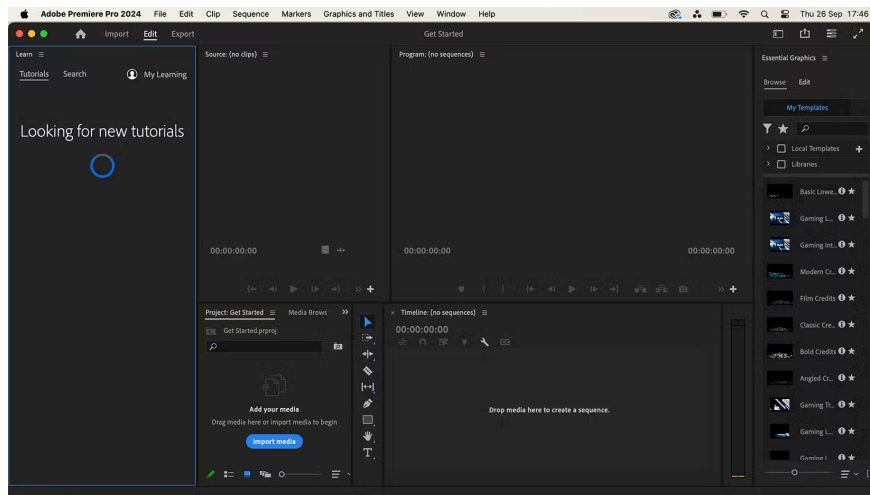
## 2. Try different tools for your video editing needs!



Not all video tools are created equal, so don't assume that the most popular, most expensive, or most accessible tool is the right one for you and your video editing needs.

You may want to focus more on animation than editing raw footage. In that case, software like Adobe After Effects (AE) is a better choice. Adobe subscribers can use both After Effects and Premiere Pro, which integrate seamlessly into video finishing — AE is best for compositing animation and VFX, while Premiere Pro is better for creating videos and feature films.

### 3. Learn video editing terminology



Knowing video editing terminology is important, especially if you're working with a client or creative team that has post-production knowledge.

When looking at new software, focus on the terminology used for that software, as each program may use different terminology. This is different from learning about photo editing tools, which often use different labels for the same or similar tools across different software.

### 4. Know what you want to achieve



Videos take time to edit. Whether you are editing your own footage or editing someone else's footage as an editor, you need to have a plan for the outcome before you start editing your video footage.

Draw or write a storyboard and make notes on aspects like A-roll or B-roll shots, on-screen narration from a talker or off-screen audio narration, what type of audio you need, and any animated elements like subtitles, calls to action, or intros.

## **5. Seek guidance and learn from others**




There are countless tutorials and classes available to help you learn about post-production software and techniques. YouTube is an incredible free resource. Video tutorials can show you the result you're aiming for before showing you how to achieve it, allowing you to figure out exactly what you need to learn.

In addition to video tutorials or classes, there are also written tutorials. TipsMake has a variety of tutorials on techniques in DaVinci Resolve as well as Premiere Pro and After Effects, along with several other free video

editing tools.

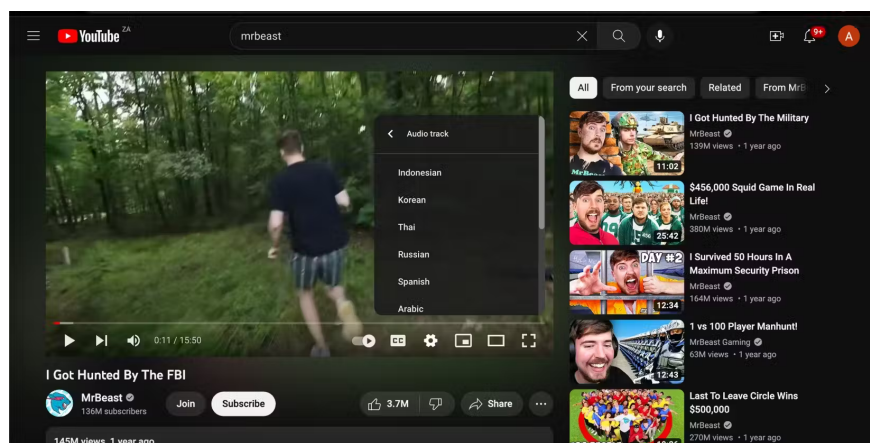
## 6. Be patient!



As mentioned, video editing is not something that can be learned quickly or easily. While it can be exciting to achieve great results when you first start, remember to take it slow enough that you don't get overwhelmed with the information.

Set yourself small goals, such as learning how to rotoscope or learning how to time your audio to video footage. Focus on one task at a time until you understand how to do it, then move on to the next. These tasks may take several sessions to complete, but don't let that discourage you.

## 7. Learn from the experts



Don't just jump in blindly when you're still new to video production. Find your favorite video creators, filmmakers, or producers and see how much of their style you can emulate.

Some famous filmmakers have a clear and recognizable style that is fun to learn how to do. Don't get discouraged after spending hours learning how to make your videos look like a Wes Anderson movie only to find that using TikTok filters is just as easy!

## 8. Use external tools



Don't feel like you have to stick to the limits of your chosen video editor to learn how to edit videos! Most video editing software not only offers external plugins, but many can also integrate with other tools, such as image editing tools, animation tools, and audio tools.

You can also use traditional filmmaking methods like time-lapse or hand-drawn animation to help inspire how you use digital video editing software.

You finished reading the article "[Simple Tips to Learn How to Use Video Editing Apps](#)" edited by the [TipsMake](#) team. We hope this article has provided you with many useful tech tips and tricks. You can search for similar articles on tips and guides. Thank you for reading and for following us regularly.