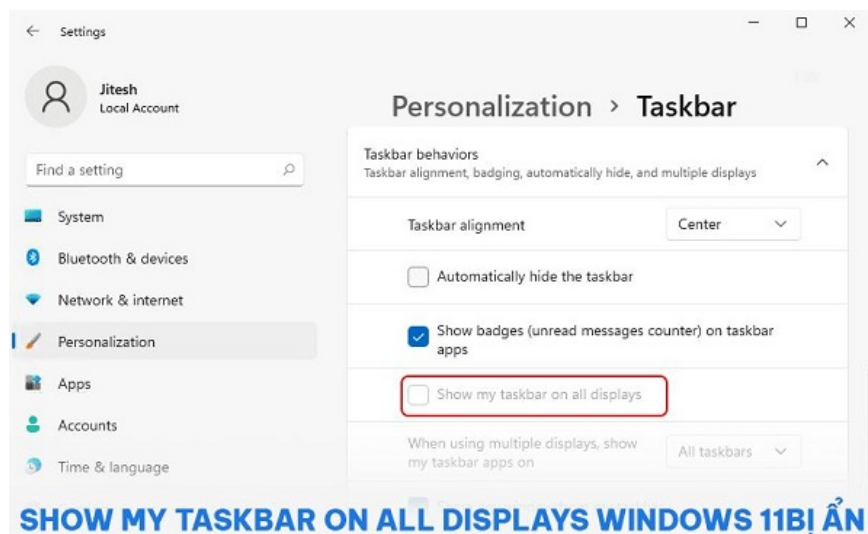
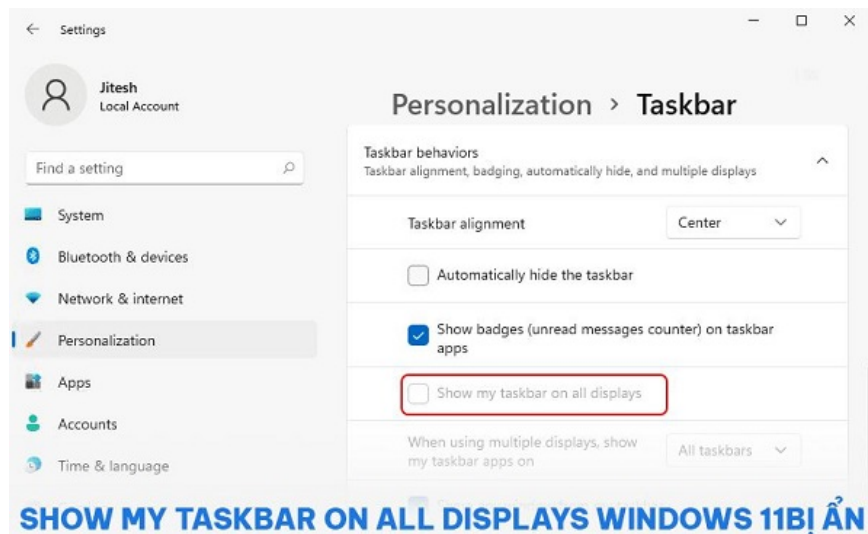


# Show my taskbar on all displays Windows 11 is hidden - Fix now

Show my taskbar on all displays Windows 11 being hidden is a problem that causes headaches for many computer users. Pocket how to fix!

After the success of Windows 10, Windows 11 continued to be released and was well received by many users. Not only does it change the interface, Windows 11 also brings users many new and useful features. However, when researching, many people discovered that the **Show my taskbar on all Windows 11 splays section was hidden** . Is this a sign that the computer is about to fail?

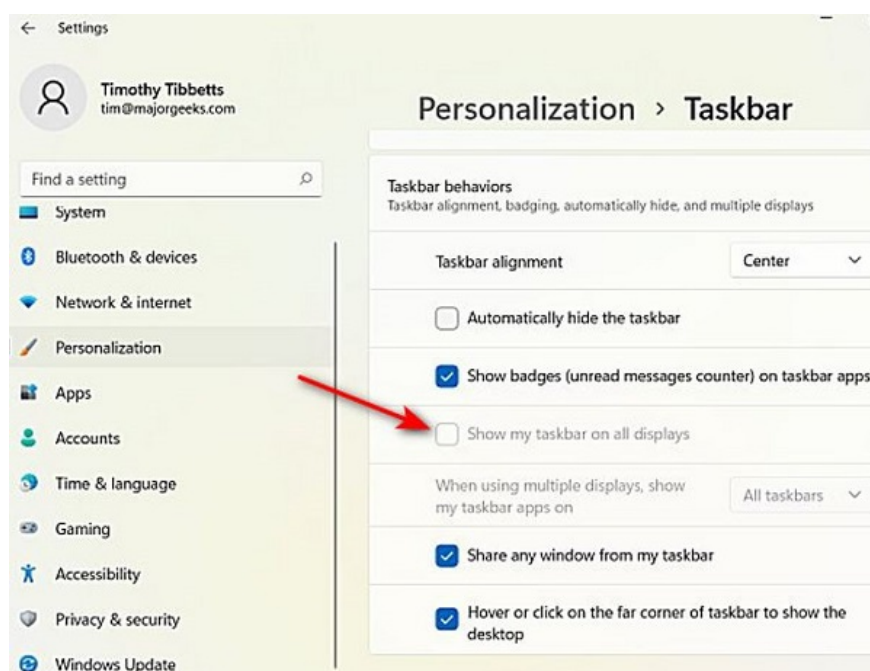


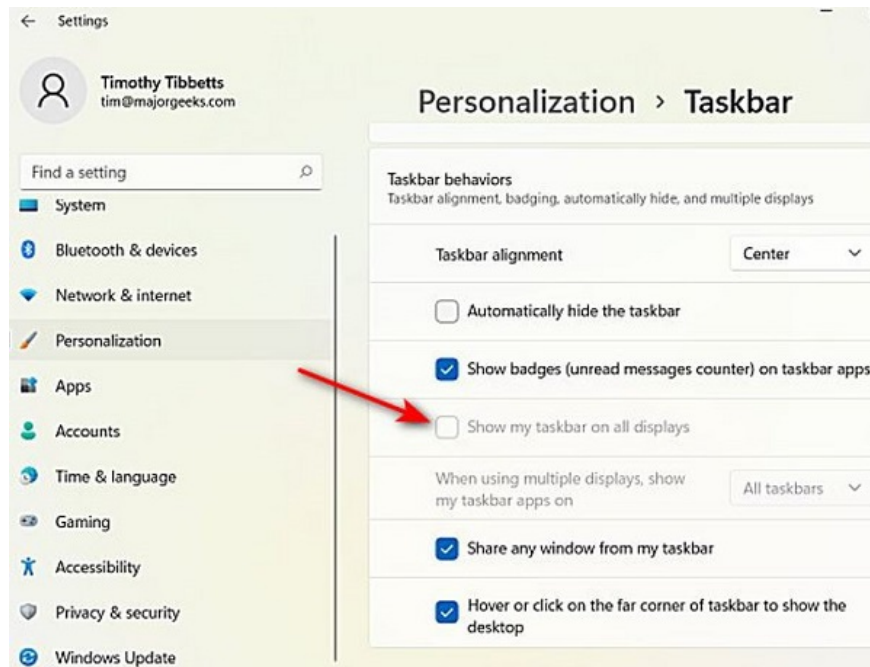
# Why is Show my taskbar on all displays Windows 11 hidden?

While working on computers running the Windows 11 operating system, many people have discovered that the show my taskbar on all displays option is blurred. So what is show my taskbar on all displays? Why is it greyed out and we can't tick it?

Specifically, show my taskbar on all displays is an option specifically for those who are using more than one screen on their computer. With this option, you can display the taskbar on all computer screens you are using. This helps you quickly operate on the taskbar no matter which screen your mouse cursor is on.

In case you check and find that the show my taskbar on all displays option on Windows 11 has been hidden, there is no need to worry. The main reason for this is simply because you are only using one computer screen. In addition, sometimes the problem can also originate from minor errors on your computer.

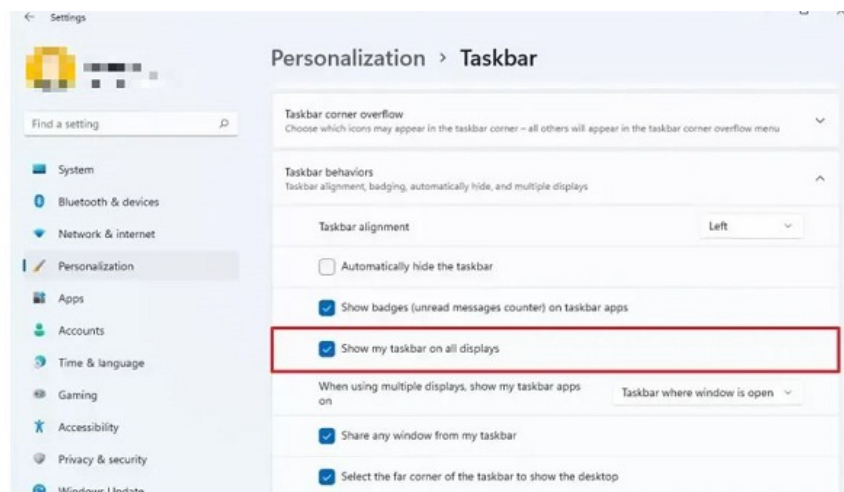


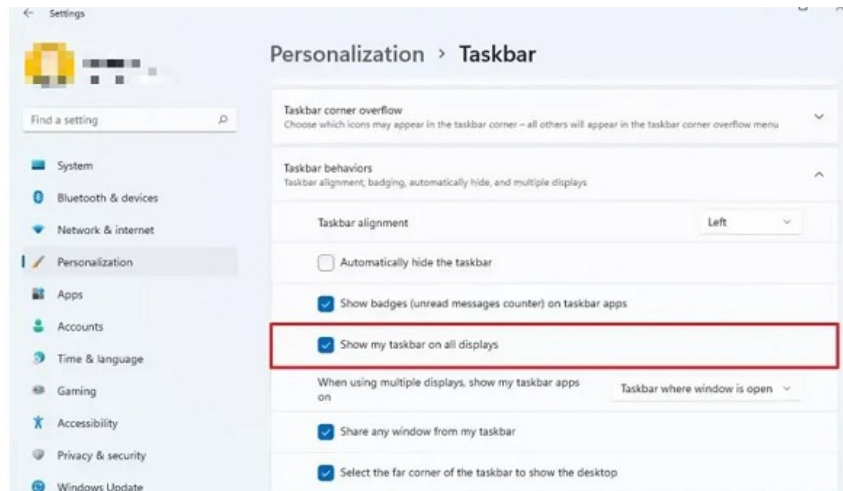


## How to enable the show my taskbar on all displays option in Windows 11

As a new option appearing on Windows 11, many people will find it strange. However, finding and activating the show my taskbar on all displays option on Windows 11 is quite simple.

1. **Step 1** : Access your computer's settings by pressing **windows + i** . Then go to **Personalization** on the left and select **Taskbar** on the right.
2. **Step 2** : If you have connected your computer to at least 2 monitors at the same time, here you will see that the **show my taskbar on all displays box** is not dimmed. Of course, if you want, you can check this box so that every screen displays the taskbar.



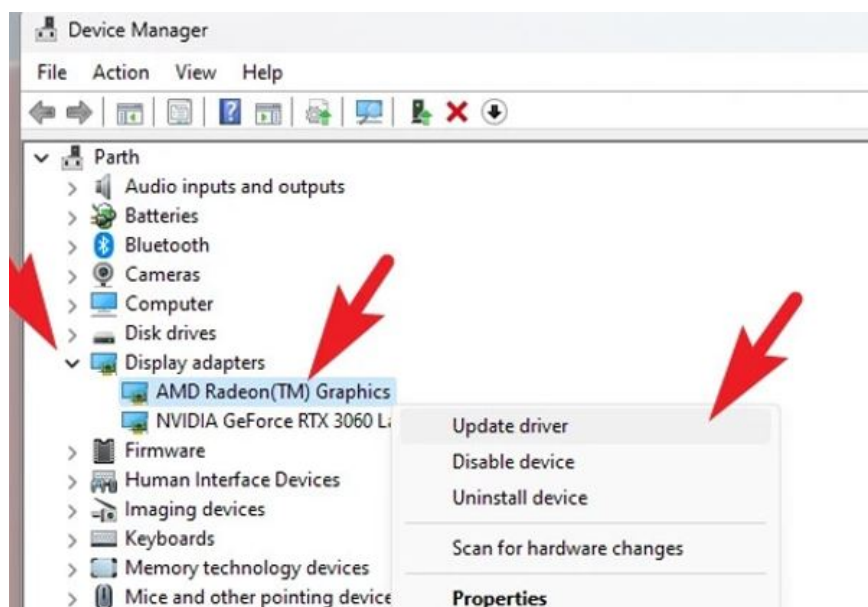


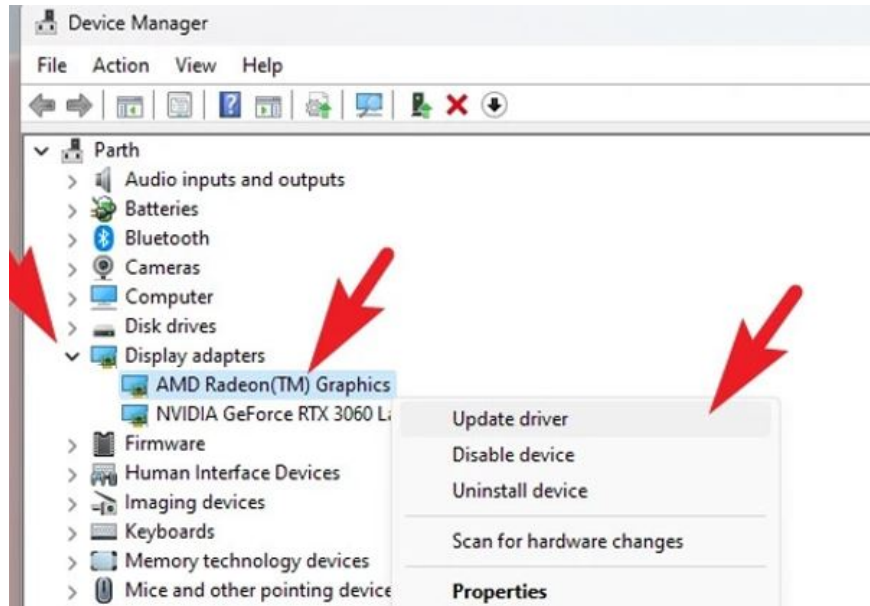
## What if I have connected 2 monitors but the show my taskbar on all displays item is still blurred?

As mentioned above, when the computer has 2 or more monitors connected, the show my taskbar on all displays menu will no longer be dimmed. However, if you have followed the instructions above correctly and this item is still hidden, there is a high possibility that your computer has some problem. Usually, the main cause is because you have not updated the new version of your computer's operating system. Or it could also be because the video card driver is outdated or has a problem.

### *How to fix*

In this case, first make sure the screen connection to your computer is maintained stably. After that, try restarting your computer and if it's a simple error, it can be fixed this way. If it still doesn't work, it's best to update the operating system to a new version as well as update the video card driver for your computer.





**Show my taskbar on all displays Windows 11 is hidden and will not affect the normal operation of the computer too much. If your computer only has one screen, you don't need to worry too much about this. If your computer has 2 or more screens, please refer to the workaround I introduced above!**

You finished reading the article "**Show my taskbar on all displays Windows 11 is hidden - Fix now**" edited by the [TipsMake](#) team. We hope this article has provided you with many useful tech tips and tricks. You can search for similar articles on tips and guides. Thank you for reading and for following us regularly.