

Show Desktop shortcut, minimize all windows on Windows

Show Desktop shortcut, minimize all windows on Windows. When we work on a computer, we will constantly use so many different software, which makes them very messy. When the computer displays such clutter, the simplest way is to minimize them all to search for the next data.

When we work on a computer, we will constantly use so many different software, which makes them very messy. When the computer displays such clutter, the simplest way is to minimize them all to search for the next data. Minimize windows on Windows there are many different ways, in this article, the software tips will introduce you.



1. Shortcut Show Desktop - Minimize the entire window on Windows

To minimize the window on Windows and return to the main screen, you can use the following key combination:

Windows + D

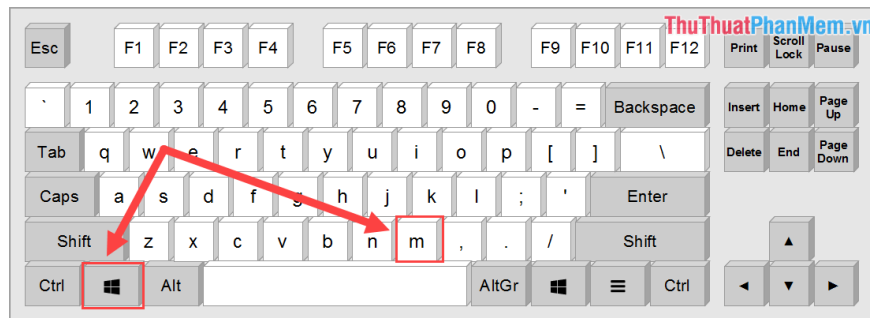


After that, you can press Windows + D again to display all the newly minimized windows.

2. Keyboard shortcuts minimize the entire window on Windows

This shortcut combination will help you minimize all windows on Windows and you can only display it again by clicking on each window on the Taskbar.

Windows + M



3. Shortcuts minimize each window on Windows

If you want to minimize each window on Windows instead of minimizing all the windows on Windows, use the following shortcut:


Alt + Space + N



4. Show Desktop button on the Taskbar

In addition to using keyboard shortcuts, you can also use the Show Desktop button on Windows 10.

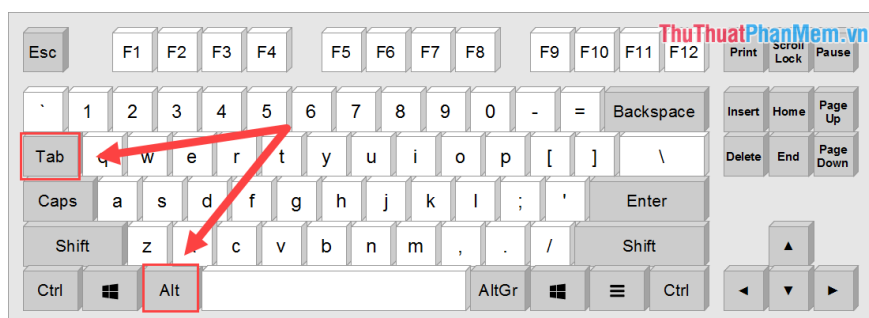
Click on the bar along the bottom of the right corner of the screen (clock edge). Immediately, you will minimize all windows and return to the Windows screen.



5. Keyboard shortcuts switch back and forth between windows

Instead of minimizing the whole window, you can switch between different windows to select the content to work. The keyboard shortcut that switches between windows is the most used shortcut on the computer.

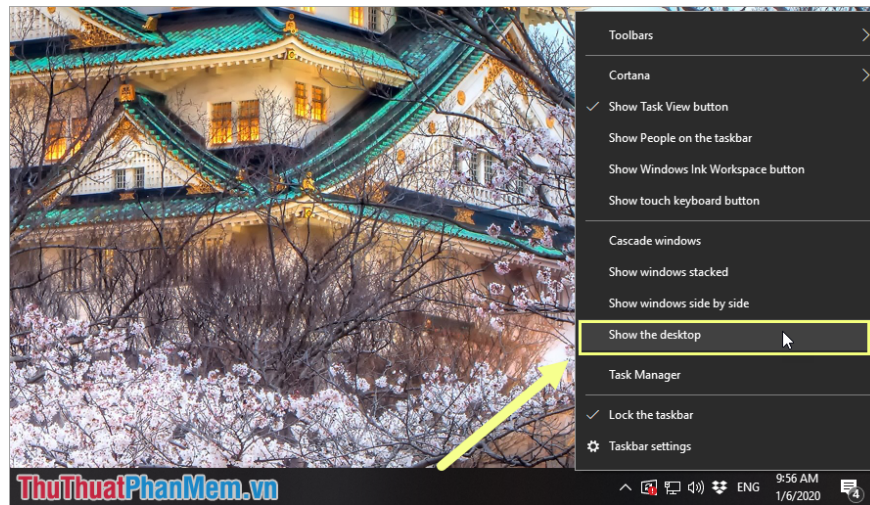
Alt + Tab



6. Show Desktop manually

Instead of using keyboard shortcuts, we can Show Desktop manually with just a few Clicks.

You **Right-click the Taskbar** and choose **Show the Desktop** .



In this article, Software Tips introduced you to the Show Windows shortcuts, minimize the window on Windows. Have a nice day!

You finished reading the article "**Show Desktop shortcut, minimize all windows on Windows**" edited by the [TipsMake](#) team. We hope this article has provided you with many useful tech tips and tricks. You can search for similar articles on tips and guides. Thank you for reading and for following us regularly.