

Set the system to automatically send alert SMS when the website collapses

There are many services that help monitor the website's performance, but most of these services charge a fee. Based on Google Docs' clever algorithm and SMS capabilities of Google Calendar. You can set up sending SMS alerts in a free way when your site collapses.

There are many services that help monitor the website's performance, but most of these services charge a fee. Based on Google Docs' clever algorithm and SMS capabilities of Google Calendar. You can set up sending SMS alerts in a free way when your site collapses.

This way, every 5 minutes, the system will try to connect to one or more websites you specify. If you are unable to connect, you will receive an email and text message notification to your phone so you can resolve the problem immediately. This is the most simple and free way of monitoring based on Google services.

? Link your Phone Number with Google Calendar

First, log in to your Google account and then open Google Calendar. In the service page that appears, click the gear button (usually in the upper right corner) and select Settings. In the settings page that appears, select Mobile Setup.

Chung Lịch **Cài đặt điện thoại di động** Labs

« Quay lại lịch Lưu Hủy

Lịch Google có thể nhắc bạn bằng cách gửi SMS về sự kiện của bạn.
Để bắt đầu, nhập quốc gia và số điện thoại. Google không tính phí gửi SMS nhưng [nhà cung cấp dịch vụ](#) của bạn có thể tính phí này.

Trạng thái: **! Thông báo qua điện thoại đã bị vô hiệu hóa.**
Để kích hoạt các thông báo cho di động, điền những thông tin dưới đây.

Nước:

Số điện thoại:

Nhà cung cấp dịch vụ:

Mã xác minh:
Hãy nhập mã xác minh được gửi tới điện thoại của bạn

Bạn cũng có thể đồng bộ hóa Lịch Google với điện thoại di động hoặc máy tính bảng của mình. [Tìm hiểu thêm](#)

« Quay lại lịch Lưu Hủy

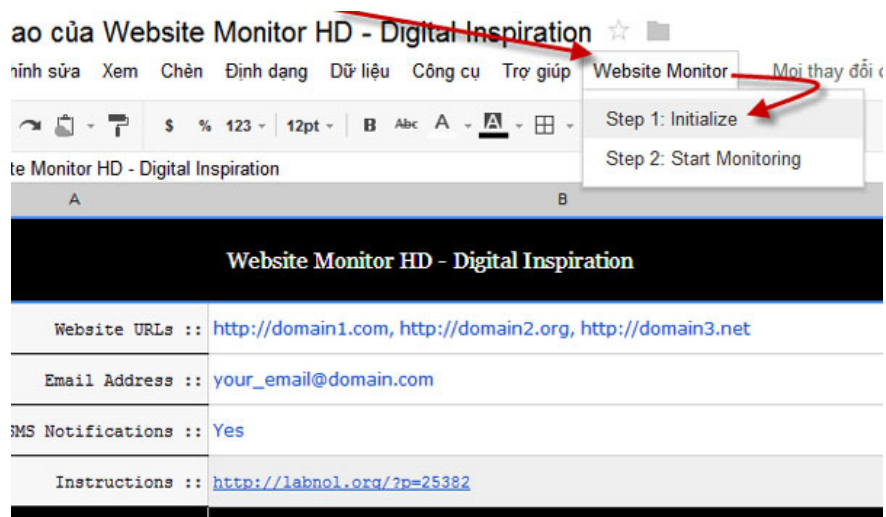
On this page, you choose the country (Vietnam), enter your mobile phone number (so that the system will send SMS to that phone number when the website collapses). Next, click the Send Verification Code button, receive the verification code via your mobile phone and enter the Verification Code section and then click the Finish setup button. Note: sending verification codes may depend on the home phone network you use (Viettel, Vinaphone .); If the phone number you entered is not accepted, try entering the phone number of another network that you have.

After successfully providing phone number information, you can use the Google Calendar reminder feature to receive reminder SMS for calendar events.

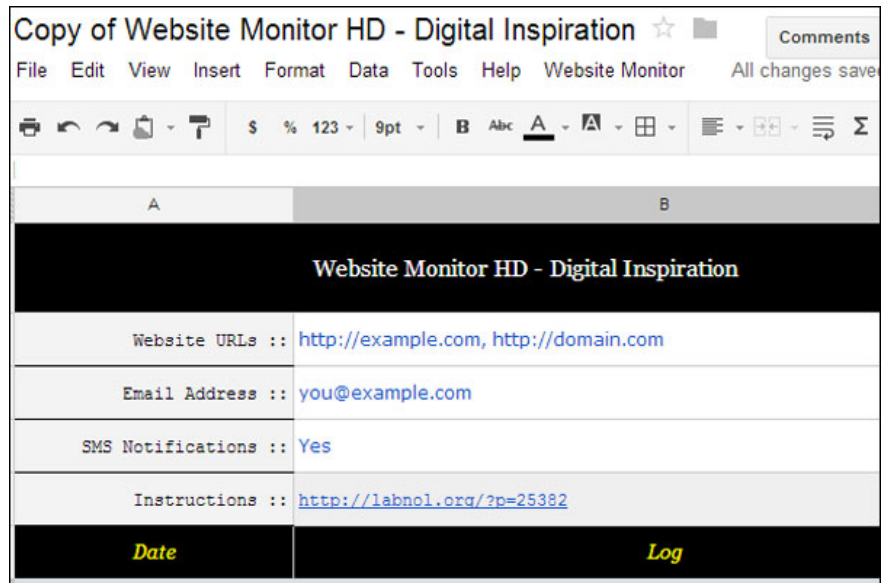
? Website monitoring settings

First, visit [here](#) and choose to accept a copy of the Website Monitor spreadsheet document into your Google Docs account. (Source code of this page can be viewed [here](#)).

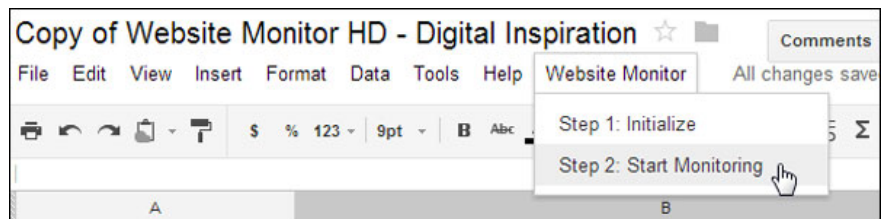
Next, click the Monitor Website menu on the Google Docs toolbar (on the right of the other menus) and select Initialize. You may receive a prompt prompting the document to access your other data, click OK and accept to continue.



Once you accept, a script will be initialized. Go back to the worksheet earlier, enter the website address you want to monitor into the Website URL box and enter your email address in the box indicated Email Address. You can enter multiple website addresses by placing a comma and a space between addresses.



When you're done setting up, click the Monitor Website menu earlier and select Start Monitoring.



After that, Google Apps will run the website monitoring script you specify continuously, even if you no longer open the spreadsheet. Script will help test your site every 5 minutes. If the specified website crashes, the system will send you an email and a text message (by creating an event on the calendar with a reminder on Google Calendar).

You finished reading the article "**Set the system to automatically send alert SMS when the website collapses**" edited by the [TipsMake](#) team. We hope this article has provided you with many useful tech tips and tricks. You can search for similar articles on tips and guides. Thank you for reading and for following us regularly.
